



US00D864407S

(12) **United States Design Patent**
Zhou

(10) **Patent No.:** **US D864,407 S**

(45) **Date of Patent:** **** Oct. 22, 2019**

(54) **RECHARGEABLE HANDHELD THUMP MASSAGER**

(71) Applicant: **Guanghua Zhou**, Fujian (CN)

(72) Inventor: **Guanghua Zhou**, Fujian (CN)

(**) Term: **15 Years**

(21) Appl. No.: **29/628,853**

(22) Filed: **Dec. 7, 2017**

(51) **LOC (12) Cl.** **28-03**

(52) **U.S. Cl.**
USPC **D24/215**

(58) **Field of Classification Search**
USPC D24/200, 211, 212, 213, 214, 215;
601/19, 22, 46, 52, 63, 80, 99, 104,
601/110-114, 118-120, 125, 134, 151,
601/152, DIG. 12, DIG. 14, DIG. 15,
601/DIG. 16, DIG. 17
CPC A61H 1/00; A61H 1/001; A61H 1/0237;
A61H 2015/0007; A61H 2015/0014;
A61H 2015/0042; A61H 2015/0064;
A61H 15/00; A61H 2011/005; A61H
19/44; A61H 19/50; A61H 21/00; A61H
37/00

See application file for complete search history.

(56) **References Cited**

U.S. PATENT DOCUMENTS

D351,660 S * 10/1994 Ichikawa D24/200
D438,308 S * 2/2001 Harris D24/214

6,730,050 B2 * 5/2004 Huang A61H 23/0254
601/103
D497,208 S * 10/2004 Longoria D23/223
7,258,675 B2 * 8/2007 Nichols A61H 7/005
601/10
D633,625 S * 3/2011 Maderazzo D24/200
D645,565 S * 9/2011 Smith D24/200
D666,303 S * 8/2012 Ding D24/215
D729,398 S * 5/2015 Park D24/215
D823,478 S * 7/2018 Park D24/215
D832,453 S * 10/2018 Amerson D24/214
D837,395 S * 1/2019 Gan D24/214
2009/0069728 A1 * 3/2009 Hoffmann A61B 8/08
601/46

* cited by examiner

Primary Examiner — Sandra S Snapp

(74) *Attorney, Agent, or Firm* — JCIPRNET

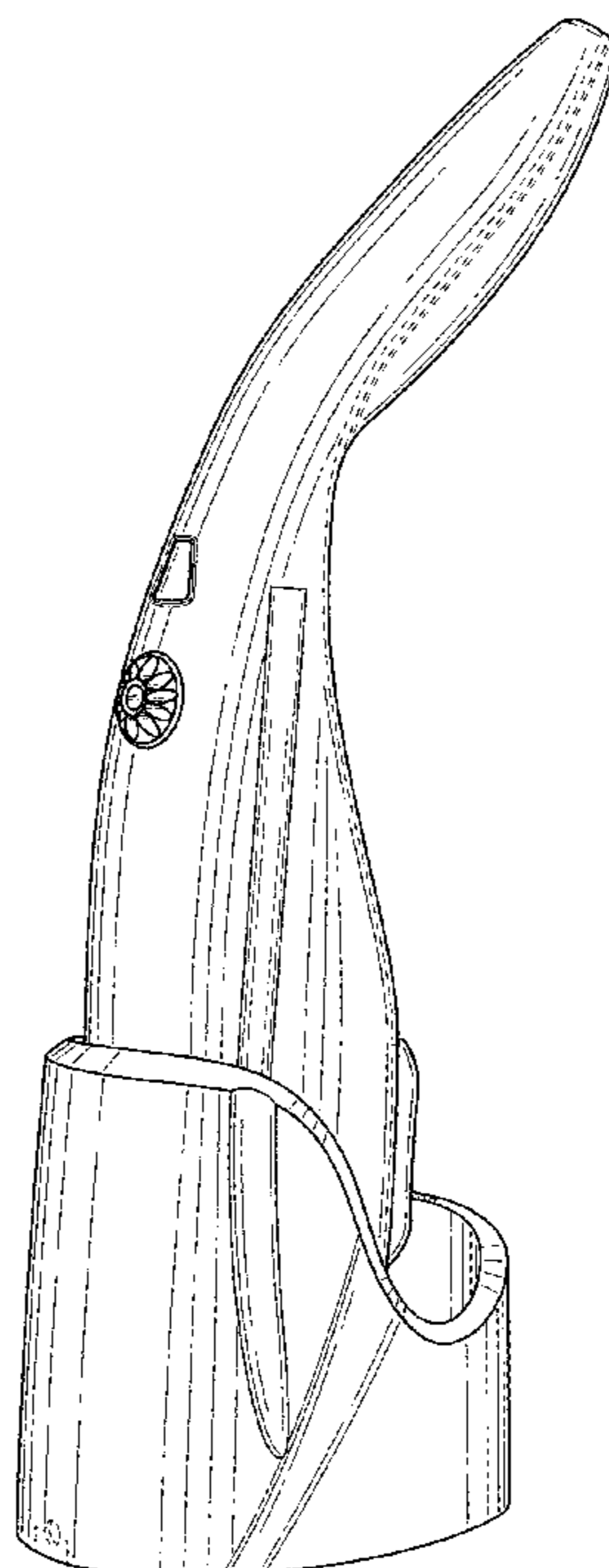
(57) **CLAIM**

The ornamental design for a rechargeable handheld thump massager, as shown.

DESCRIPTION

FIG. 1 is a front elevational view of a rechargeable handheld thump massager;
FIG. 2 is a rear elevational view thereof;
FIG. 3 is a left side view thereof;
FIG. 4 is a right side view thereof;
FIG. 5 is a top plan view thereof; and,
FIG. 6 is a perspective view thereof.
The broken lines shown in the drawings depict portions of the rechargeable handheld thump massager and form no part of the claimed design.

1 Claim, 6 Drawing Sheets



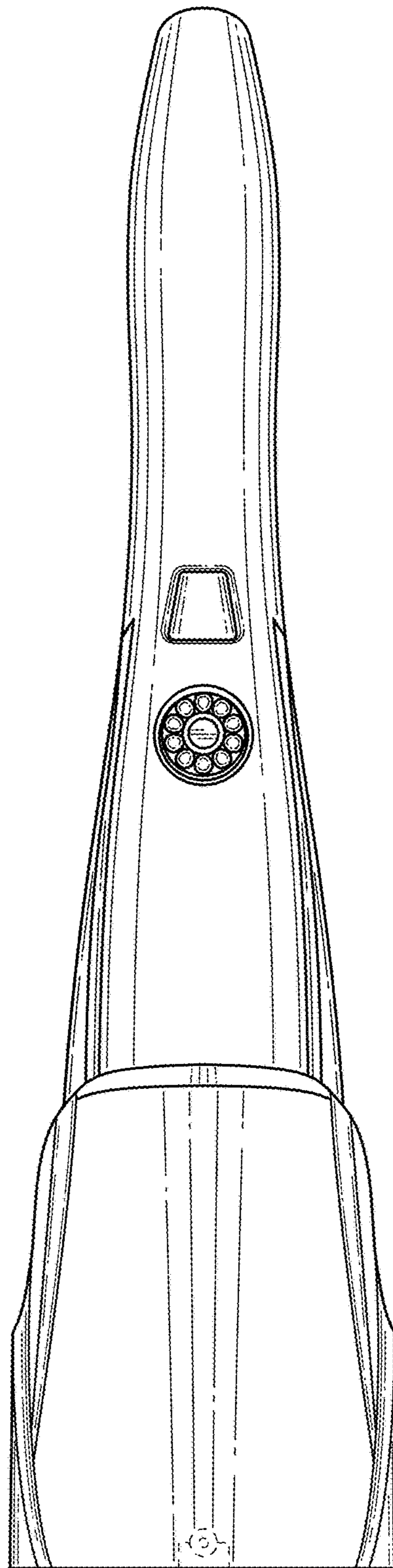


FIG. 1

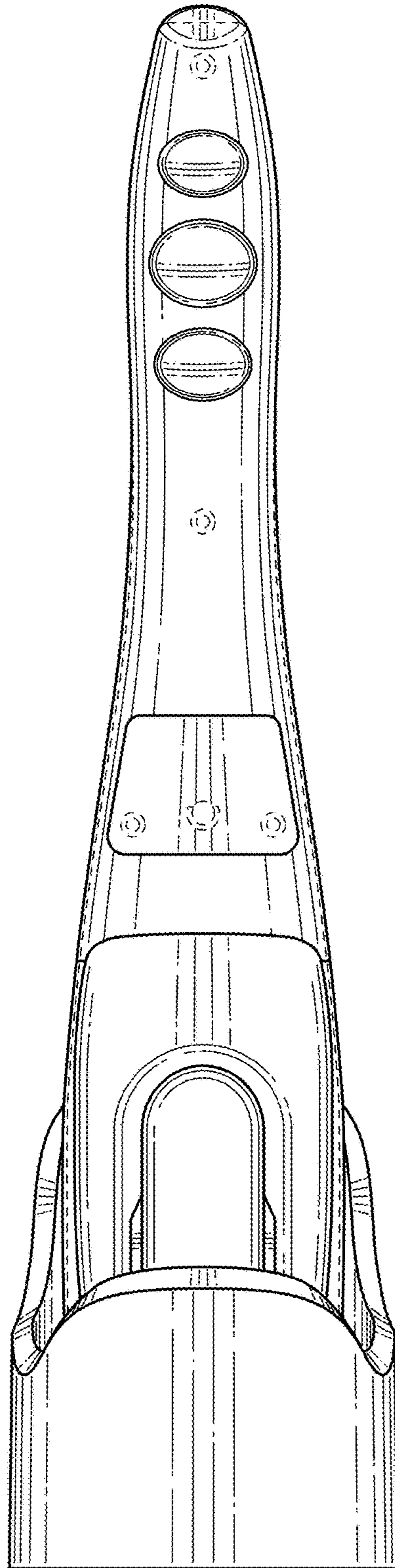


FIG. 2

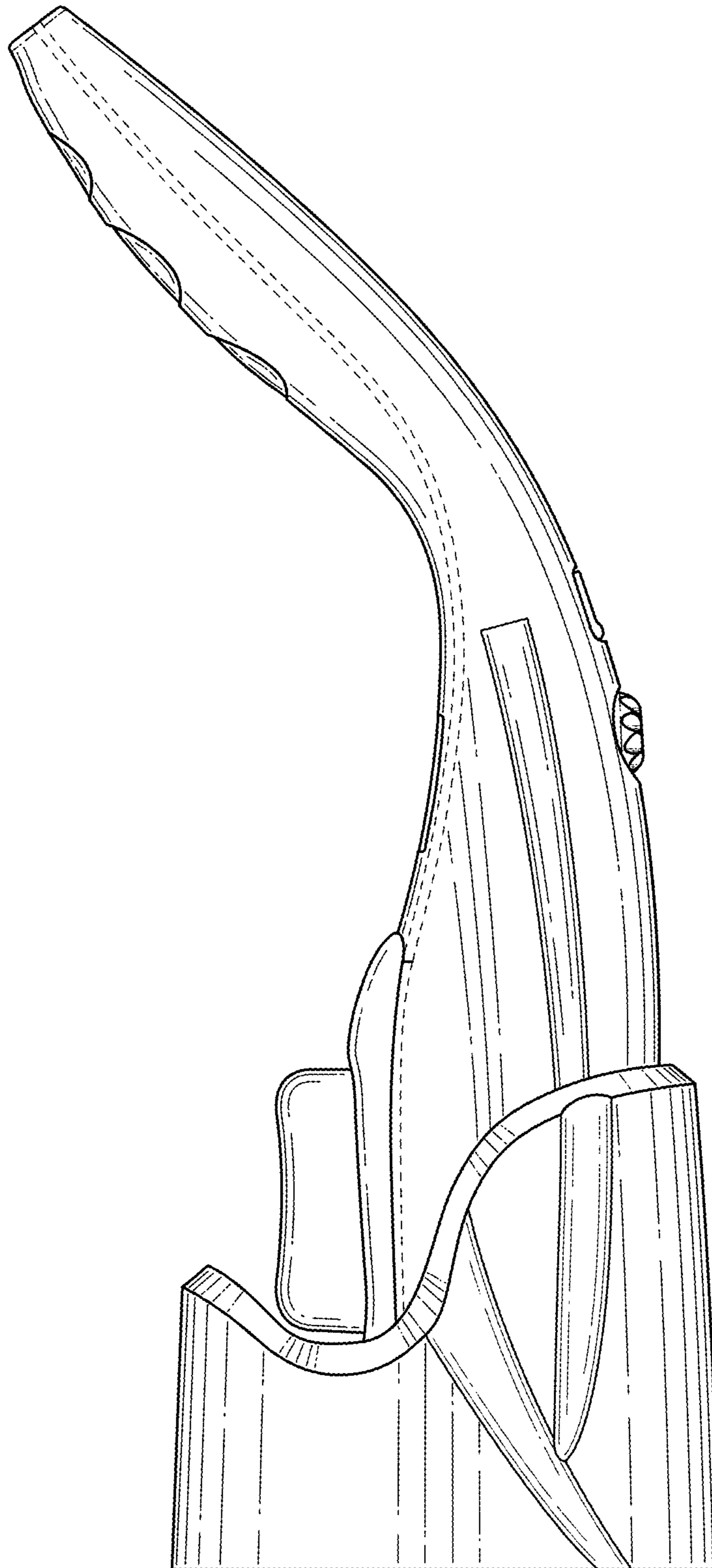


FIG. 3

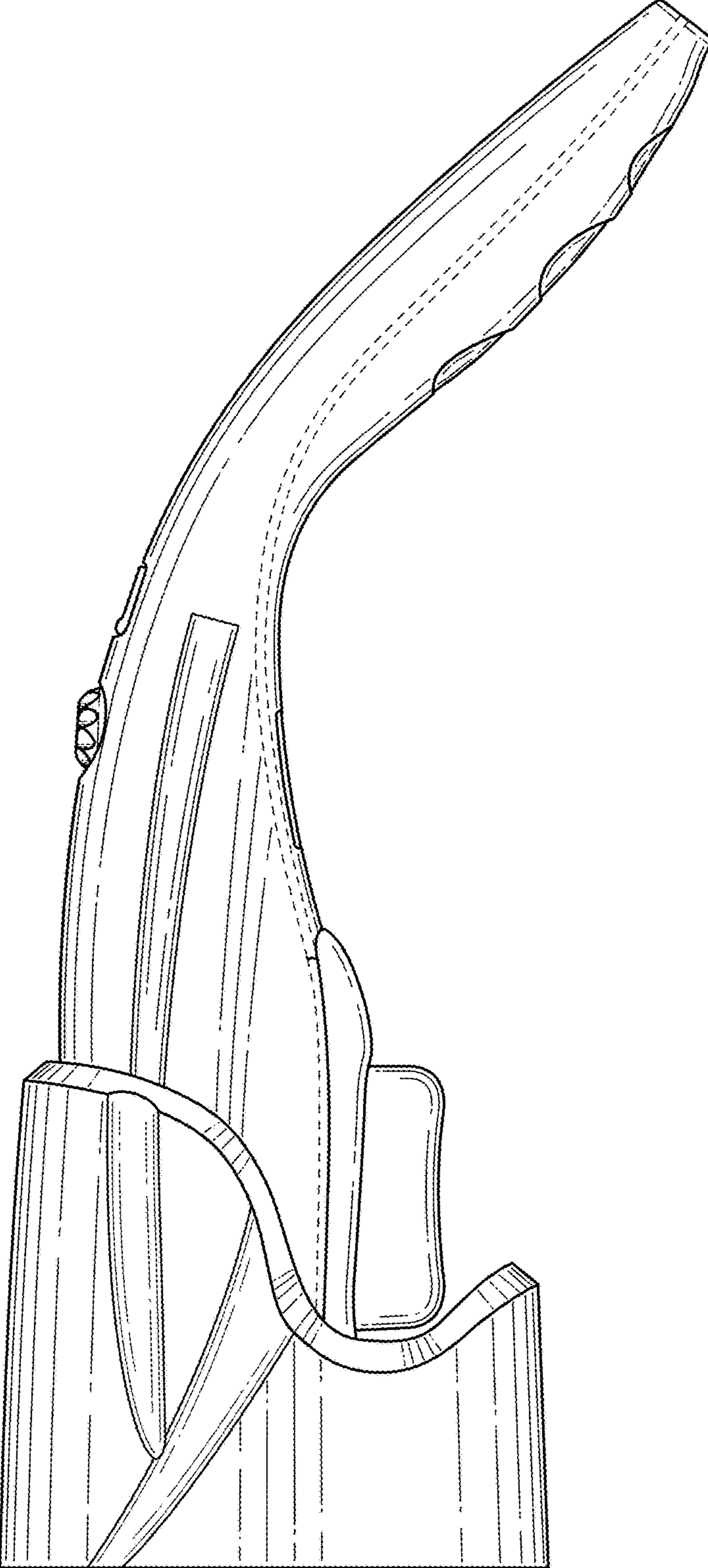


FIG. 4

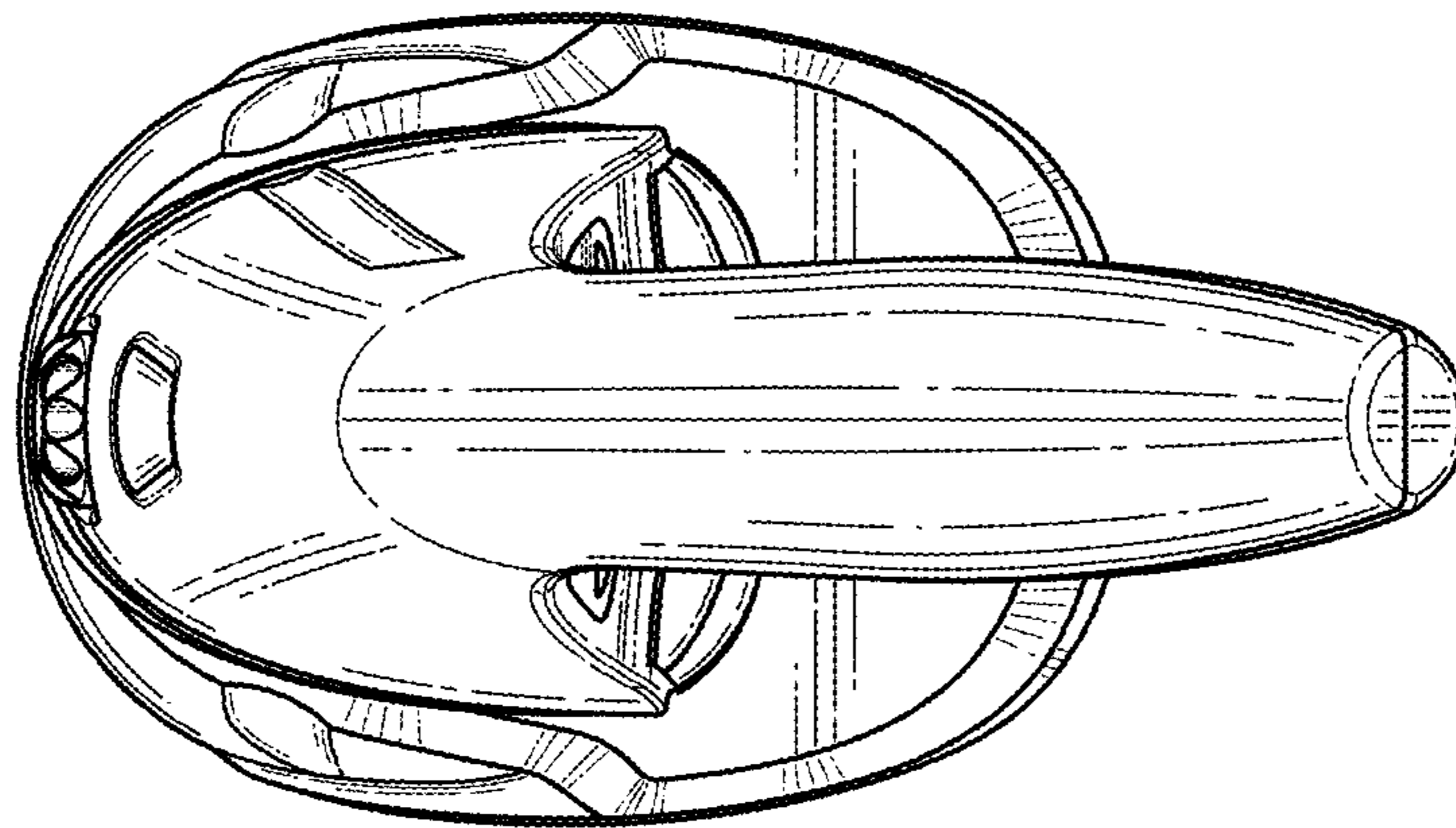


FIG. 5

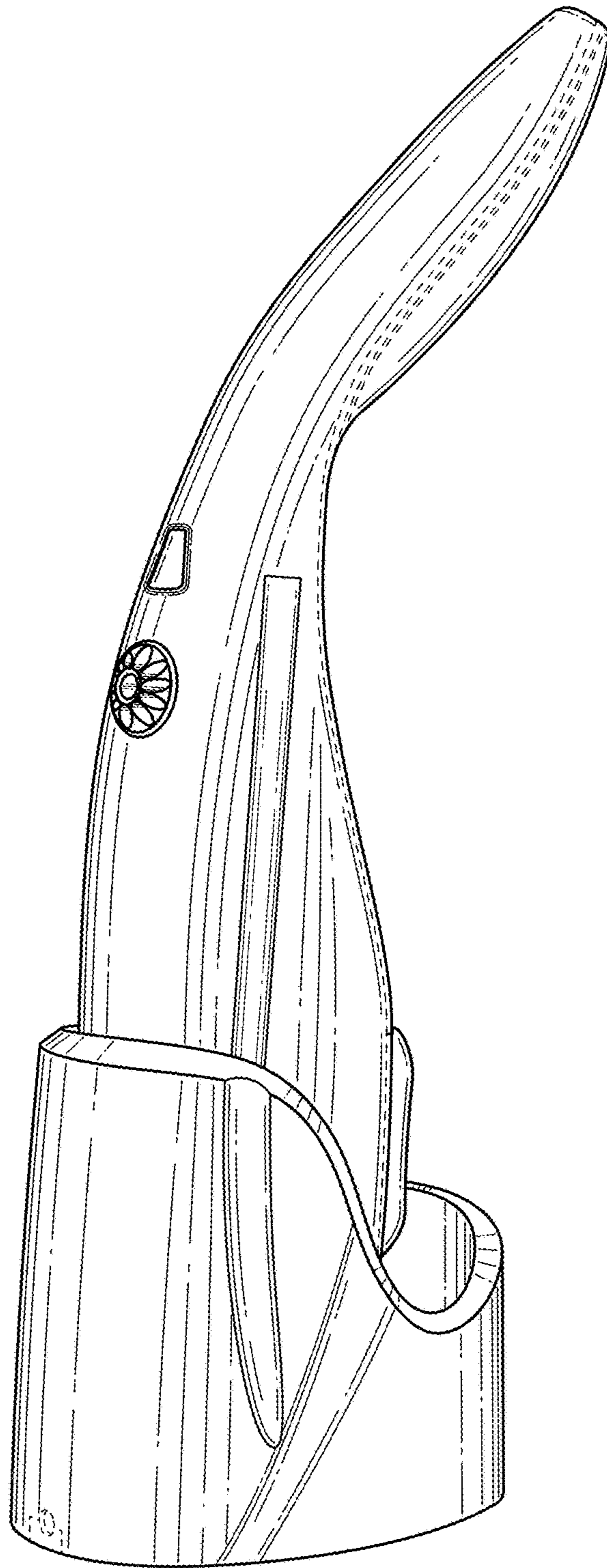


FIG. 6