



US00D864398S

(12) **United States Design Patent** (10) **Patent No.:** **US D864,398 S**
Davis (45) **Date of Patent:** **** Oct. 22, 2019**

(54) **BLOOD GLUCOSE METER**
(71) Applicant: **Paul Davis**, Indianapolis, IN (US)
(72) Inventor: **Paul Davis**, Indianapolis, IN (US)
(**) Term: **15 Years**
(21) Appl. No.: **29/643,548**
(22) Filed: **Apr. 10, 2018**
(51) **LOC (12) Cl.** **24-01**
(52) **U.S. Cl.**
USPC **D24/169**
(58) **Field of Classification Search**
USPC D24/164-169, 186, 107, 216; D10/81
CPC A61B 5/14532; A61B 5/14865; A61B
2560/0412; A61B 2560/0443; A61B
2560/0462; A61M 25/0606; A61M
25/0631
See application file for complete search history.

9,160,834 B2 10/2015 Yarger
9,642,563 B2 5/2017 Crawford
D794,806 S 8/2017 Kranz
D808,019 S * 1/2018 Amaral D24/169
2014/0034494 A1 2/2014 Chuang
2016/0088136 A1 3/2016 Donato
2016/0131590 A1 5/2016 Kim
2018/0055432 A1* 3/2018 Chen A61B 5/15003

* cited by examiner
Primary Examiner — Anhdao Doan

(56) **References Cited**
U.S. PATENT DOCUMENTS
D318,331 S * 7/1991 Phillips D24/169
D399,566 S * 10/1998 Sohrab D24/169
D435,657 S * 12/2000 Bhullar D24/169
6,159,424 A 12/2000 Kauhaniemi
D551,350 S * 9/2007 Lorimer D24/186
D717,677 S * 11/2014 Nardo D10/81

(57) **CLAIM**
I claim the ornamental design for a blood glucose meter, as shown and described.

DESCRIPTION
FIG. 1 is a front view of the blood glucose meter.
FIG. 2 is a rear view of the claimed design.
FIG. 3 is a right side view of the claimed design.
FIG. 4 is a left side view of the claimed design.
FIG. 5 is a top view of the claimed design.
FIG. 6 is a bottom view of the claimed design; and,
FIG. 7 is a perspective view of the claimed design.
The broken lines in FIG. 2 illustrate portions of the blood glucose meter that form no part of the claimed design.

1 Claim, 4 Drawing Sheets

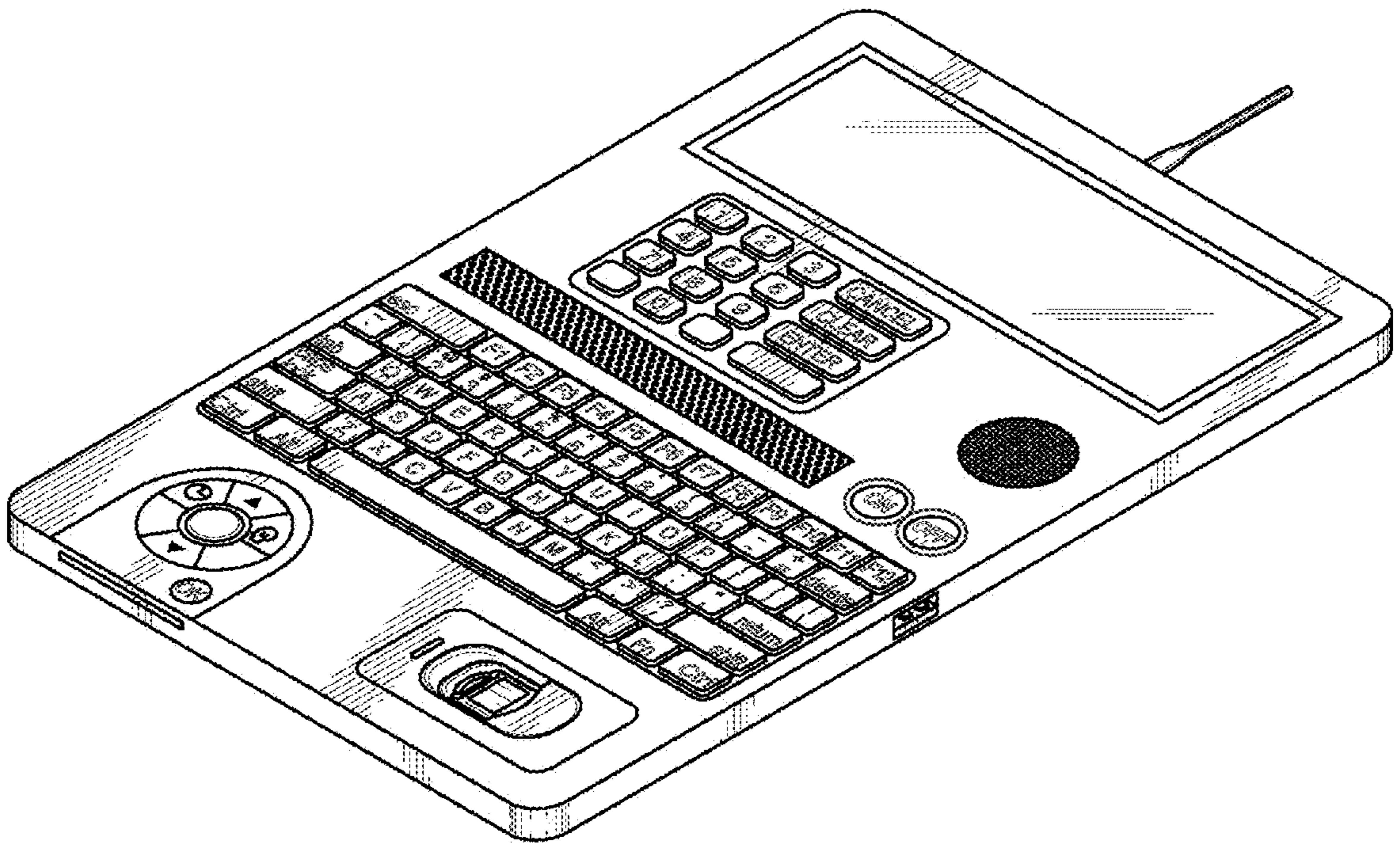


FIG. 1




FIG. 2

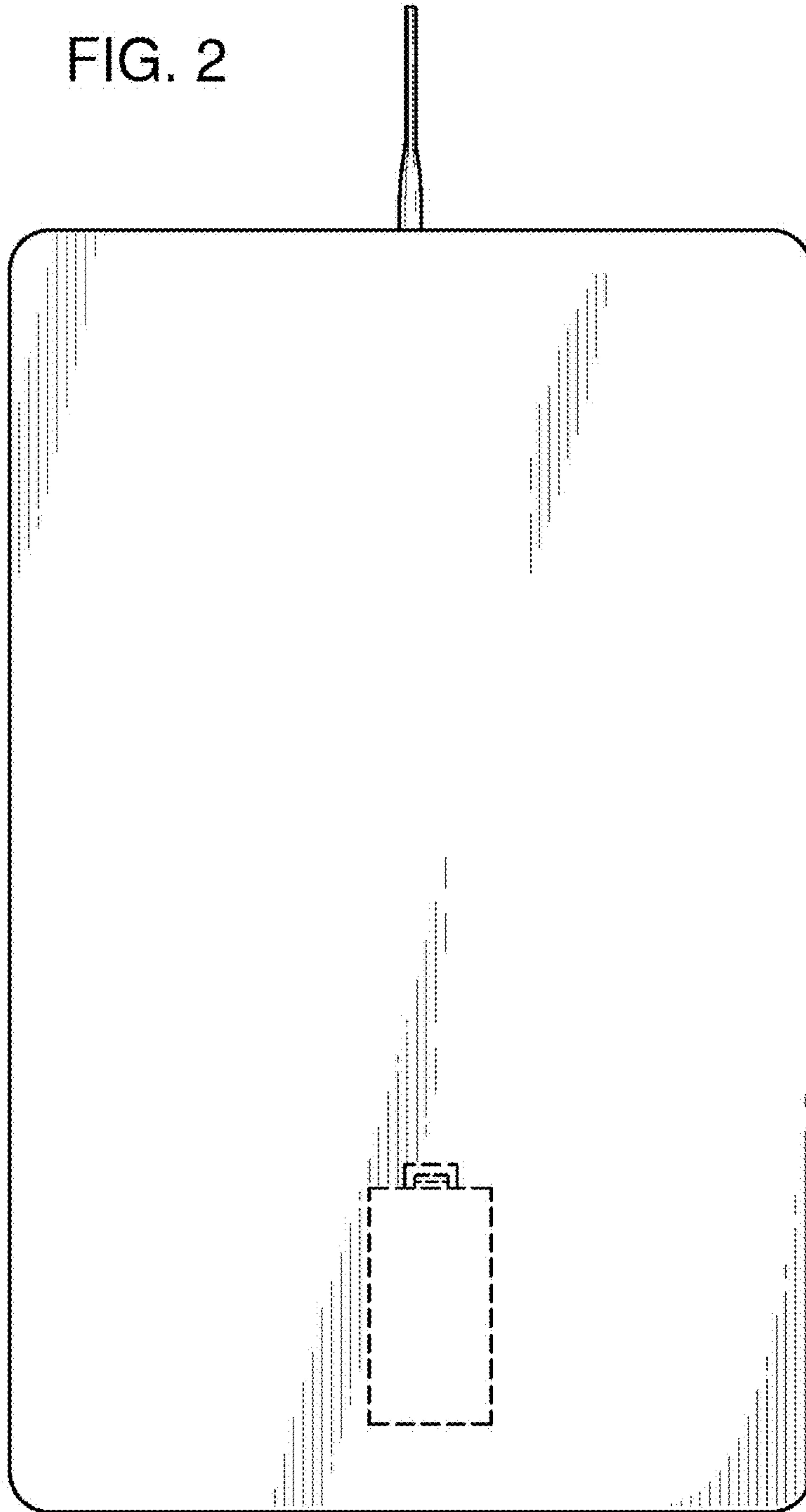


FIG. 3 FIG. 4

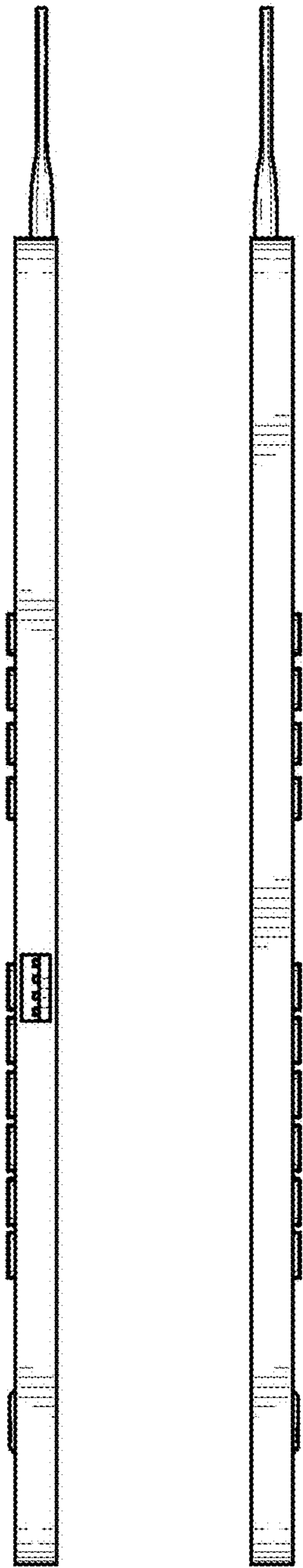


FIG. 5



FIG. 6



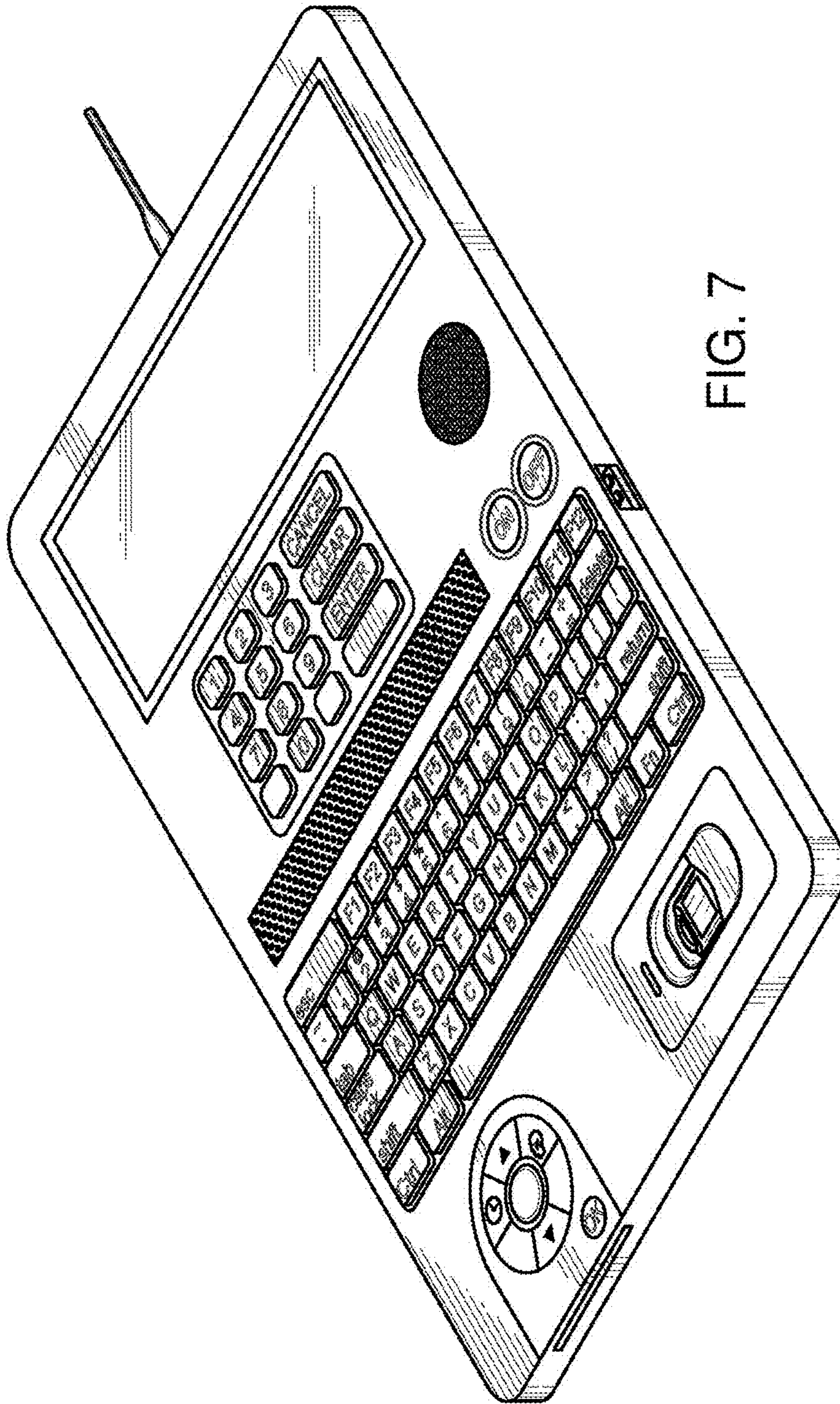


FIG. 7