

US00D864390S

(12) **United States Design Patent** (10) **Patent No.:** **US D864,390 S**
Sedic (45) **Date of Patent:** **** Oct. 22, 2019**

(54) **MENSTRUAL CUP** 5,295,984 A 3/1994 Contente et al.
5,771,900 A 6/1998 Austin et al.
(71) Applicant: **Filip Sedic**, Stockholm (SE) 5,827,248 A 10/1998 Crawford
6,264,638 B1 * 7/2001 Contente A61F 5/4553
(72) Inventor: **Filip Sedic**, Stockholm (SE) 6,540,728 B2 4/2003 Zadini et al.
6,796,973 B1 9/2004 Contente et al.
(73) Assignee: **LELO Inc.**, San Jose, CA (US) 6,964,643 B2 11/2005 Hovland et al.
8,795,248 B2 * 8/2014 Shihata A61F 5/4553
(**) Term: **15 Years** 604/327

(Continued)

(21) Appl. No.: **29/689,695**

(22) Filed: **May 1, 2019**

Related U.S. Application Data

(63) Continuation of application No. 29/682,867, filed on Mar. 8, 2019, now Pat. No. Des. 852,362, which is a continuation of application No. 29/666,251, filed on Oct. 11, 2018, now Pat. No. Des. 852,361, which is a continuation of application No. 29/630,741, filed on Dec. 22, 2017, now Pat. No. Des. 837,980.

(51) **LOC (12) Cl.** **24-02**

(52) **U.S. Cl.**
USPC **D24/141**

(58) **Field of Classification Search**
USPC D24/141, 121, 124-125; 604/330
CPC A61F 6/06; A61F 6/08; A61F 6/12; A61F
13/2045; A61F 5/4553; A61F 5/455
See application file for complete search history.

(56) **References Cited**

U.S. PATENT DOCUMENTS

2,443,943 A * 6/1948 Young A61F 6/08
128/837
2,534,900 A 1/1950 Chalmers
3,042,029 A * 7/1962 Johansson A61F 6/08
128/837
3,404,682 A 10/1968 Waldron
3,626,942 A 12/1971 Waldron
3,845,766 A 11/1974 Zoller
4,681,572 A 7/1987 Tokarz et al.

FOREIGN PATENT DOCUMENTS

EP 0504301 3/2004
EP 2043569 3/2010

(Continued)

OTHER PUBLICATIONS

Flexfits, "Flex Starter Kit," flexfits.com, accessed Mar. 5, 2019, pp. 1-7.

Primary Examiner — Wan Laymon

(74) *Attorney, Agent, or Firm* — Evan Feldstein

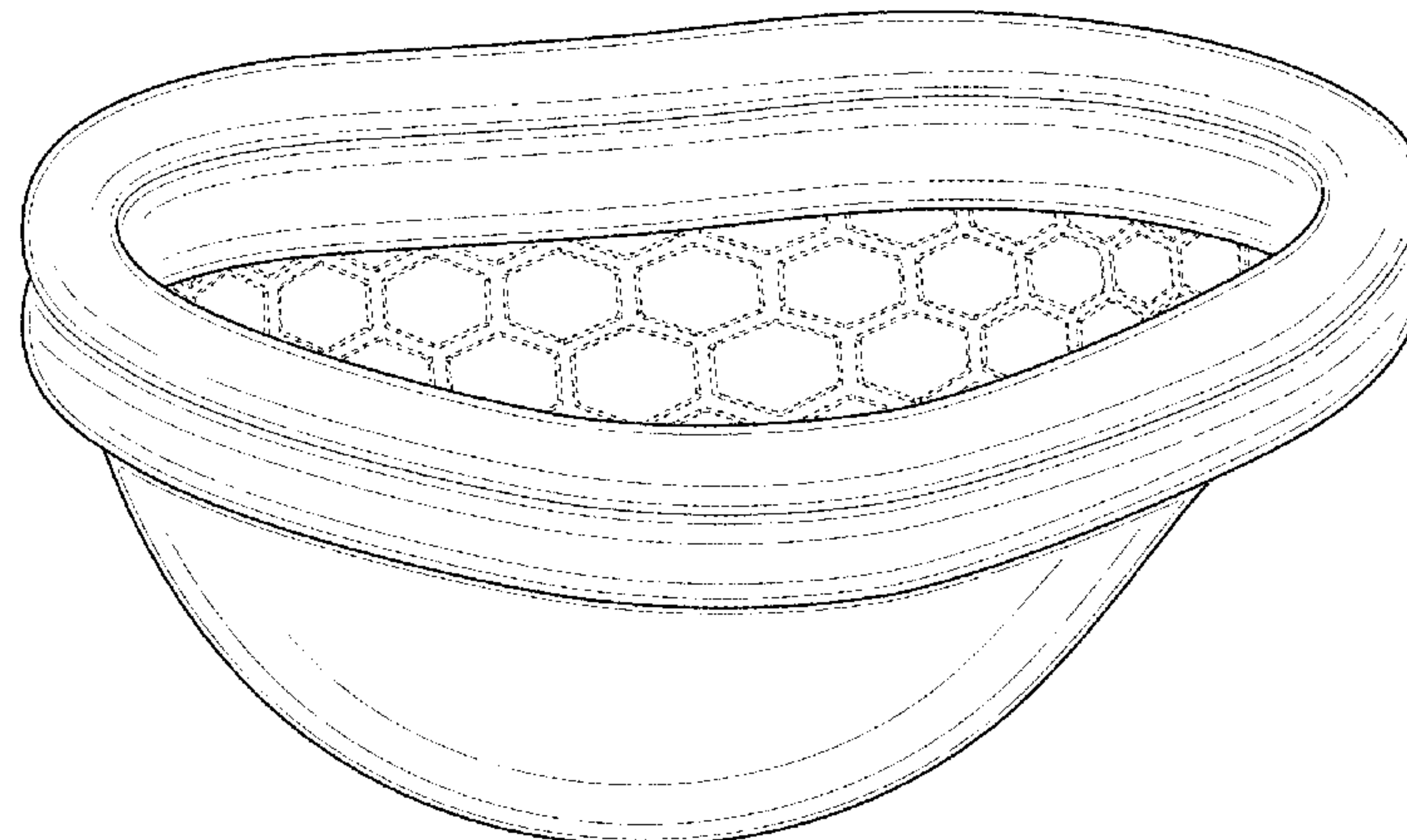
(57) **CLAIM**

I claim the ornamental design for a menstrual cup, as shown and described.

DESCRIPTION

FIG. 1 is a perspective view of a menstrual cup.
FIG. 2 is a top view of the menstrual cup.
FIG. 3 is a bottom view of the menstrual cup.
FIG. 4 is a left side view of the menstrual cup.
FIG. 5 is a right side view of the menstrual cup.
FIG. 6 is a front view of the menstrual cup; and,
FIG. 7 as a rear view of the menstrual cup.
The broken lines are directed to environment and are for illustrative purposes only; the broken lines form no part of the claimed design.

1 Claim, 7 Drawing Sheets



(56)

References Cited

U.S. PATENT DOCUMENTS

D746,452 S 12/2015 Petrova
D760,897 S 7/2016 Teo
10,016,308 B2* 7/2018 Knox A61F 13/00085
10,357,395 B2* 7/2019 Miller A61F 5/4553
2007/0289598 A1 12/2007 Barre et al.
2008/0077097 A1 3/2008 Chambers et al.
2008/0200888 A1* 8/2008 Gooch A61F 5/4553
604/330
2009/0320855 A1 12/2009 Shihata
2010/0312204 A1 12/2010 Sheu
2013/0267769 A1 10/2013 La Vean
2015/0164680 A1 6/2015 Chen
2016/0278988 A1 9/2016 Knox
2019/0192335 A1* 6/2019 Sedic A61F 5/4553

FOREIGN PATENT DOCUMENTS

FR 3039060 1/2017
WO WO2007082341 7/2007

* cited by examiner

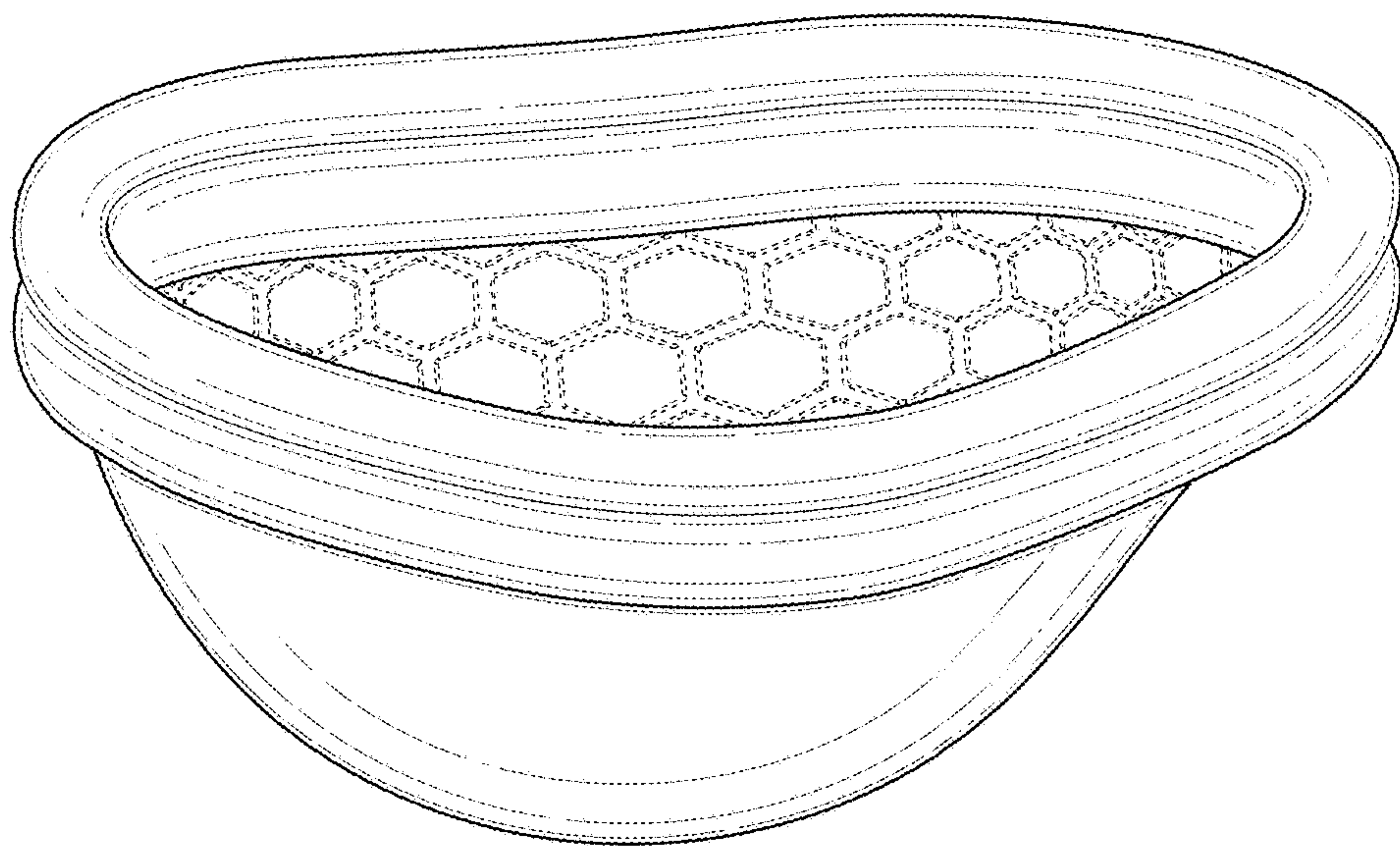


FIG. 1

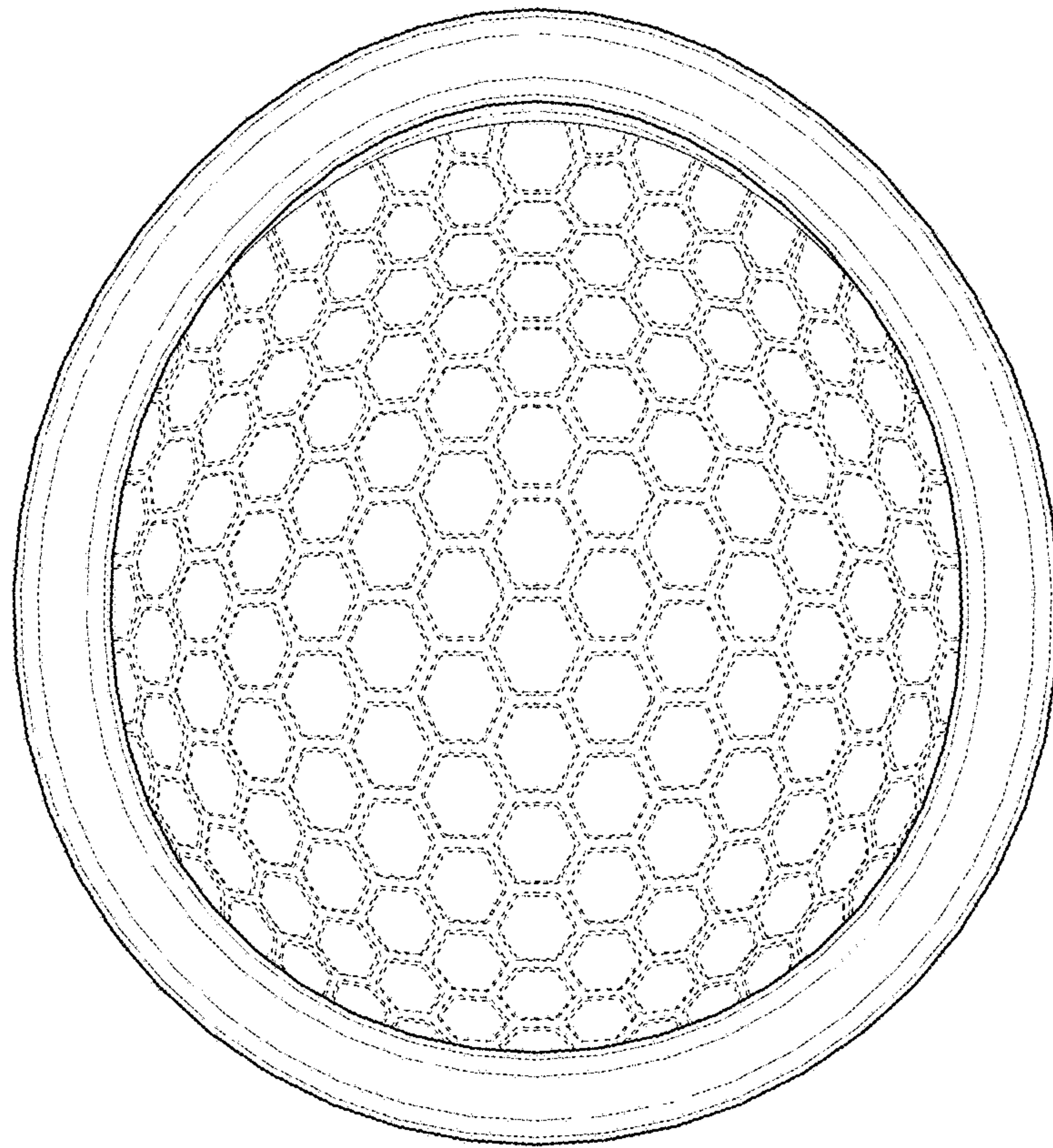


FIG. 2

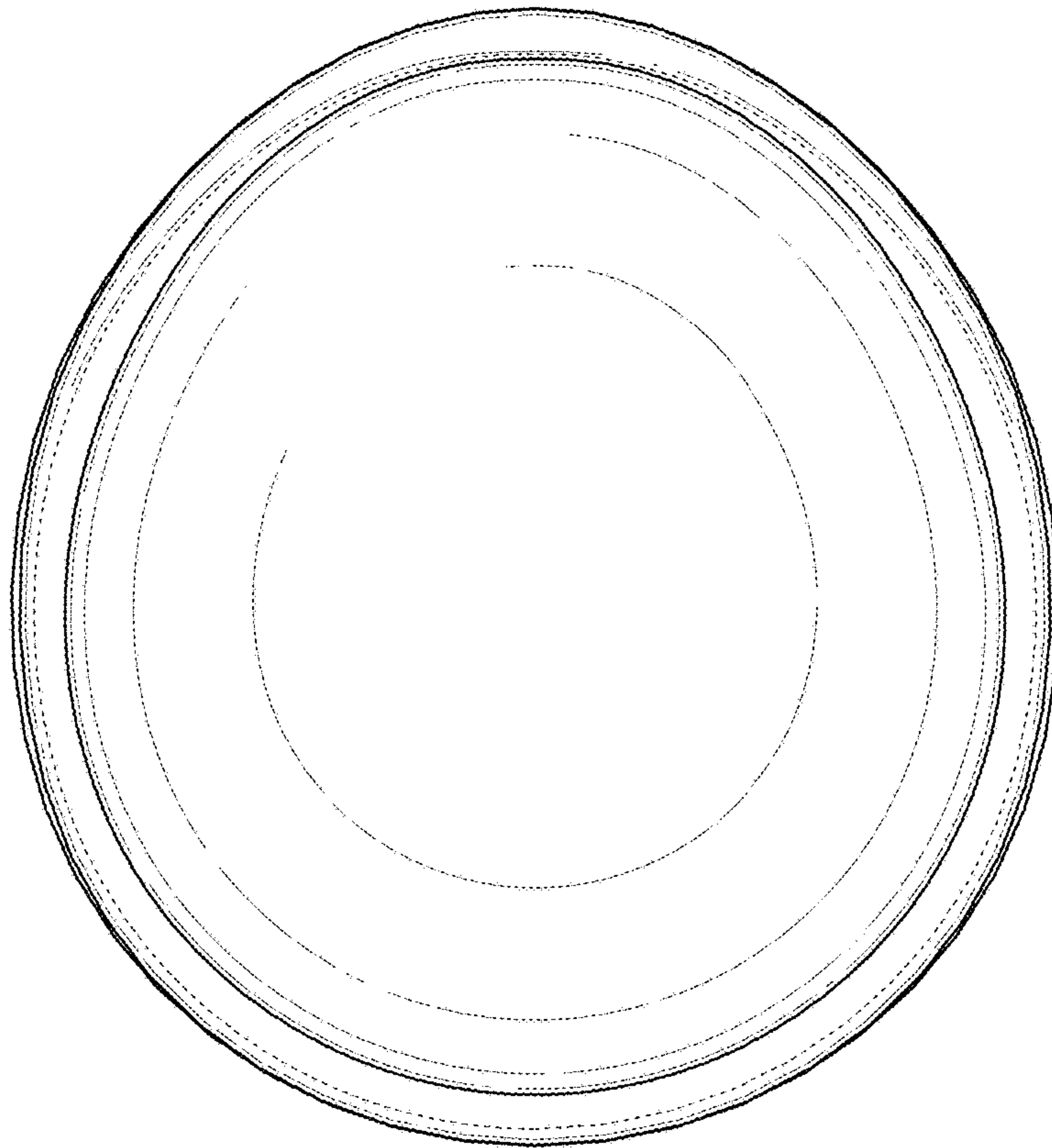


FIG. 3

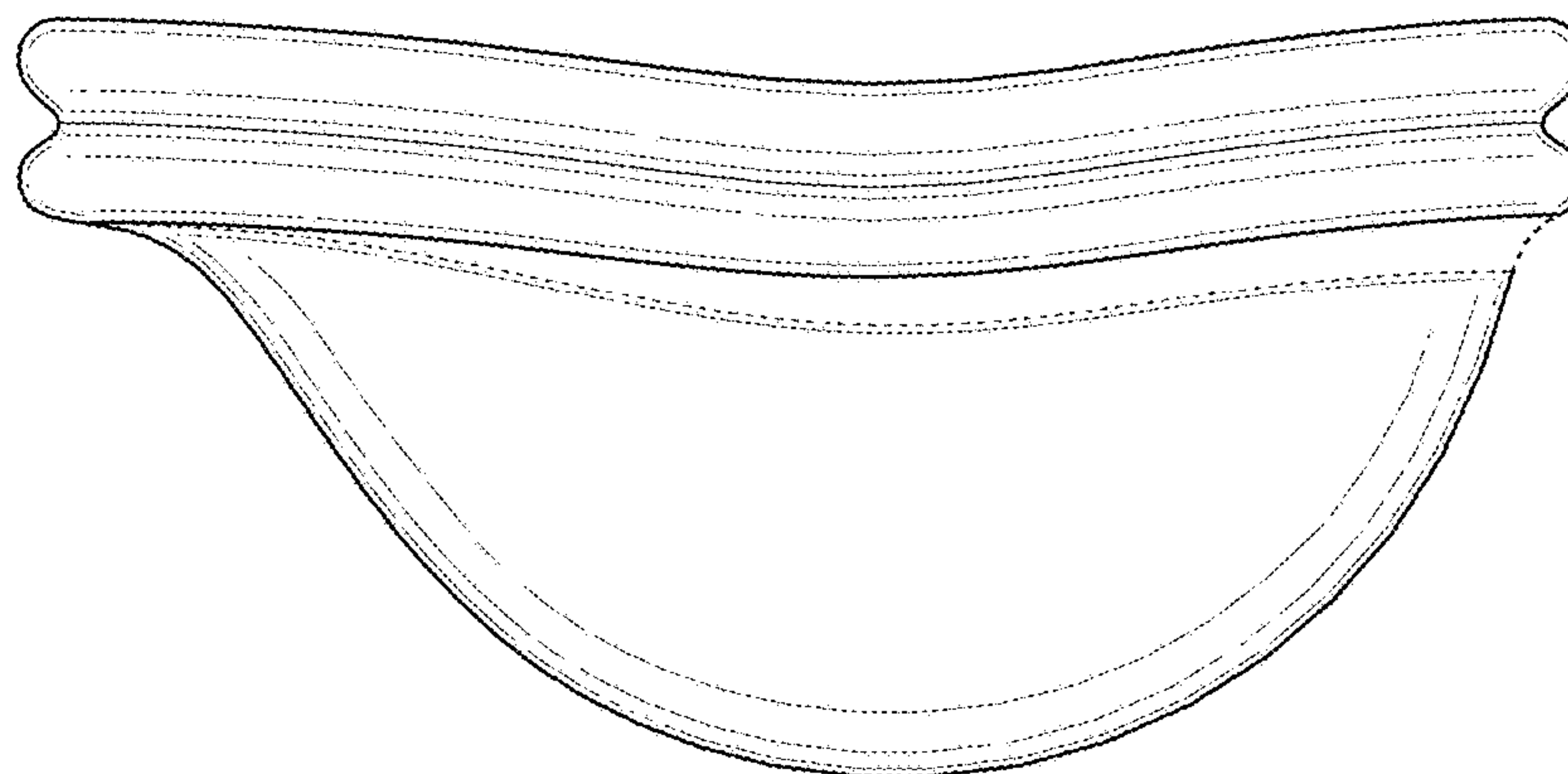


FIG. 4

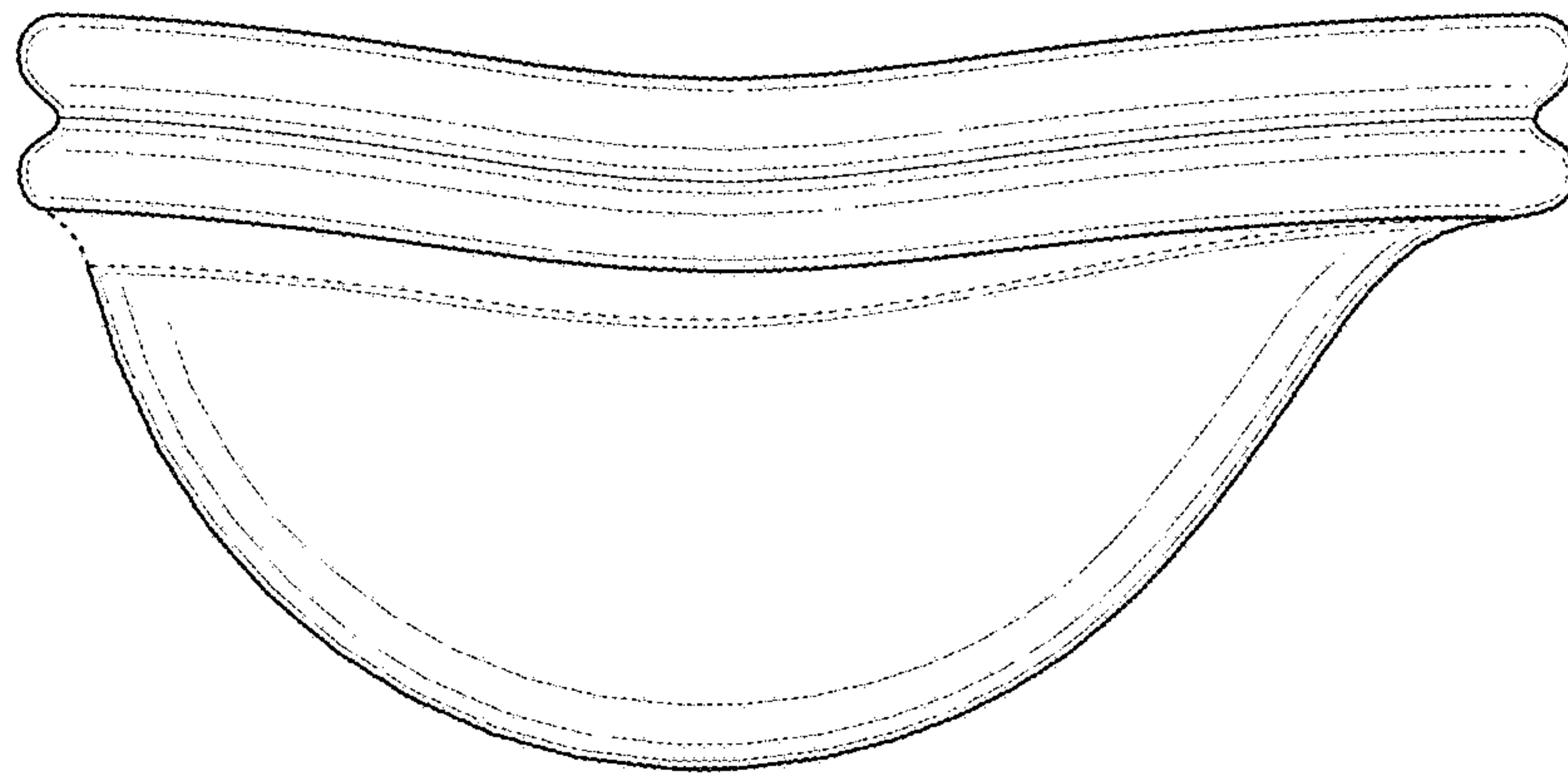


FIG. 5

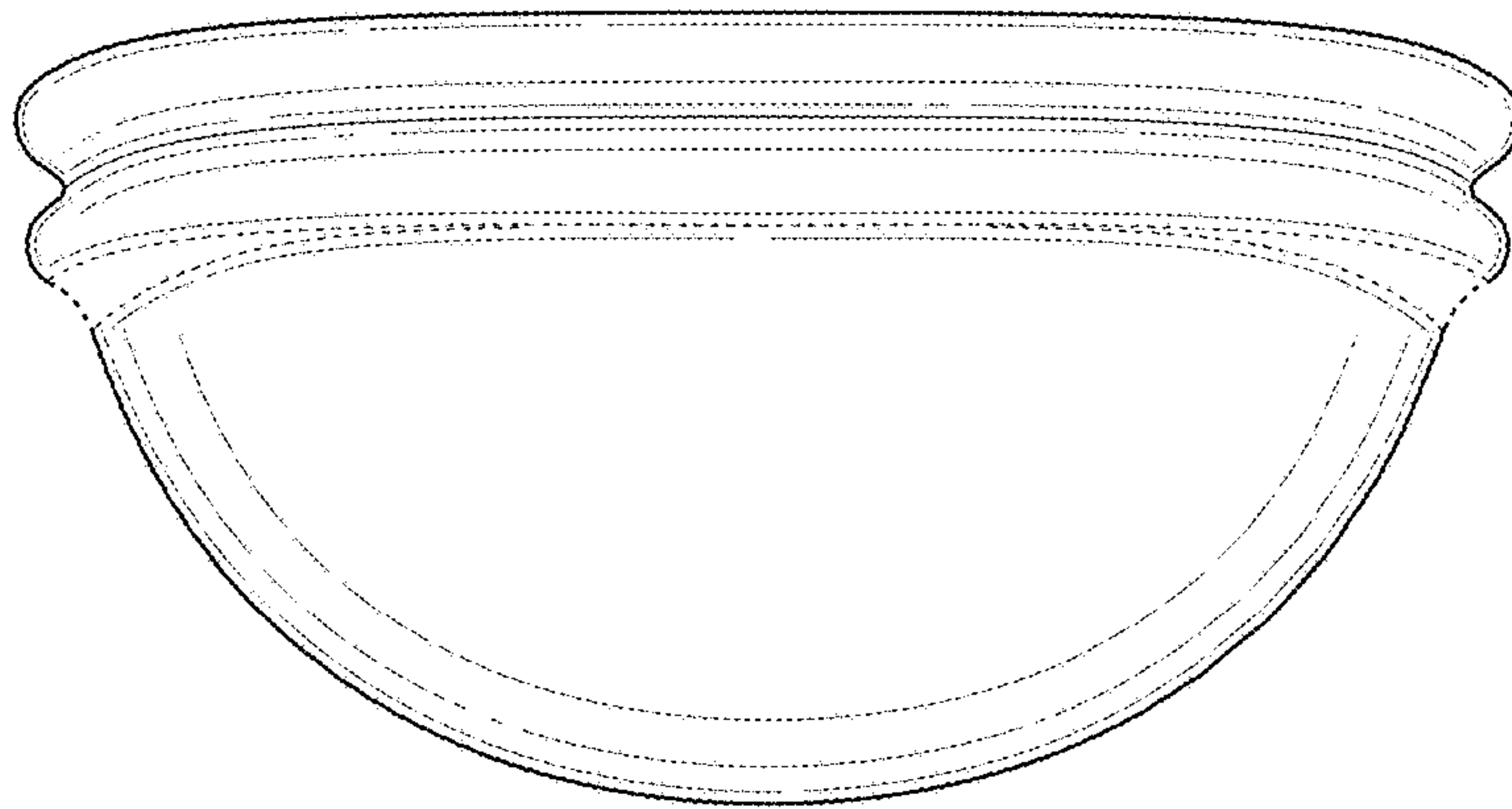


FIG. 6

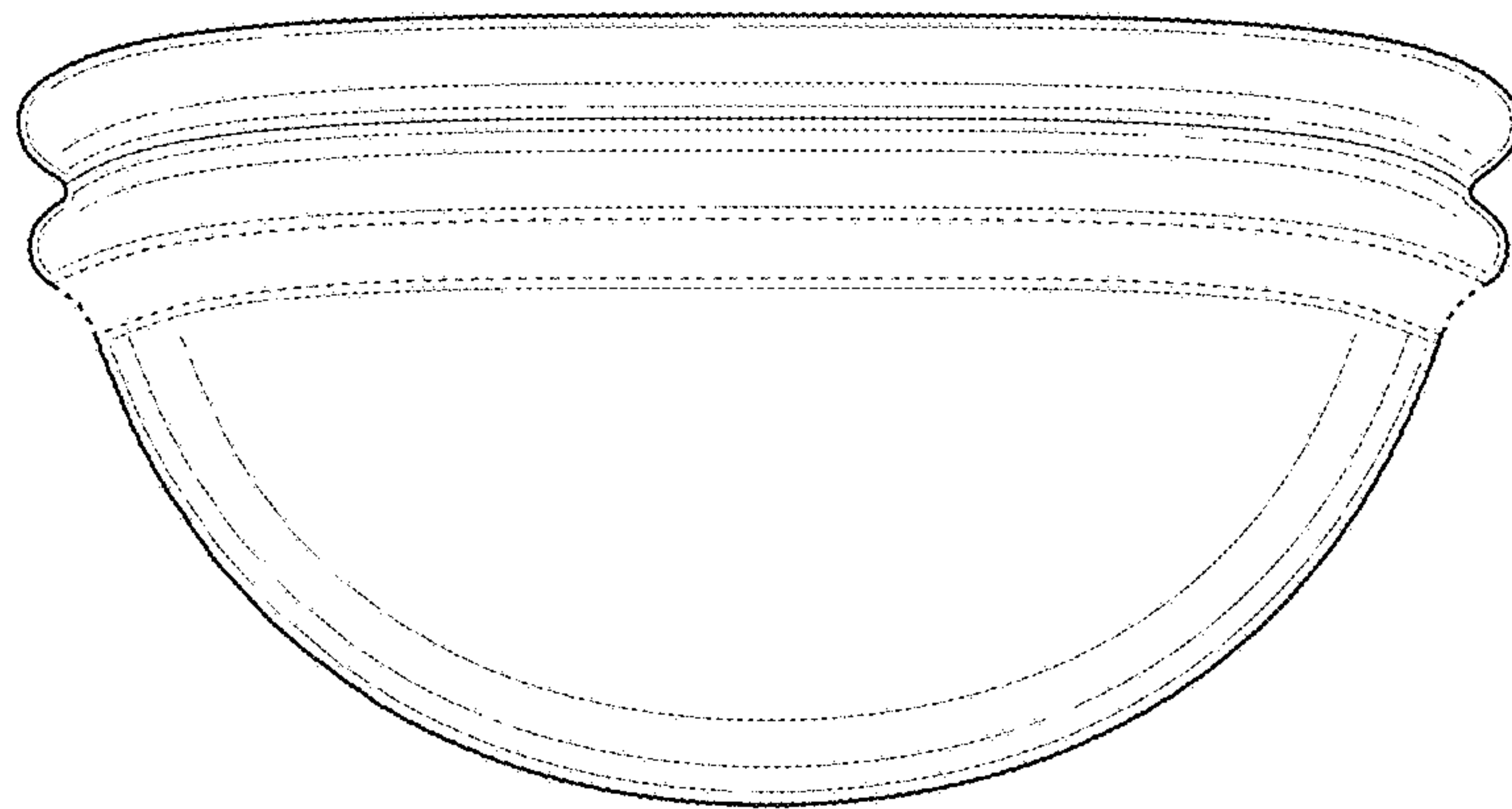


FIG. 7