

US00D864387S

(12) **United States Design Patent**
Harlev et al.

(10) **Patent No.:** **US D864,387 S**
(45) **Date of Patent:** **** Oct. 22, 2019**

- (54) **CATHETER TIP WITH OPENINGS**
- (71) Applicant: **Affera, Inc.**, Watertown, MA (US)
- (72) Inventors: **Doron Harlev**, Brookline, MA (US);
Andrew Miles Wallace, Needham, MA (US)
- (73) Assignee: **Affera, Inc.**, Watertown, MA (US)
- (**) Term: **15 Years**
- (21) Appl. No.: **29/602,563**
- (22) Filed: **May 2, 2017**
- (51) **LOC (12) Cl.** **24-02**
- (52) **U.S. Cl.**
USPC **D24/130**
- (58) **Field of Classification Search**
USPC D24/127–131, 112–114, 133, 186;
D25/114–116, 142, 152; 606/181, 185;
604/264, 523–528, 272, 187, 158,
604/164.01–164.11, 181, 184, 227;
600/101, 139, 143; 128/200.24, 207.14,
128/207.15
CPC A61M 25/00; A61M 39/00; A61M 27/00;
A61M 25/0043; A61M 25/0067; A61M
25/0097; A61F 2/958
See application file for complete search history.

(56) **References Cited**

U.S. PATENT DOCUMENTS

- D407,480 S * 3/1999 Leiter D23/388
- 5,976,155 A * 11/1999 Foreman A61F 2/958
606/194

- 6,527,800 B1 * 3/2003 McGuckin, Jr.
A61B 17/12109
623/1.19
- 6,666,880 B1 * 12/2003 Chiu A61F 2/958
606/194
- 6,699,275 B1 * 3/2004 Knudson A61F 2/91
604/27
- 8,309,023 B2 * 11/2012 Ramzipoor A61F 2/958
422/28
- 8,333,734 B2 * 12/2012 Zohmann A61B 17/3401
604/164.01
- 9,452,047 B2 * 9/2016 Duffy A61F 2/2436
- D774,197 S * 12/2016 Shook D24/186
- 9,901,470 B2 * 2/2018 Daly A61F 2/958
- 10,137,015 B2 * 11/2018 Holzer A61F 2/90
- D843,608 S * 3/2019 Schneider D25/152
- 10,238,513 B2 * 3/2019 Ta A61F 2/89

* cited by examiner

Primary Examiner — David G Muller
(74) *Attorney, Agent, or Firm* — Perkins Coie LLP

(57) **CLAIM**

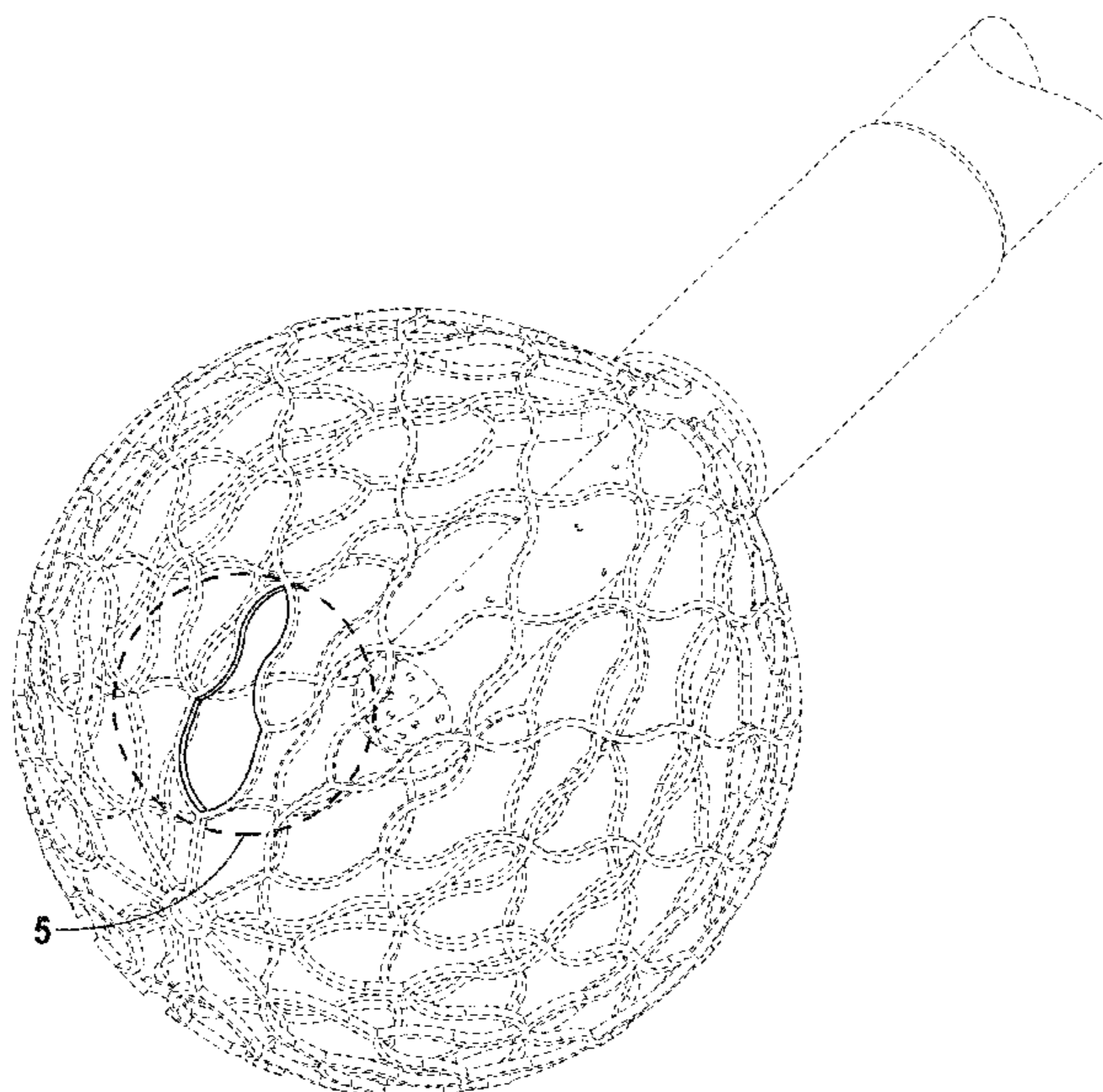
The ornamental design for a catheter tip with openings, as shown and described.

DESCRIPTION

FIG. 1 is a perspective view of a catheter tip with openings. FIG. 2 is a front view of the catheter tip of FIG. 1. FIG. 3 is a rear view of the catheter tip of FIG. 1. FIG. 4 is a side view of the catheter tip of FIG. 1; and, FIG. 5 is an enlarged, fragmentary perspective view of the catheter tip showing an opening, along the area of detail in FIG. 1.

The broken lines showing portions of the catheter handle are for illustrative purposes only and form no part of the claimed design.

1 Claim, 5 Drawing Sheets



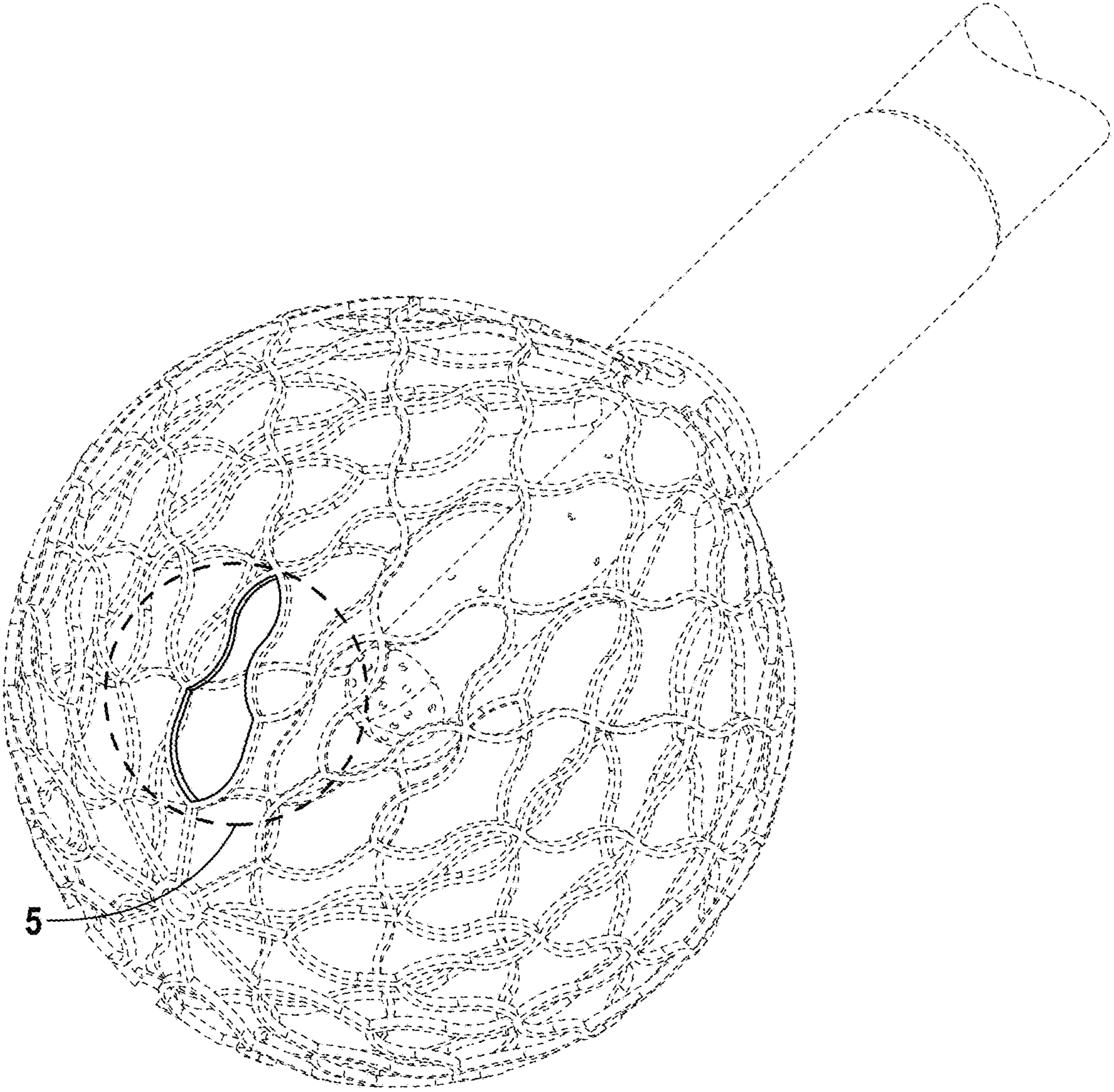


FIG. 1




FIG. 2




FIG. 3

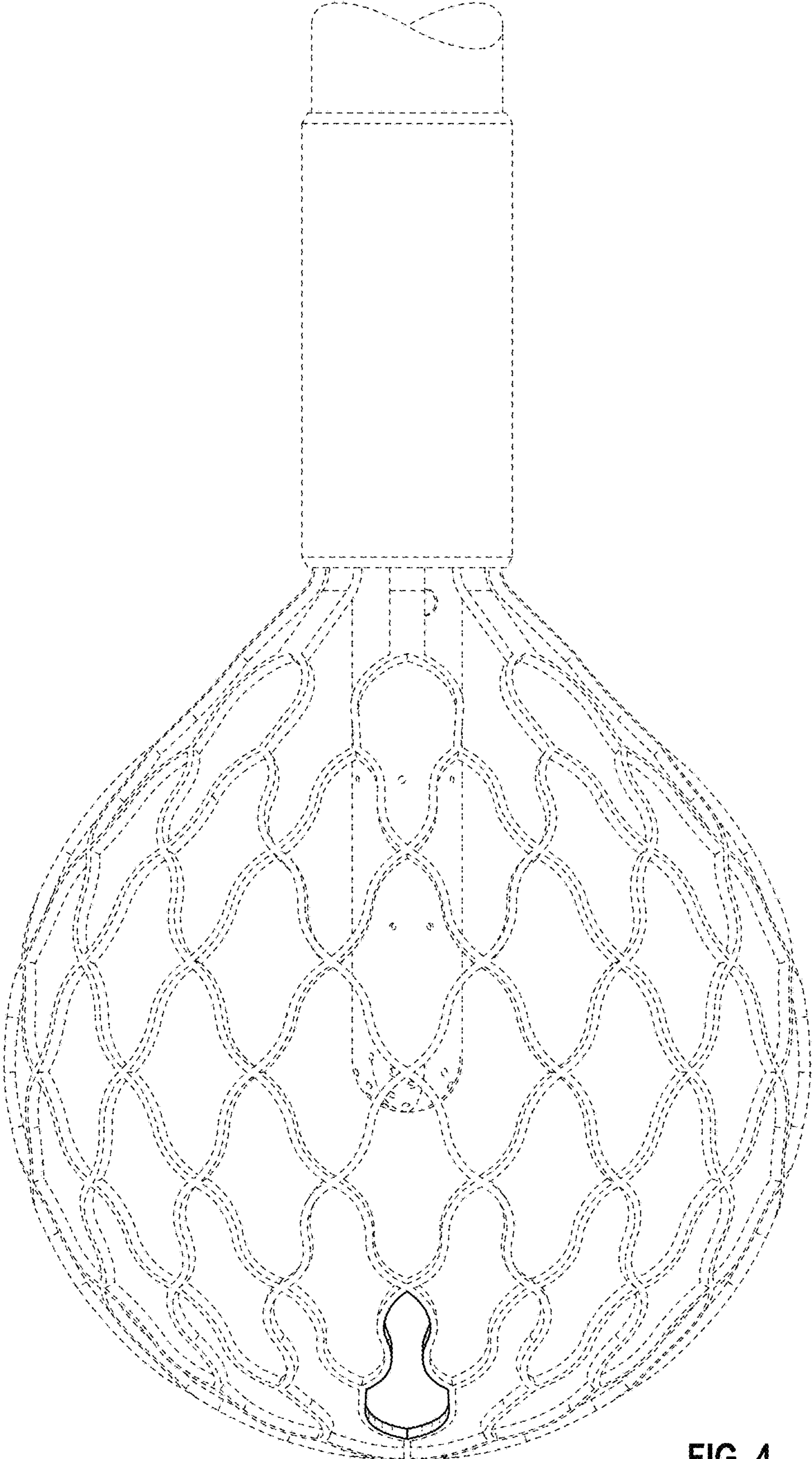


FIG. 4

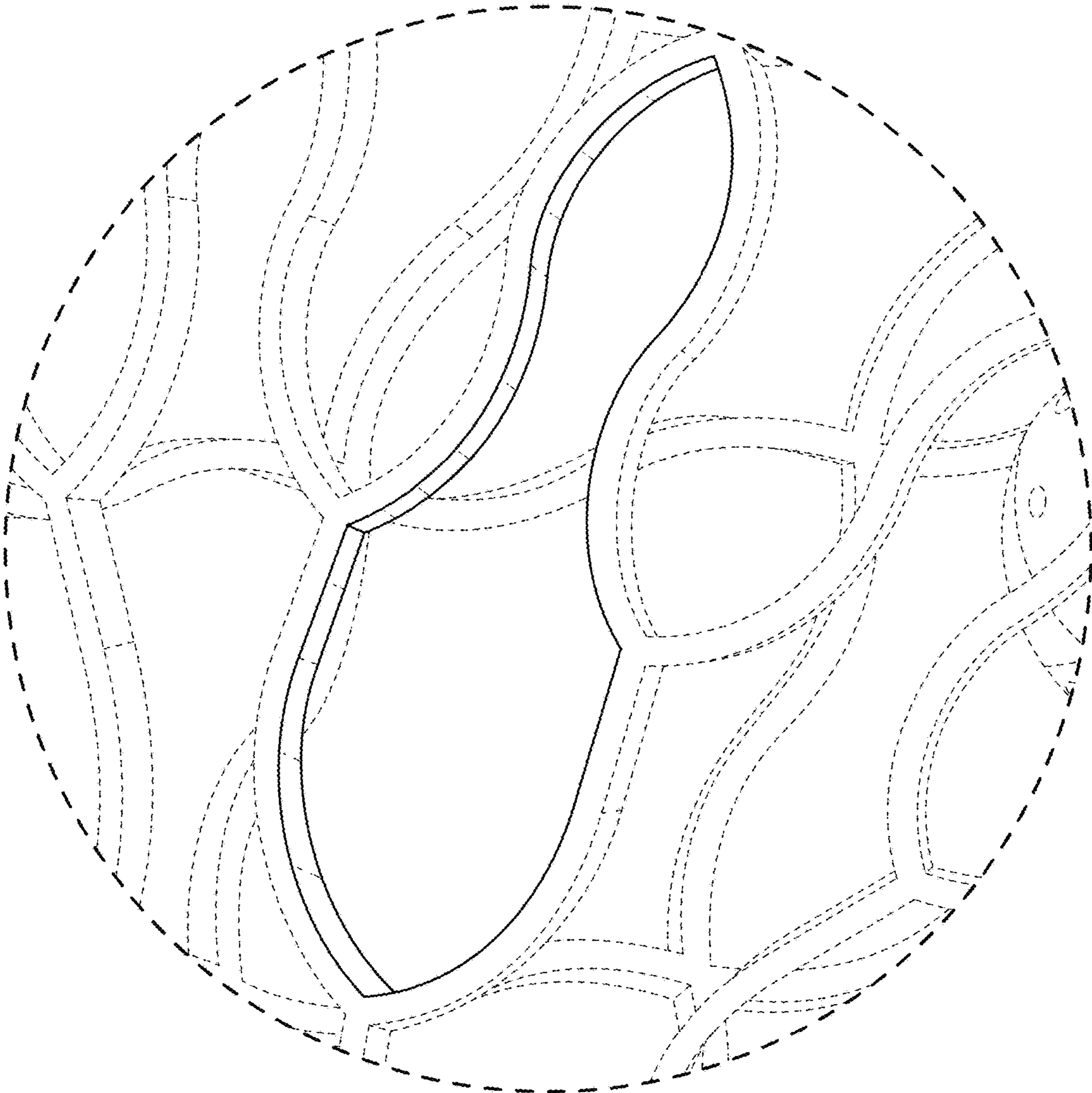


FIG. 5