

US00D864381S

(12) **United States Design Patent**
Miles

(10) **Patent No.:** **US D864,381 S**

(45) **Date of Patent:** **** Oct. 22, 2019**

(54) **LIPOSUCTION CANNULA**

(71) Applicant: **Gregory M. Miles**, Carlsbad, CA (US)

(72) Inventor: **Gregory M. Miles**, Carlsbad, CA (US)

(73) Assignee: **Gregory M. Miles**, Carlsbad, CA (US)

(**) Term: **15 Years**

(21) Appl. No.: **29/639,004**

(22) Filed: **Mar. 2, 2018**

(51) **LOC (12) Cl.** **24-02**

(52) **U.S. Cl.**
USPC **D24/112**

(58) **Field of Classification Search**
USPC D24/112–114, 108, 133, 130, 127, 186;
606/181, 185; 604/264, 272, 187, 181,
604/184, 227
CPC A61M 5/178; A61M 3/00; A61M 5/20;
A61M 5/31; A61M 5/3146; A61M
5/3129; A61M 5/3148; A61M 5/315
See application file for complete search history.

(56) **References Cited**

U.S. PATENT DOCUMENTS

3,086,524	A *	4/1963	Laws	A61M 3/00 128/200.23
4,526,490	A *	7/1985	Welsh	B65D 1/32 222/215
4,752,291	A *	6/1988	Magrath	A61M 3/00 604/240
4,781,699	A *	11/1988	Suzuki	A61B 10/0041 604/218
D413,976	S *	9/1999	Dinkler	D24/127

6,280,434	B1 *	8/2001	Kinoshita	A61M 25/0041 600/435
D449,380	S *	10/2001	Fuhr	D24/133
6,508,789	B1 *	1/2003	Sinnott	A61M 25/0097 604/164.01
6,547,766	B1 *	4/2003	Fitz	A61M 25/0023 604/264
8,007,477	B2 *	8/2011	Johnson	A61B 17/34 604/264
D739,005	S *	9/2015	Matsumura	D24/108
D816,831	S *	5/2018	Sacchetti	D24/127
D831,199	S *	10/2018	Holton	D24/127

* cited by examiner

Primary Examiner — David G Muller

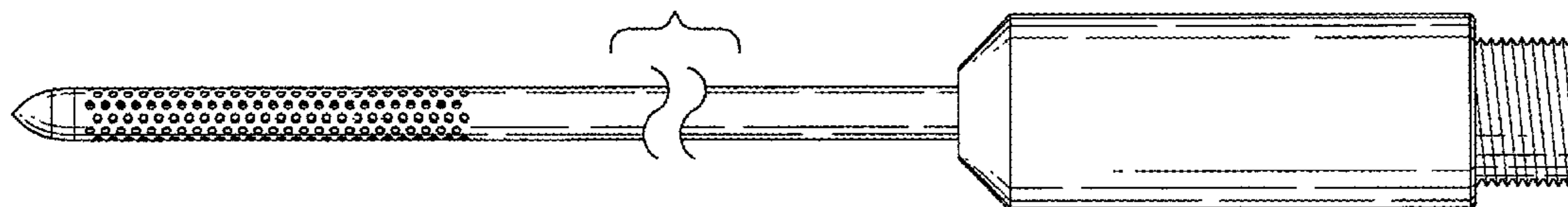
(57) **CLAIM**

The ornamental design for a liposuction cannula, as shown and described.

DESCRIPTION

FIG. 1 is a side perspective view of a liposuction cannula showing my new design;
FIG. 2 is a right side elevation view thereof. Left side elevation being the same view;
FIG. 3 is a top plan view thereof. Bottom view being the same view;
FIG. 4 is front elevation view thereof, and;
FIG. 5 is a rear elevation view.
The cannula is shown with a symbolic break in its length. The appearance of any portion of the article between the break lines forms no part of the claimed design.

1 Claim, 2 Drawing Sheets



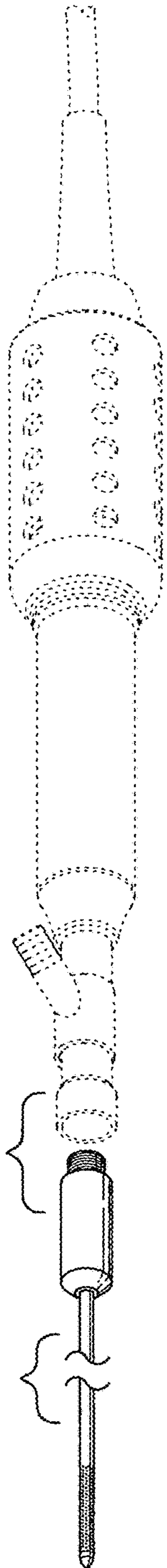


FIG. 1

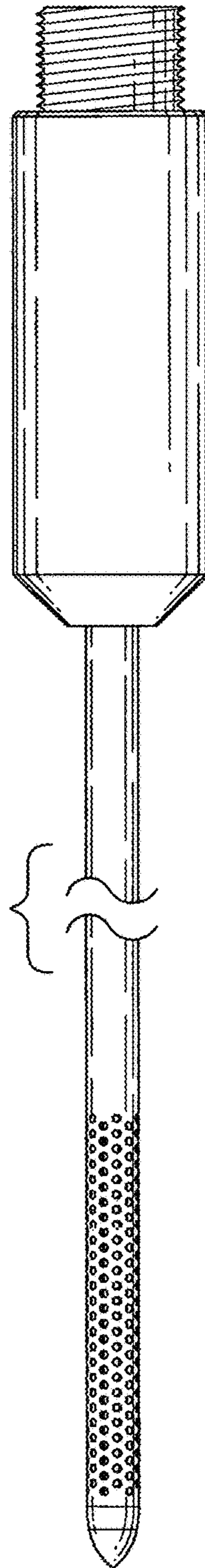


FIG. 2

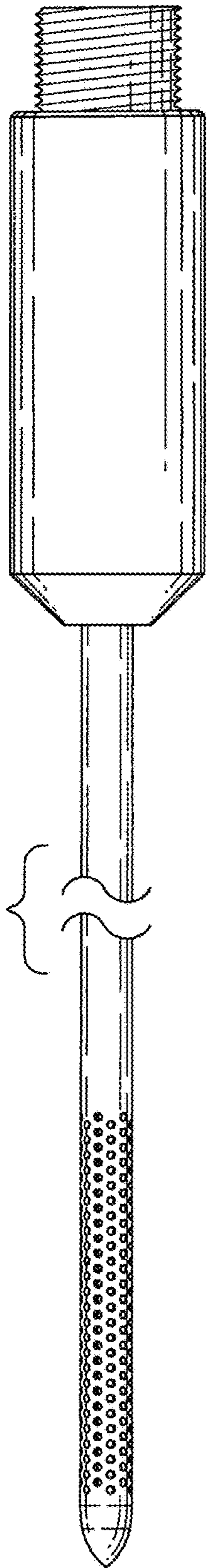


FIG. 3

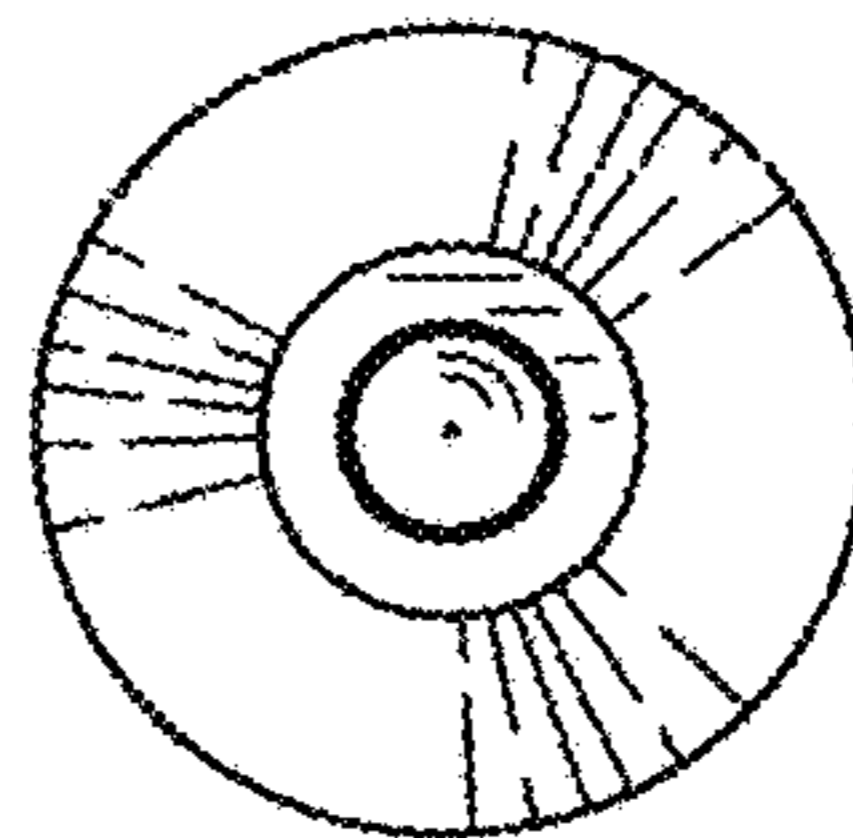


FIG. 4

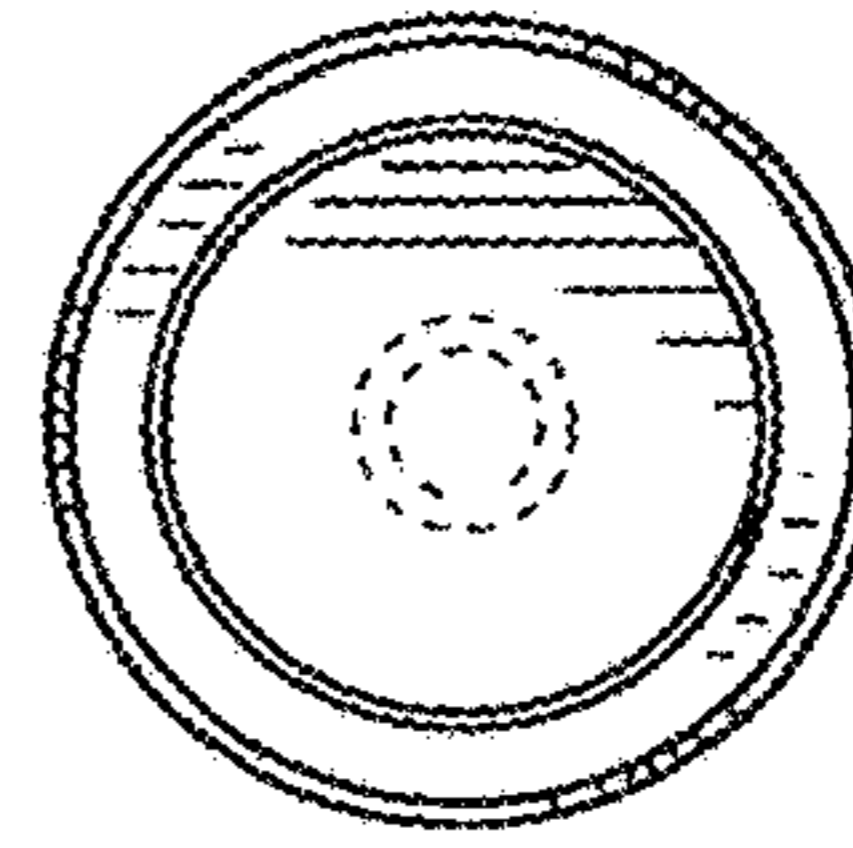


FIG. 5