

US00D864380S

(12) **United States Design Patent**  
**Partsch, IV**

(10) **Patent No.:** **US D864,380 S**

(45) **Date of Patent:** **\*\* Oct. 22, 2019**

(54) **DOUCHE/ENEMA TIP ADAPTABLE FOR A WATER BOTTLE**

(71) Applicant: **George J. Partsch, IV**, Norco, CA (US)

(72) Inventor: **George J. Partsch, IV**, Norco, CA (US)

(\*\*) Term: **15 Years**

(21) Appl. No.: **29/632,858**

(22) Filed: **Jan. 10, 2018**

(51) **LOC (12) Cl.** ..... **24-02**

(52) **U.S. Cl.**  
USPC ..... **D24/112**

(58) **Field of Classification Search**  
USPC ..... D24/112-115, 118, 194, 196, 108, 133, D24/130, 127, 186; 606/181, 185; 604/264, 272, 187, 181, 184, 227  
CPC ..... A61M 3/02; A61M 3/0262; A61M 5/178; A61M 3/00; A61M 5/20; A61M 5/31; A61M 5/3146; A61M 5/3129; A61M 5/3148; A61M 5/315  
See application file for complete search history.

(56) **References Cited**

U.S. PATENT DOCUMENTS

2,857,914	A *	10/1958	Carliner	.....	A61M 3/00	604/200
2,888,929	A *	6/1959	Bray	.....	A61J 17/001	606/236
3,144,866	A *	8/1964	Ellis	.....	A61M 3/0262	122/406.4
D250,546	S *	12/1978	Pick	.....	D24/115	
4,200,097	A *	4/1980	Hobbs, Jr.	.....	A61M 3/0262	604/213

4,336,801	A *	6/1982	Sentell	.....	A61B 1/32	604/278
D372,089	S *	7/1996	Sheu	.....	604/121	
5,531,703	A *	7/1996	Skwarek	.....	A61M 5/3129	604/187
D387,868	S *	12/1997	Wilburn	.....	D24/194	
6,190,366	B1 *	2/2001	Tani	.....	A61H 35/00	222/211
D575,405	S *	8/2008	Spalding	.....	D24/194	
D610,691	S *	2/2010	Benedetto	.....	D24/194	
D712,535	S *	9/2014	Du	.....	D24/108	

\* cited by examiner

*Primary Examiner* — David G Muller

(74) *Attorney, Agent, or Firm* — WPAT, P.C., Intellectual Property Attorneys; Anthony King

(57) **CLAIM**

The ornamental design for a douche/enema tip adaptable for a water bottle, as shown and described.

**DESCRIPTION**

FIG. 1 is a perspective view of the douche/enema tip adaptable for a water bottle;

FIG. 2 is a front view of the douche/enema tip adaptable for a water bottle of FIG. 1, the back side being a mirror image thereof;

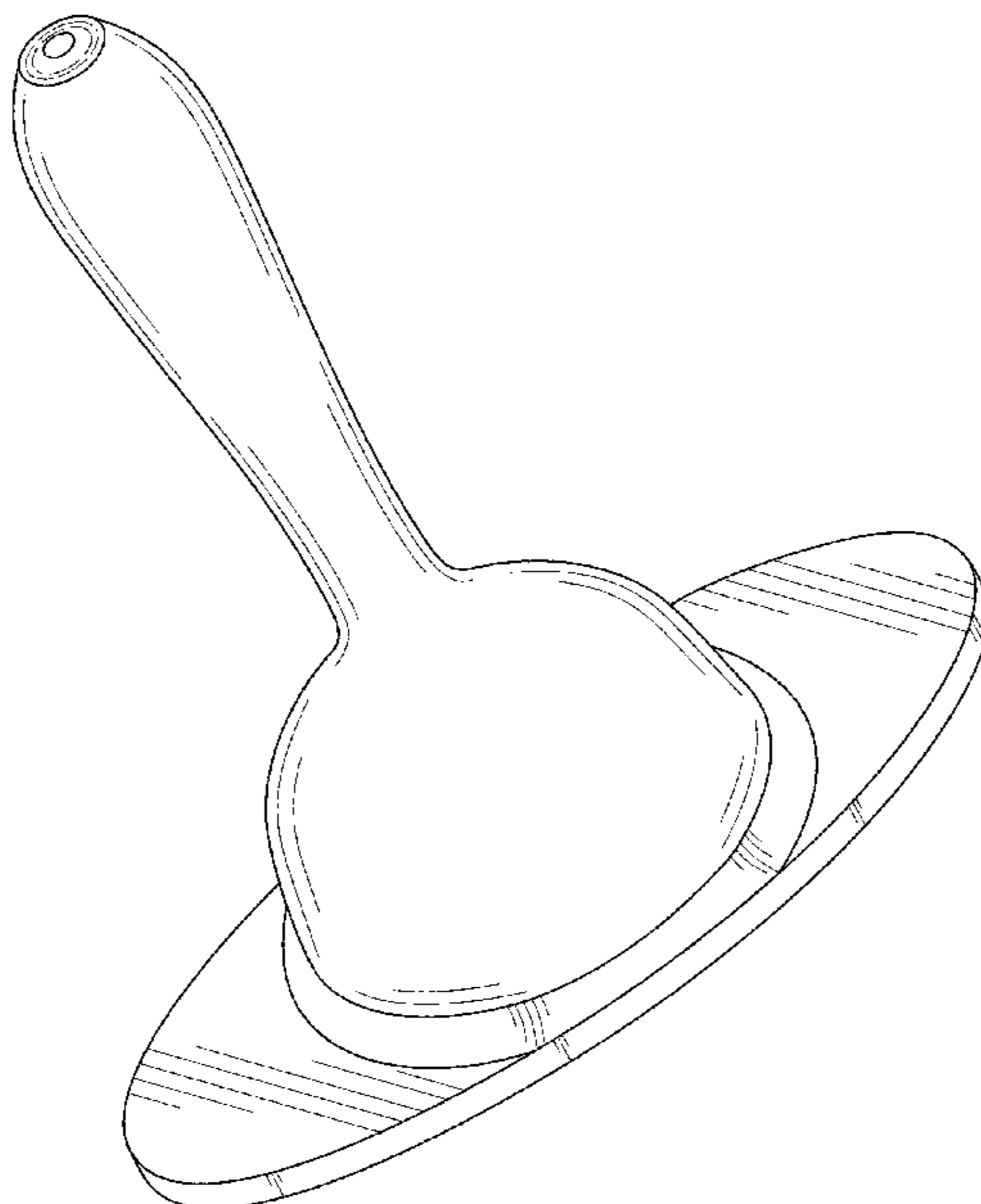
FIG. 3 is a left side view of the douche/enema tip adaptable for a water bottle of FIG. 1; the right side being a mirror image thereof;

FIG. 4 is a top view of the douche/enema tip adaptable for a water bottle of FIG. 1; and,

FIG. 5 is a bottom view of the douche/enema tip adaptable for a water bottle of FIG. 1.

The broken line showing of parts of the drawings is included for the purpose of illustrating use and environment and forms no part of the claimed design.

**1 Claim, 4 Drawing Sheets**






FIG. 1

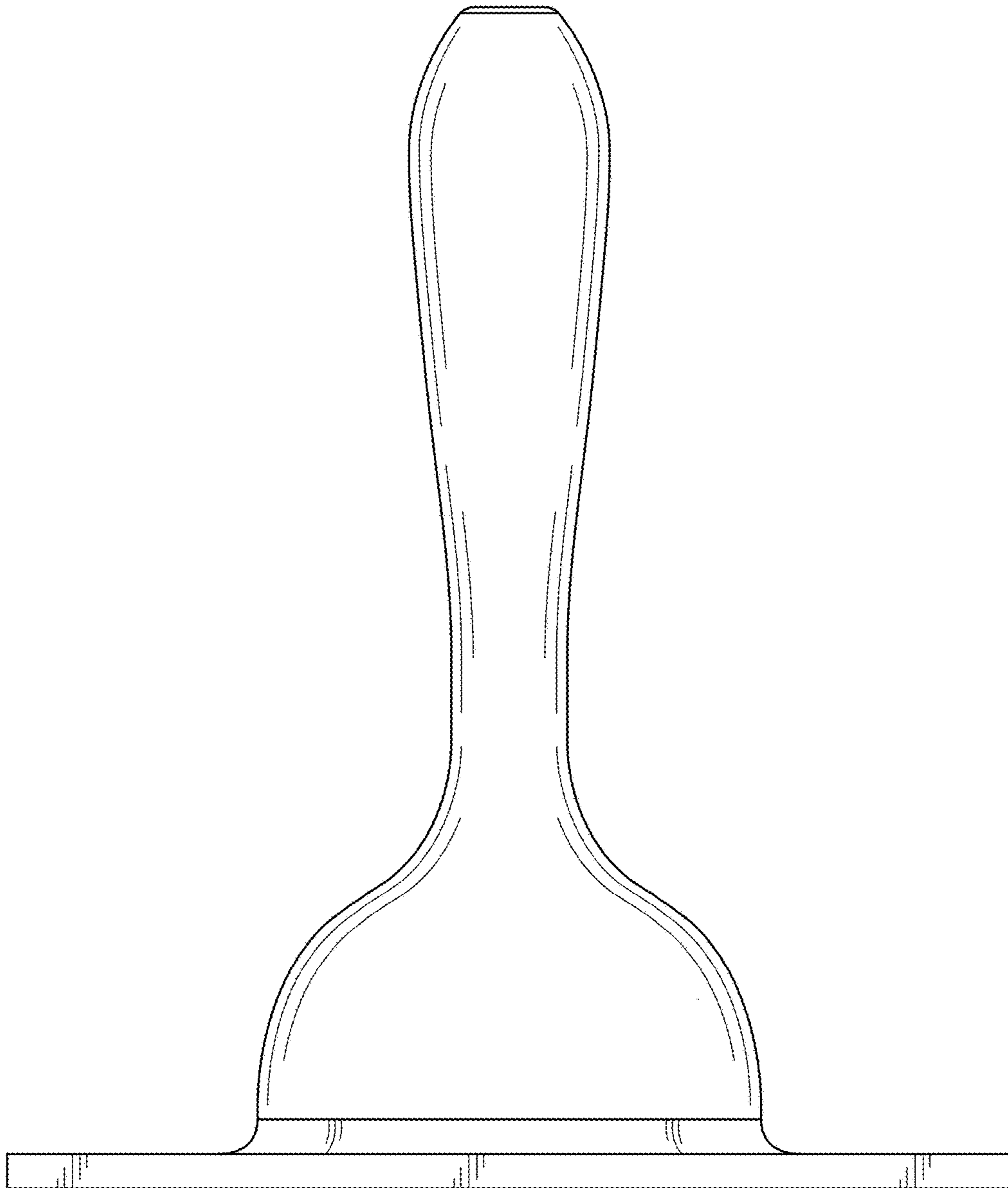


FIG. 2

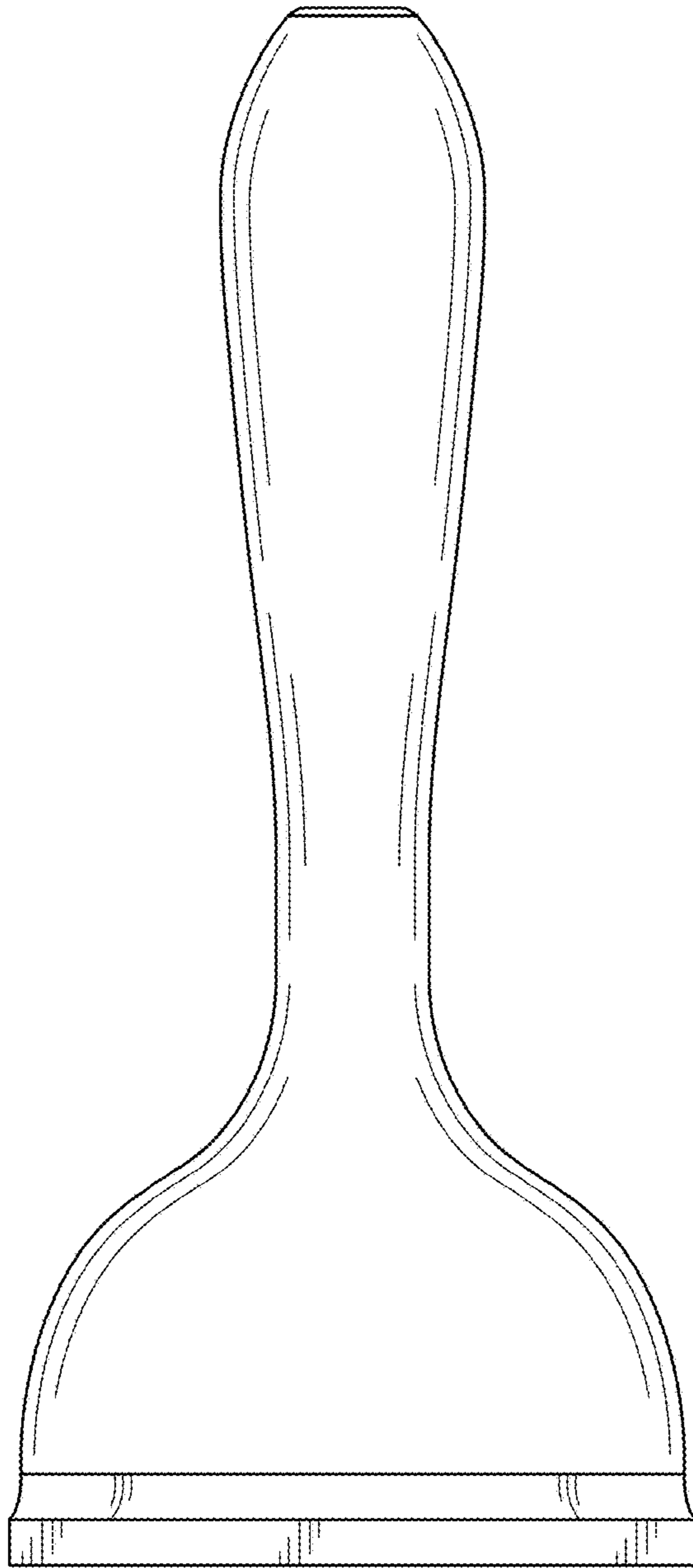


FIG. 3

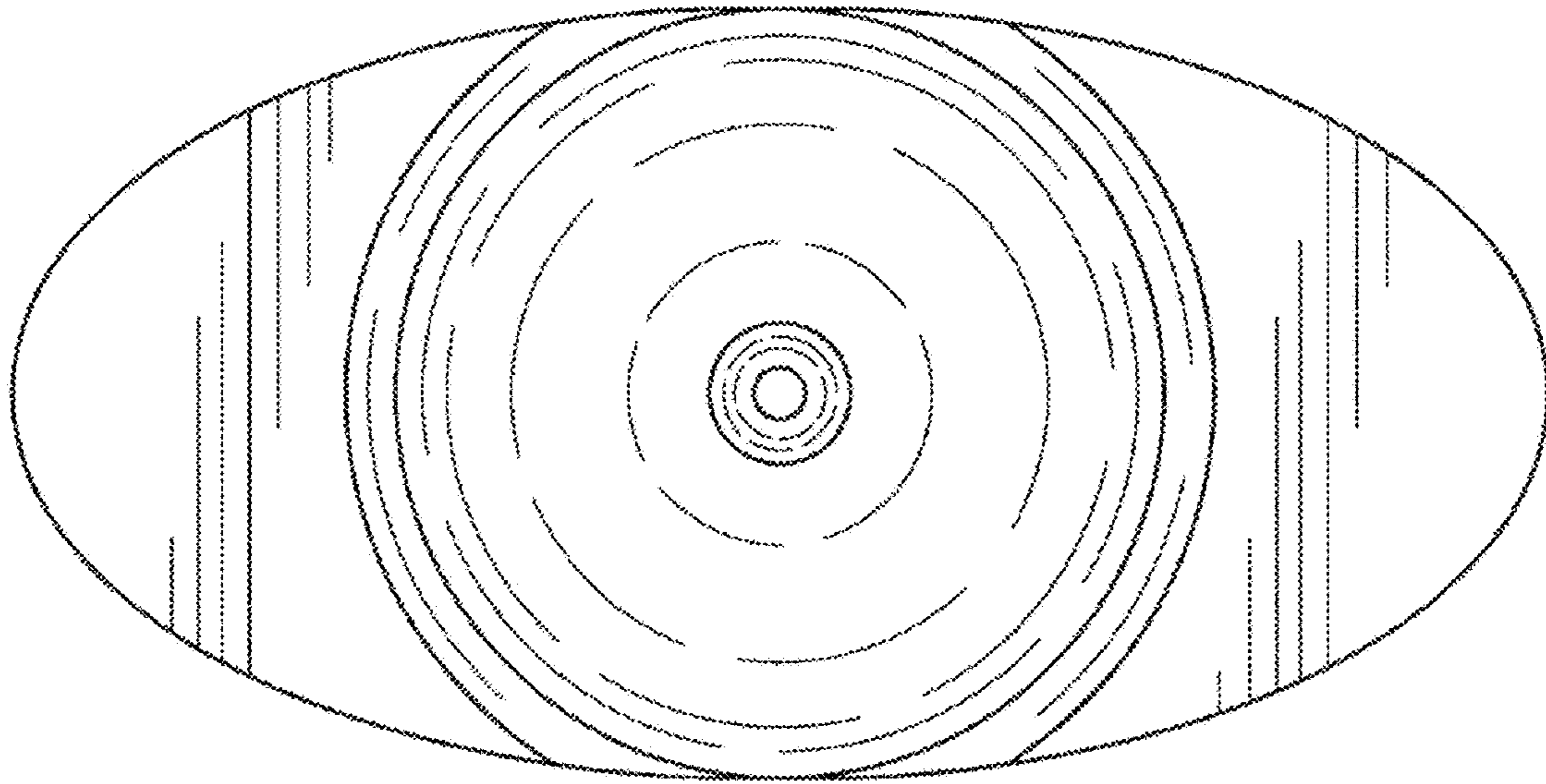


Fig. 4

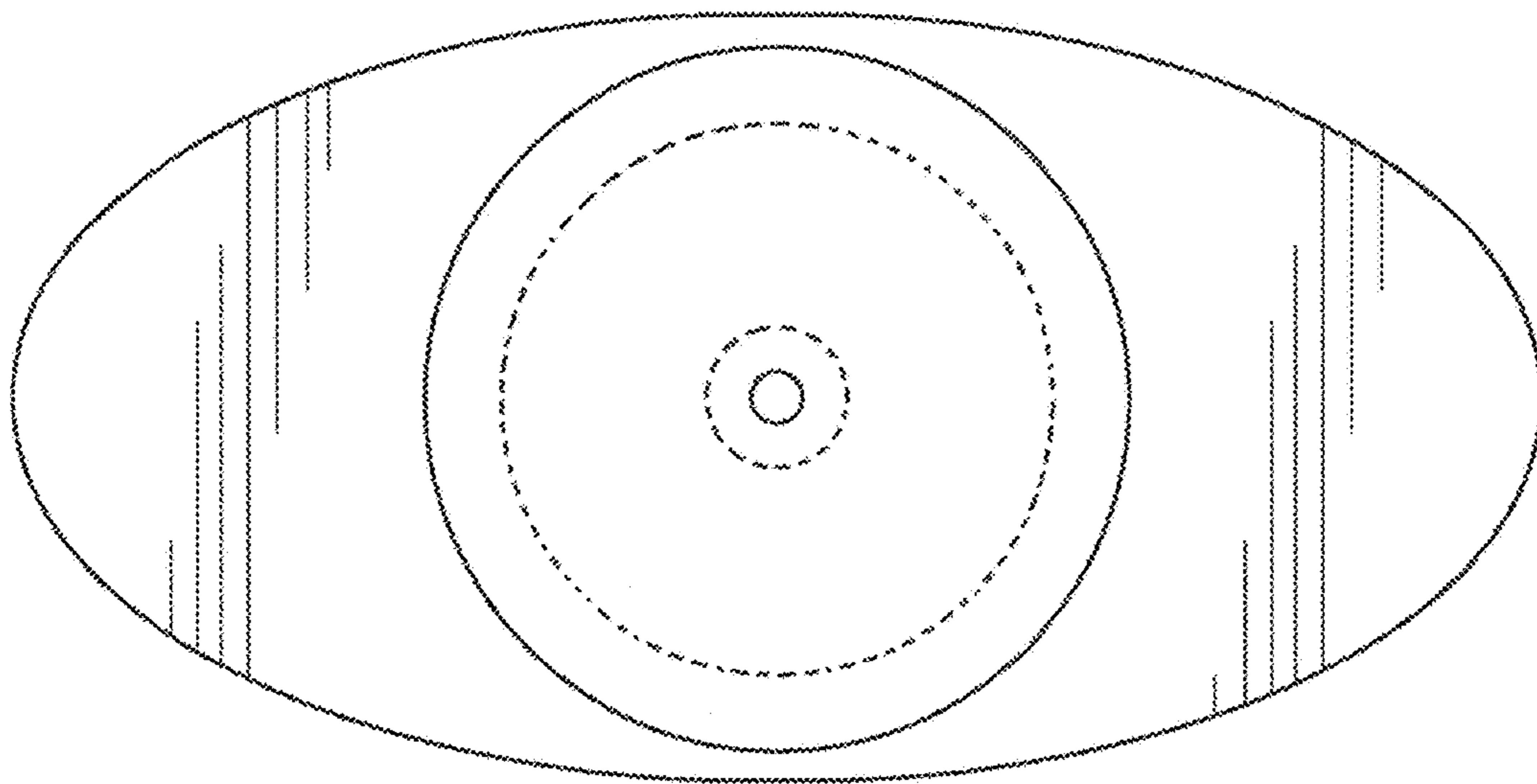


Fig. 5