



US00D864328S

(12) **United States Design Patent** (10) **Patent No.:** **US D864,328 S**
Becktor (45) **Date of Patent:** **** Oct. 22, 2019**

(54) **GOLF CLUB HEAD**
(71) Applicant: **DUNLOP SPORTS CO. LTD.**,
Kobe-shi, Hyogo (JP)
(72) Inventor: **Mika Becktor**, New York, NY (US)
(73) Assignee: **SUMITOMO RUBBER**
INDUSTRIES, LTD., Kobe (JP)
(**) Term: **15 Years**
(21) Appl. No.: **29/607,007**
(22) Filed: **Jun. 9, 2017**
(51) **LOC (12) Cl.** **21-02**
(52) **U.S. Cl.**
USPC **D21/759**
(58) **Field of Classification Search**
USPC D21/747-751, 759
CPC A63B 53/00; A63B 53/02; A63B 53/04;
A63B 53/047; A63B 53/0475; A63B
2053/0479; A63B 2053/0483; A63B
2053/0445; A63B 60/00; A63B 60/46
See application file for complete search history.

8,657,700 B2 * 2/2014 Nicolette A63B 53/047
473/291
D704,290 S * 5/2014 Cardani D21/759
D704,784 S * 5/2014 Vrska D21/759
D753,249 S * 4/2016 Song D21/749
D762,794 S * 8/2016 Wieland D21/759
D767,066 S * 9/2016 Asazuma D21/759
D776,772 S * 1/2017 Foster D21/759
D777,853 S * 1/2017 Wang D21/747
D798,404 S * 9/2017 Asatsuma D21/759
D803,962 S * 11/2017 Tang D21/759
D817,421 S * 5/2018 Tang D21/759
D823,957 S * 7/2018 Becktor D21/747
D823,963 S * 7/2018 Seagram D21/759
D834,664 S * 11/2018 Kim D21/759
2011/0111883 A1 * 5/2011 Cackett A63B 53/047
473/331
2011/0165963 A1 * 7/2011 Cackett A63B 53/0466
473/331

* cited by examiner

Primary Examiner — Mitchell I. Siegel
(74) *Attorney, Agent, or Firm* — Oliff PLC

(57) **CLAIM**

The ornamental design for a golf club head, as shown and described.

(56) **References Cited**

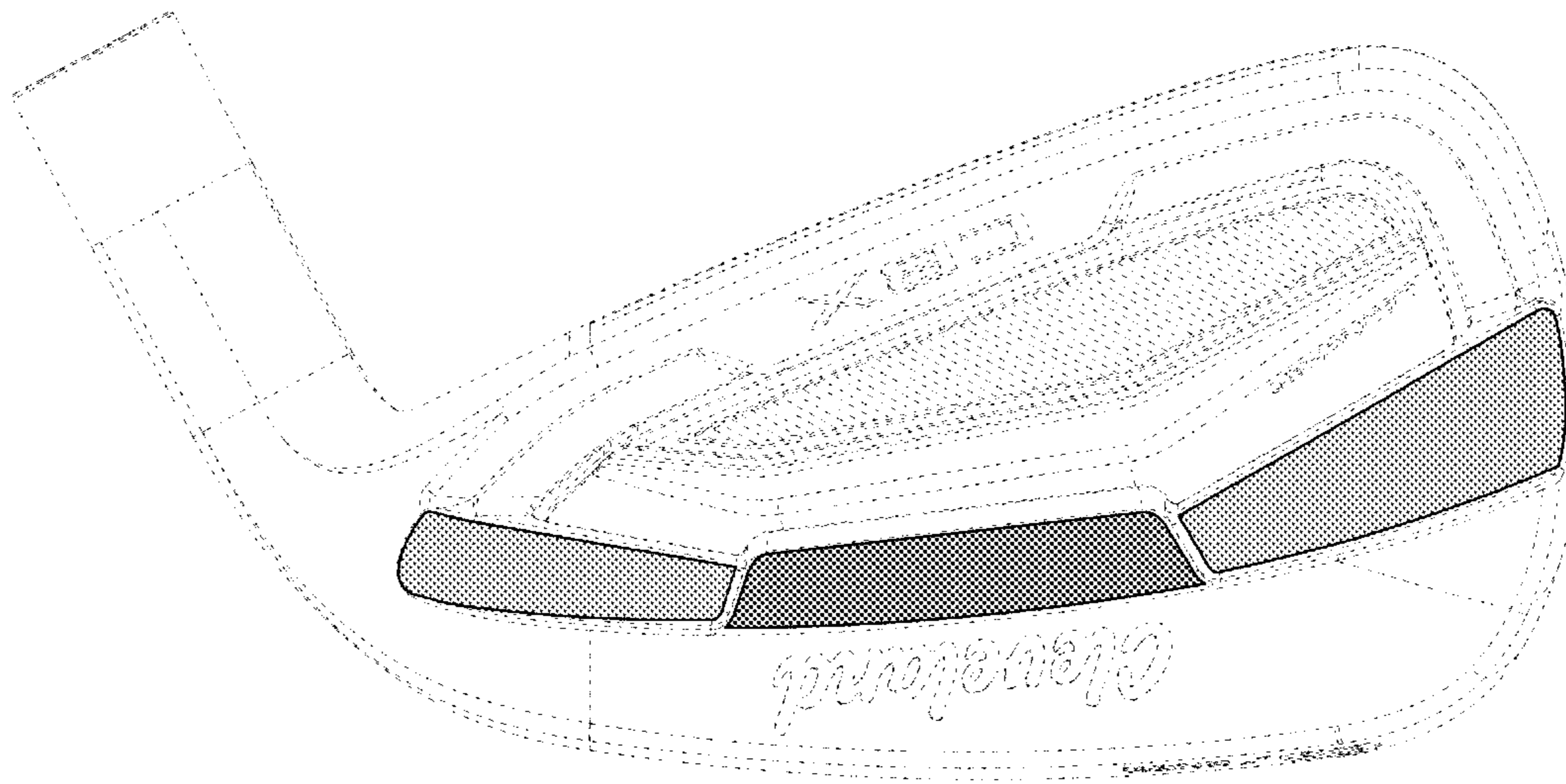
U.S. PATENT DOCUMENTS

D466,961 S * 12/2002 Nagai D21/759
D516,649 S * 3/2006 Imamoto D21/747
D518,538 S * 4/2006 Ines D21/747
D577,087 S * 9/2008 Roach D21/749
D584,370 S * 1/2009 Cleveland D21/747
D591,373 S * 4/2009 Foster D21/747
D619,667 S * 7/2010 Cleveland D21/747
D622,796 S * 8/2010 Kadoya D21/759
D652,093 S * 1/2012 Foster D21/747
8,105,180 B1 * 1/2012 Cackett A63B 53/047
473/330
D654,547 S * 2/2012 Jertson D21/747
D690,379 S * 9/2013 Cleveland D21/747

DESCRIPTION

FIG. 1 is a bottom, heel-side, rear perspective view of the golf club head;
FIG. 2 is a rear elevational view thereof;
FIG. 3 is a toe-side elevational view thereof; and,
FIG. 4 is a heel-side elevational view thereof.
The broken lines depict unclaimed parts of the golf club head, and thus form no part of the claimed design. The contrast in shading represents a contrast in appearance only and does not represent any particular color, material, texture or finish.

1 Claim, 3 Drawing Sheets



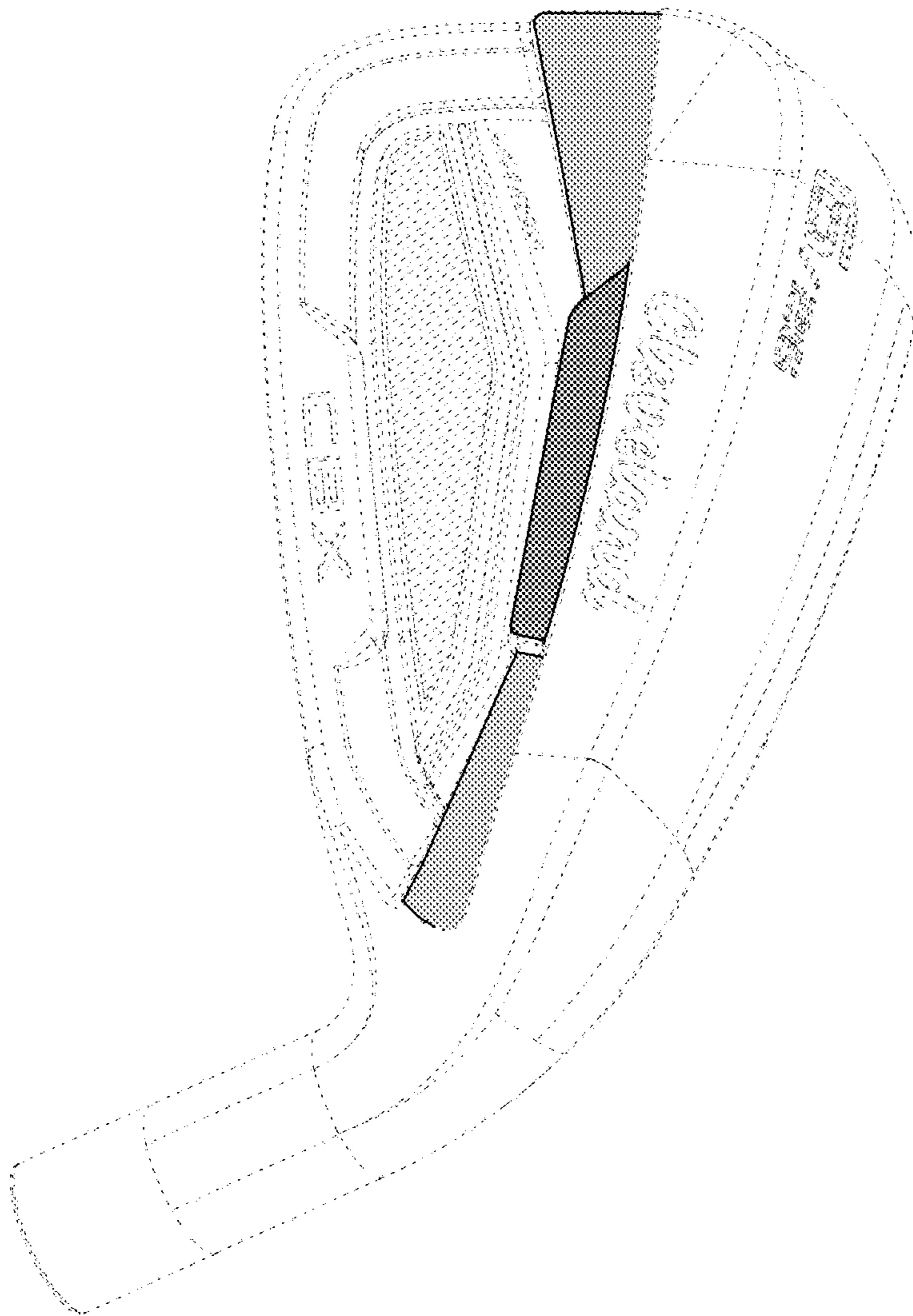


FIG. 1

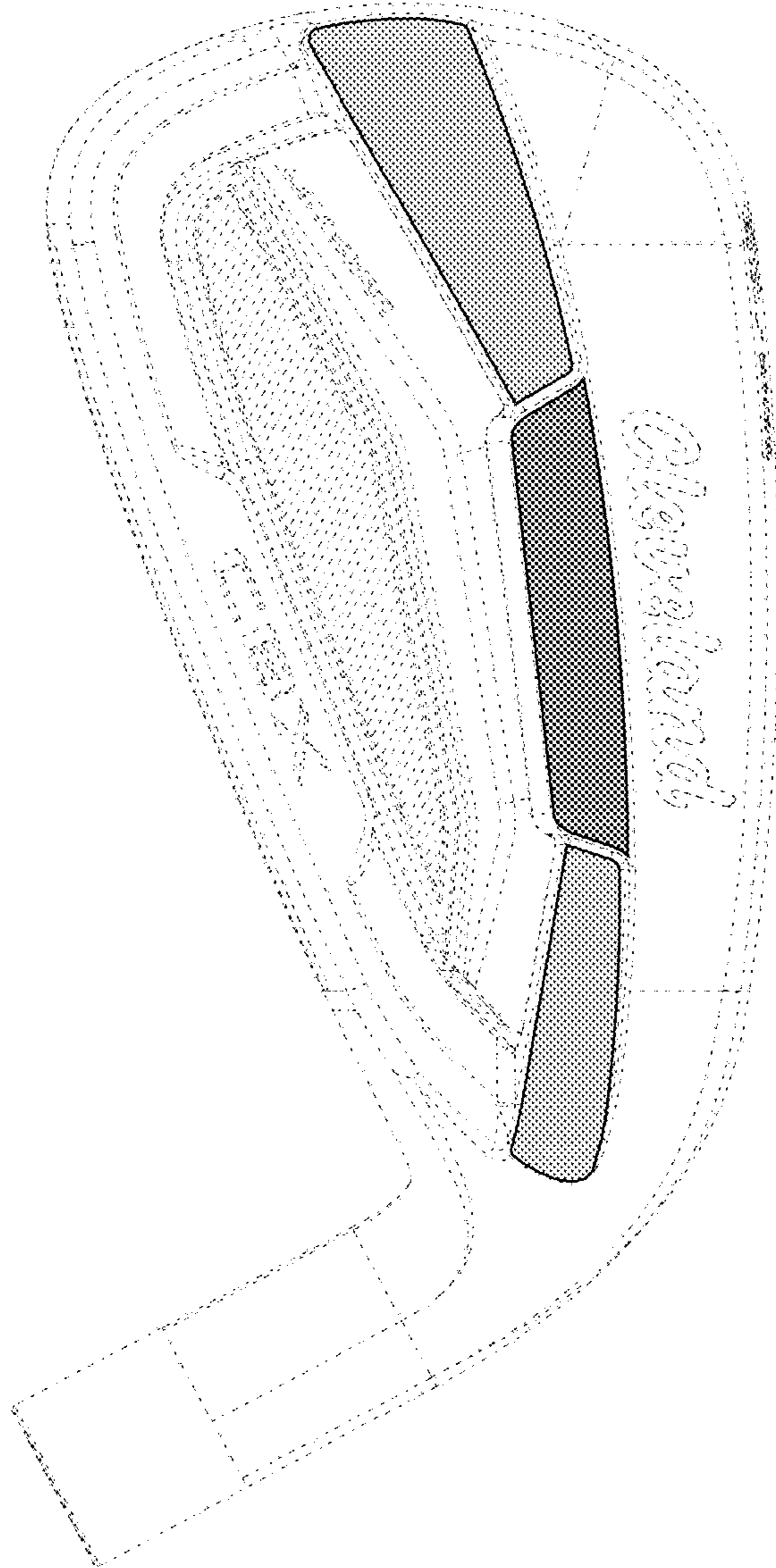


FIG. 2

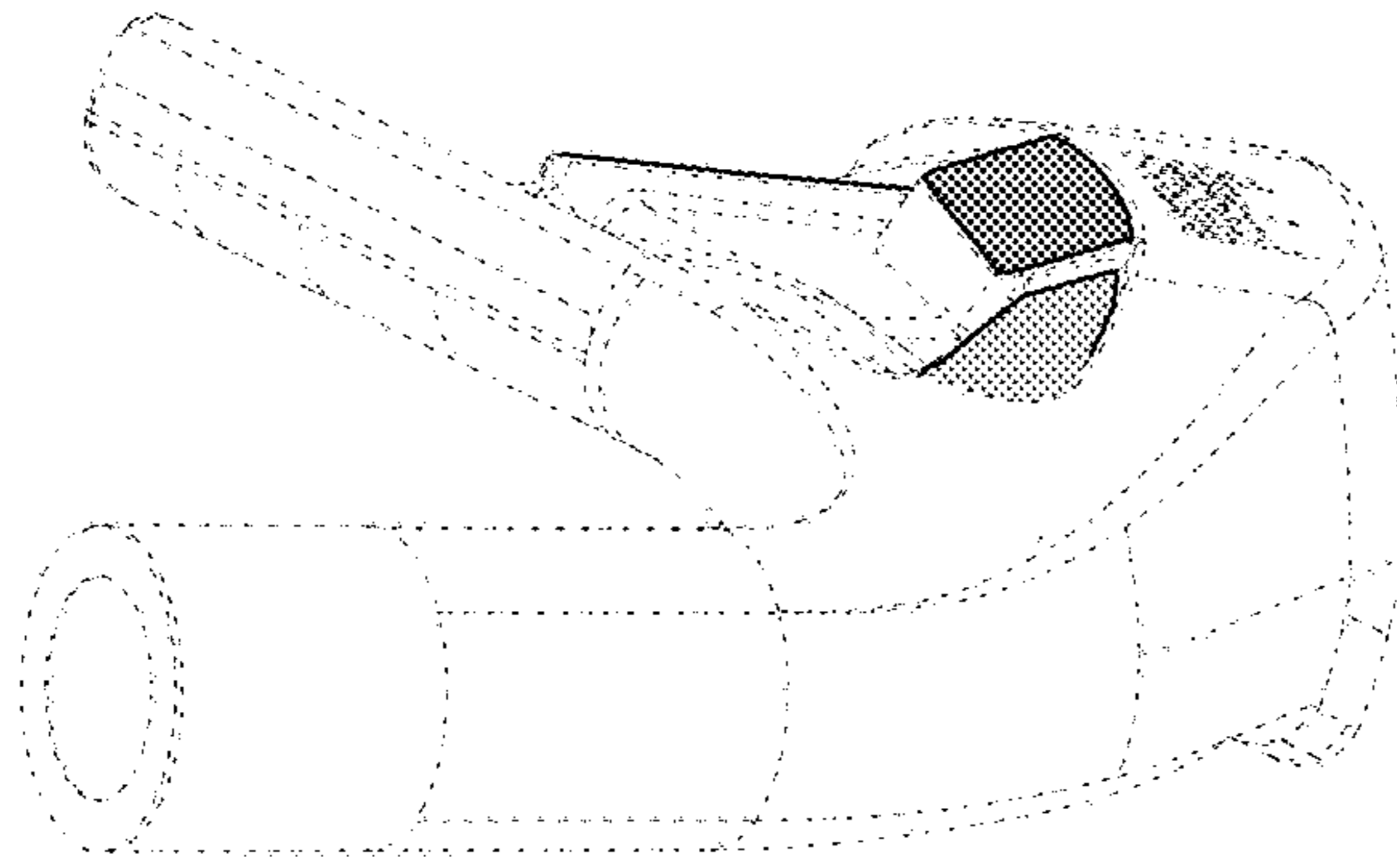


FIG. 4

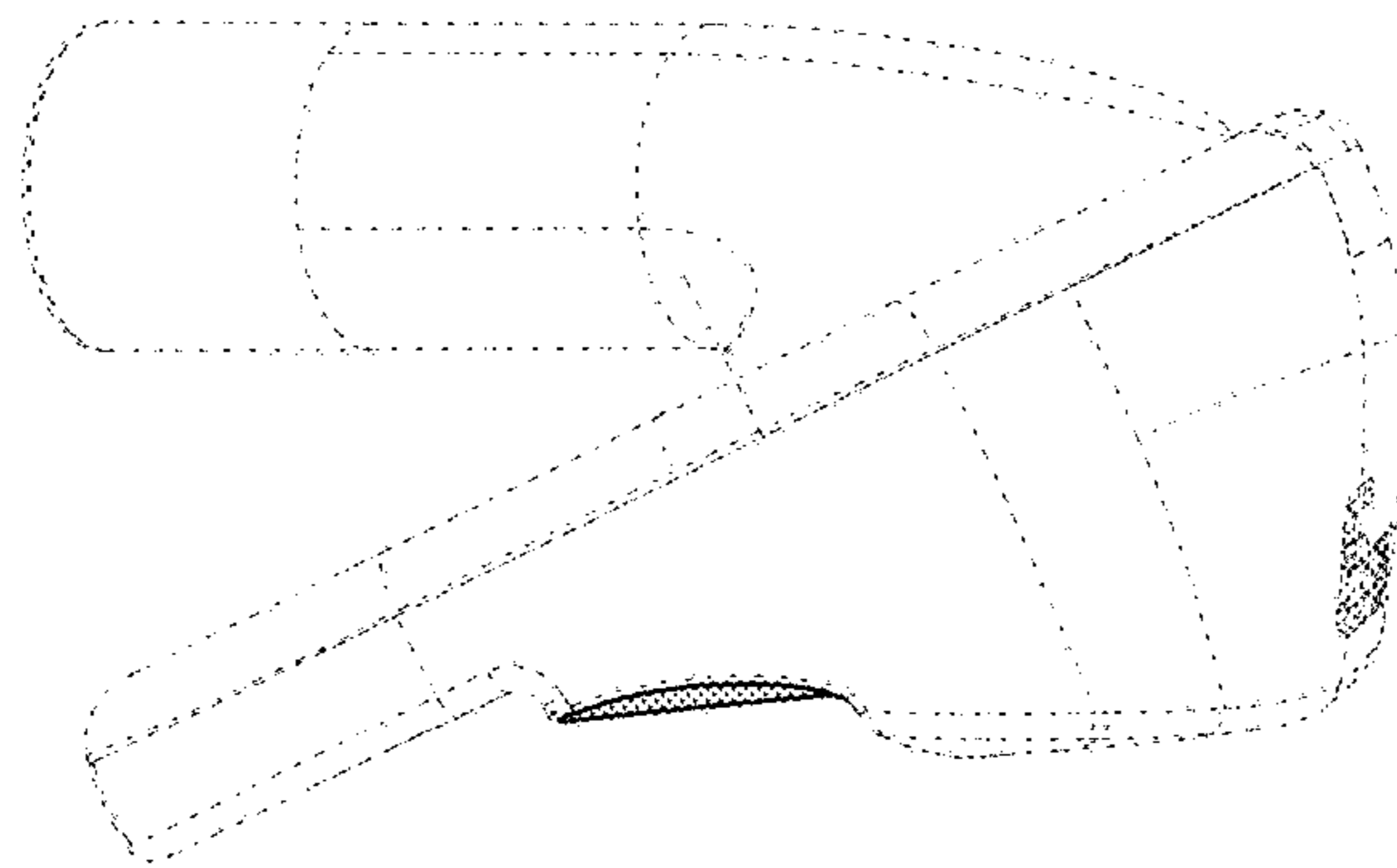


FIG. 3