



US00D864327S

(12) **United States Design Patent**
Layton

(10) **Patent No.:** **US D864,327 S**

(45) **Date of Patent:** **** *Oct. 22, 2019**

- (54) **COLOR CODED GRIP GUIDE**
- (71) Applicant: **Michael C Layton**, Santa Monica, CA (US)
- (72) Inventor: **Michael Christopher Layton**, Santa Monica, CA (US)
- (*) Notice: This patent is subject to a terminal disclaimer.
- (**) Term: **15 Years**
- (21) Appl. No.: **29/579,650**
- (22) Filed: **Sep. 30, 2016**
- (51) **LOC (12) Cl.** **21-02**
- (52) **U.S. Cl.**
USPC **D21/756**
- (58) **Field of Classification Search**
USPC D21/729-732, 756-758
CPC A63B 60/06-60/34; A63B 60/00; A63B 60/46; A63B 59/20; A63B 59/40; A63B 59/60-59/80; A63B 49/00-49/14; A63B 53/00-53/14

See application file for complete search history.

(56) **References Cited**

U.S. PATENT DOCUMENTS

1,687,170	A *	10/1928	Mattern	A63B 53/14 473/301
1,781,290	A *	11/1930	Margrave	A63B 53/14 473/301
1,940,104	A *	12/1933	Russell	A63B 53/14 473/301
3,140,873	A *	7/1964	Goodwin	A63B 53/14 473/302
4,015,851	A *	4/1977	Pennell	A63B 49/08 473/301
5,624,116	A *	4/1997	Yeh	A63B 49/08 473/302

5,645,501	A *	7/1997	Huang	A63B 49/08 473/302
5,730,669	A *	3/1998	Huang	A63B 49/08 473/302
5,772,524	A *	6/1998	Huang	A63B 49/08 473/300
5,890,972	A *	4/1999	Huang	A63B 49/08 473/302
6,503,153	B2 *	1/2003	Wang	A63B 49/08 473/302
6,558,270	B2 *	5/2003	Kwitek	A63B 53/14 280/821
7,137,904	B2 *	11/2006	Huang	A63B 49/08 473/301
D561,282	S *	2/2008	Rollinson	D21/756
7,344,448	B2 *	3/2008	Huang	A63B 49/08 473/301
7,438,646	B2 *	10/2008	Huang	A63B 49/08 473/301

(Continued)

Primary Examiner — Mitchell I. Siegel

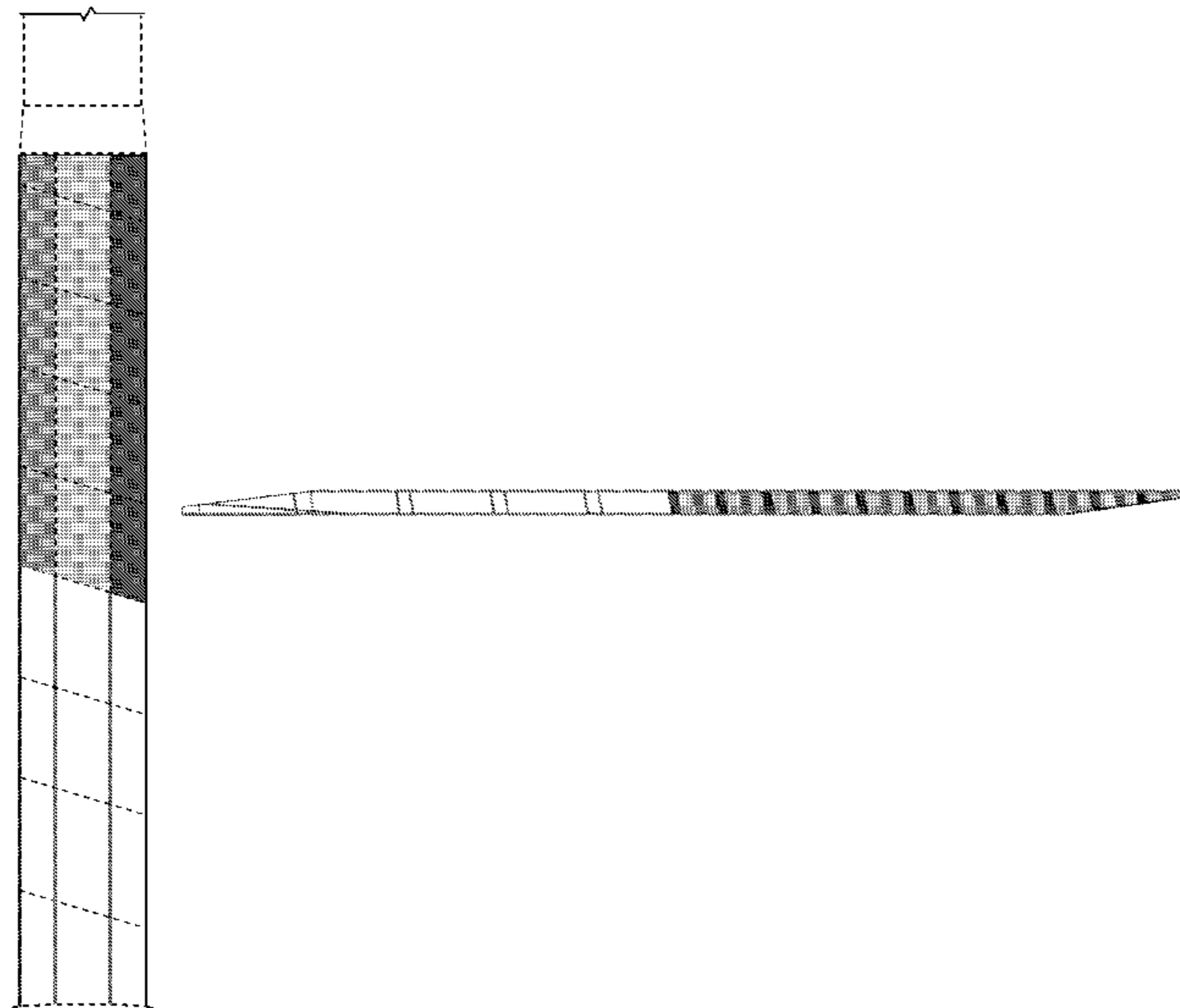
(57) **CLAIM**

The ornamental design for a color coded grip guide, as shown and described.

DESCRIPTION

FIG. 1 is a front elevational view of the color coded grip guide shown on an unclaimed equipment handle; FIG. 2 is a right side elevational view thereof; FIG. 3 is a rear elevational view thereof; FIG. 4 is a left side elevational view thereof; FIG. 5 is the left side elevational view thereof shown with an unclaimed hand; and, FIG. 6 is a plan view of the unwrapped color grip guide. The broken line showing is included for the purpose of illustrating and forms no part of the claimed design. The claimed design has no substantial thickness and therefore is not claimed or shown. The three different shades of grey indicate a contrasting appearance.

1 Claim, 4 Drawing Sheets



(56)

References Cited

U.S. PATENT DOCUMENTS

8,012,048	B1 *	9/2011	Montalvo	A63B 61/00 473/459
D654,972	S *	2/2012	Green	D21/756
D702,785	S *	4/2014	Johnston	D21/756
D703,779	S *	4/2014	Budacsek	D21/756
2012/0244967	A1 *	9/2012	Johnston	A63B 49/08 473/549
2013/0157789	A1 *	6/2013	Grady	A63B 69/38 473/463

* cited by examiner




Fig. 1

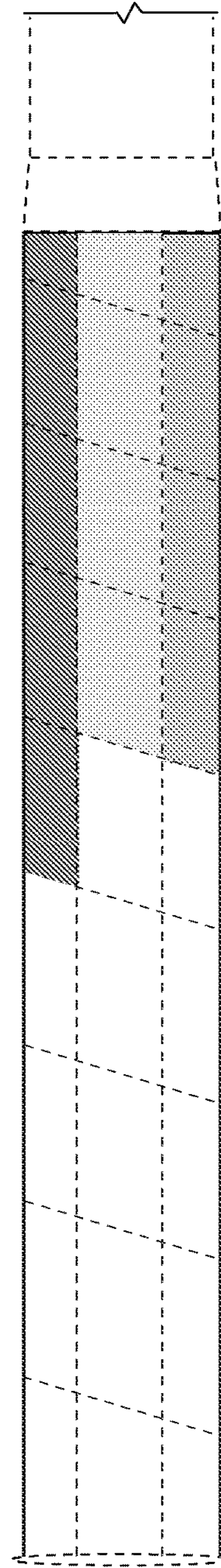


Fig. 2

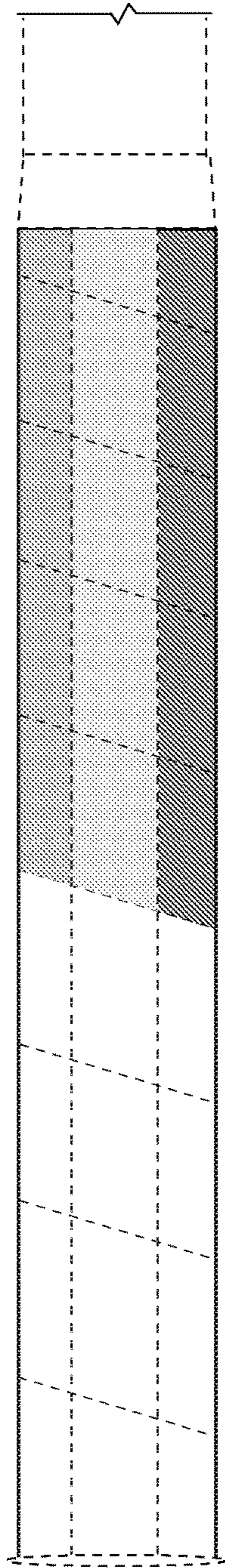


Fig. 3




Fig. 4

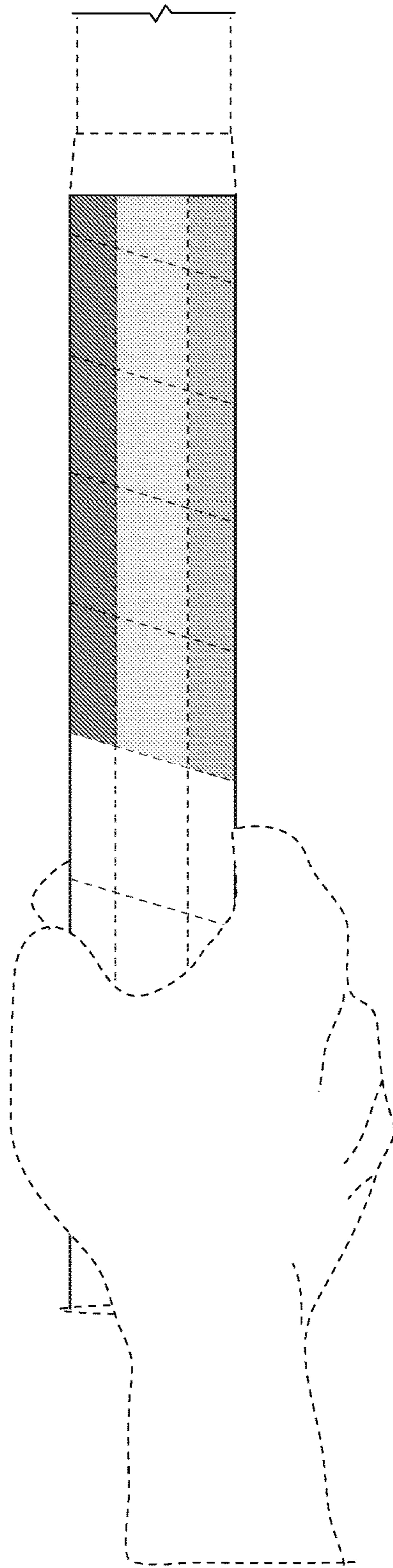


Fig. 5



Fig. 6