



US00D864326S

(12) **United States Design Patent**
Mickelson et al.

(10) **Patent No.:** **US D864,326 S**

(45) **Date of Patent:** **** Oct. 22, 2019**

(54) **GOLF CLUB HEAD**
(71) Applicant: **Callaway Golf Company**, Carlsbad, CA (US)
(72) Inventors: **Philip A. Mickelson**, Rancho Santa Fe, CA (US); **Roger C. Cleveland**, Brentwood, CA (US); **Brian Herr**, San Marcos, CA (US); **Patrick Dawson**, San Diego, CA (US); **Randolph J. Peterson**, Carlsbad, CA (US); **Gerritt Pon**, San Marcos, CA (US)

6,077,171 A * 6/2000 Yoneyama A63B 53/04
473/291
D449,866 S * 10/2001 Miller D21/747
6,348,014 B1 * 2/2002 Chiu A63B 53/065
473/337
D473,605 S * 4/2003 Petersen D21/747
D476,048 S * 6/2003 Cleveland D21/747
7,121,956 B2 * 10/2006 Lo A63B 53/04
473/335
D534,595 S * 1/2007 Hasebe D21/747
D543,601 S * 5/2007 Kawami D21/759
D555,219 S * 11/2007 Lin D21/759
D600,763 S * 9/2009 Cameron D21/759
7,588,502 B2 * 9/2009 Nishino A63B 53/0466
473/332
D661,753 S * 6/2012 Cameron D21/759
D722,352 S * 2/2015 Nicolette D21/747
D723,120 S * 2/2015 Nicolette D21/747
D726,265 S * 4/2015 Nicolette D21/747

(73) Assignee: **Callaway Golf Company**, Carlsbad, CA (US)

(**) Term: **15 Years**

(21) Appl. No.: **29/662,211**

(22) Filed: **Sep. 4, 2018**

(51) **LOC (12) Cl.** **21-02**

(52) **U.S. Cl.**
USPC **D21/747**

(58) **Field of Classification Search**
USPC D2/747-751, 759
CPC A63B 53/00; A63B 53/04; A63B 53/047;
A63B 53/0475; A63B 53/065
See application file for complete search history.

(56) **References Cited**

U.S. PATENT DOCUMENTS

D294,617 S * 3/1988 Perkins D21/749
4,754,977 A * 7/1988 Sahm A63B 53/04
473/337
5,158,296 A * 10/1992 Lee A63B 60/50
473/327
D346,840 S * 5/1994 Fenton D21/751
D395,476 S * 6/1998 Pond D21/747
D421,080 S * 2/2000 Chen D21/747
D426,276 S * 6/2000 Besnard D21/747

(Continued)

Primary Examiner — Mitchell I. Siegel

(74) *Attorney, Agent, or Firm* — Rebecca Hanovice;
Michael Catania; Sonia Lari

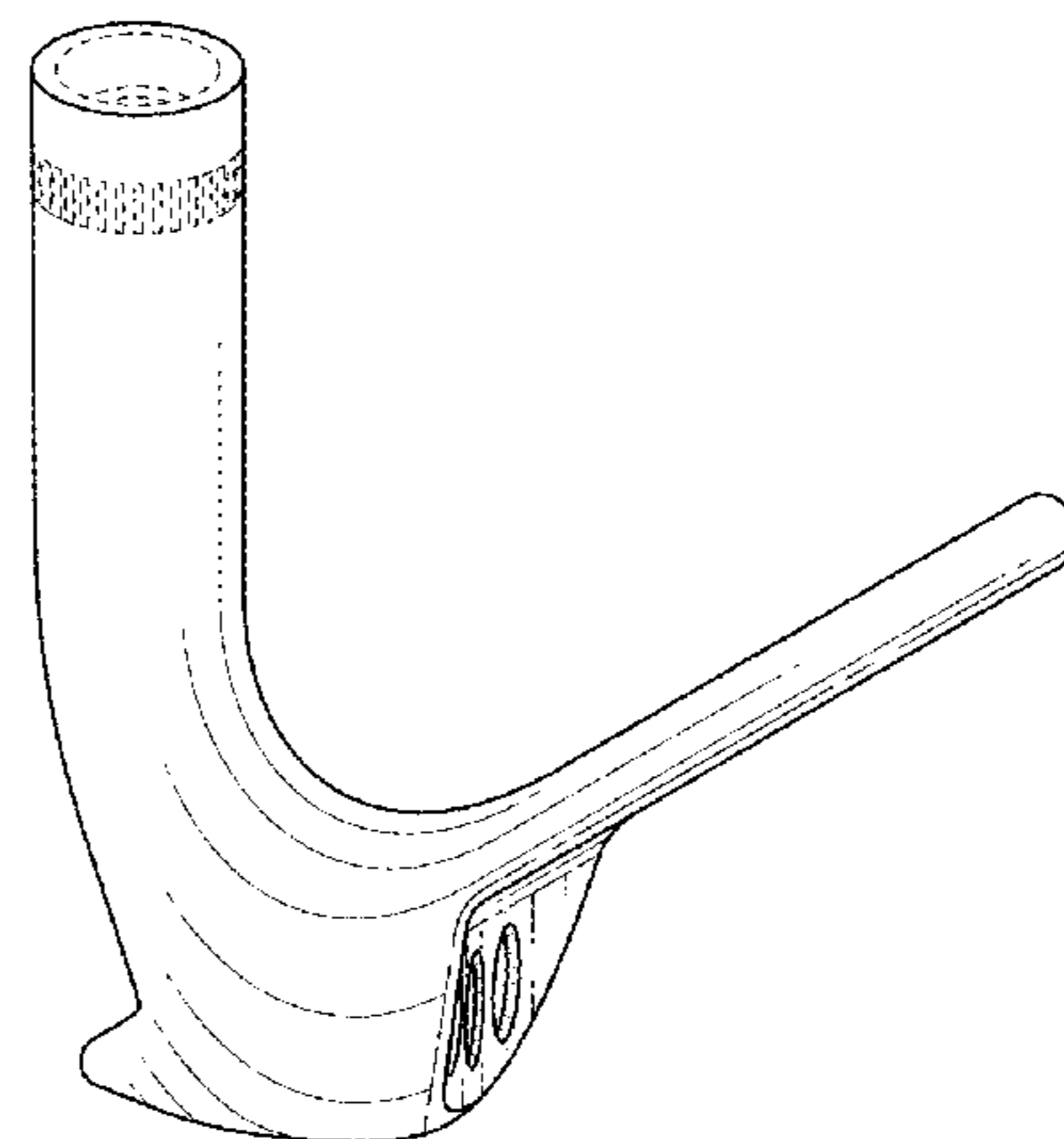
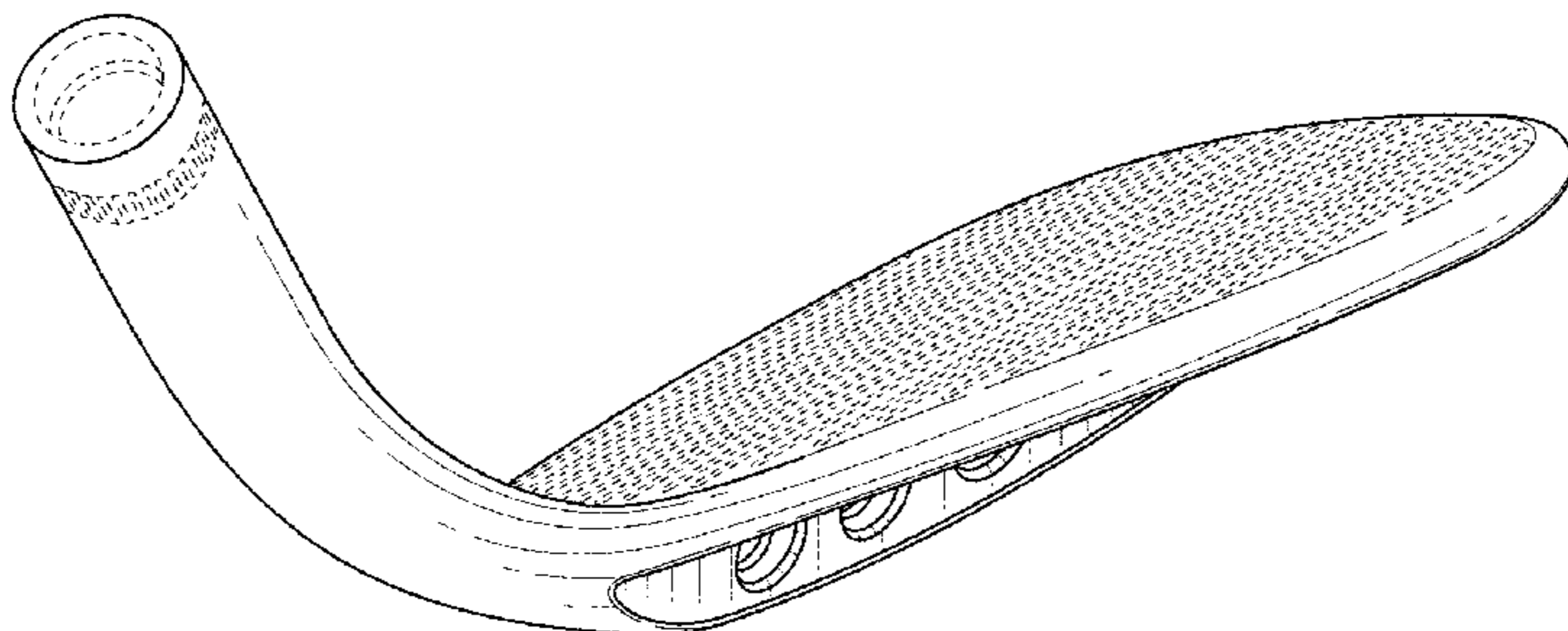
(57) **CLAIM**

The ornamental design for a golf club head, as shown and described.

DESCRIPTION

FIG. 1 is a top perspective view of the golf club head claimed herein;
FIG. 2 is a front elevational view thereof;
FIG. 3 is a rear elevational view thereof;
FIG. 4 is a left side elevational view thereof;
FIG. 5 is a right side elevational view thereof;
FIG. 6 is a top plan view thereof; and,
FIG. 7 is a bottom plan view thereof.
The broken lines shown are included for the purpose of illustrating unclaimed subject matter and forms no part of the claimed design.

1 Claim, 4 Drawing Sheets



(56)

References Cited

U.S. PATENT DOCUMENTS

D746,926	S	*	1/2016	Parsons	D21/747
D748,214	S	*	1/2016	Nicolette	D21/747
D748,749	S	*	2/2016	Nicolette	D21/759
D751,660	S	*	3/2016	Greenlaw	D21/759
D756,471	S	*	5/2016	Nicolette	D21/747
D767,057	S		9/2016	Mickelson et al.		
D802,068	S	*	11/2017	Parsons	D21/747
D810,850	S	*	2/2018	Becktor	D21/747
D813,966	S	*	3/2018	Dolezel	D21/759
D816,787	S	*	5/2018	Nicolette	D21/747
D817,422	S	*	5/2018	Noyes	D21/759
D825,891	S	*	8/2018	Parsons	D2/747
D827,065	S	*	8/2018	Nicolette	D21/747
D835,737	S	*	12/2018	Parsons	D21/747
2005/0277485	A1	*	12/2005	Hou	A63B 53/047 473/332

* cited by examiner

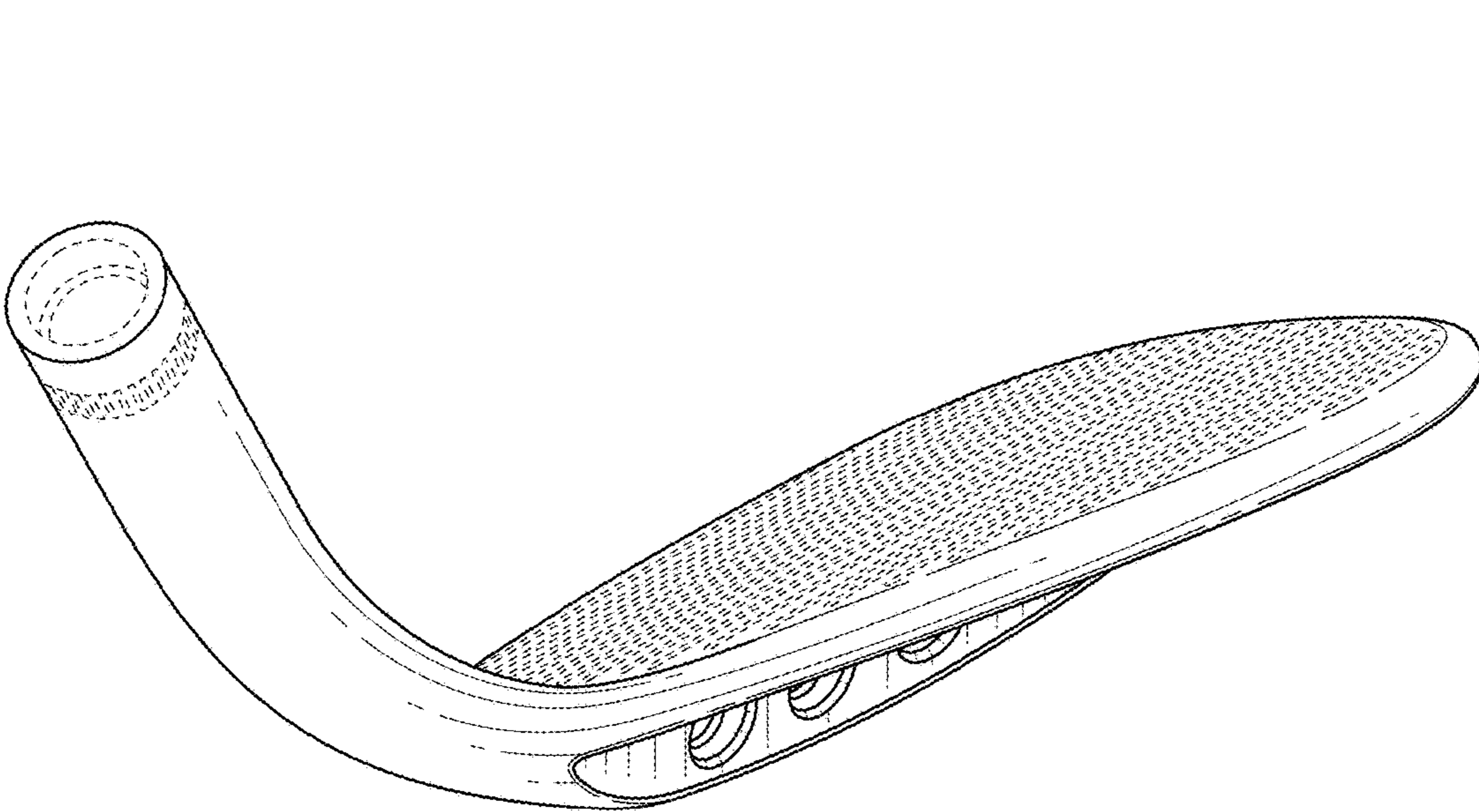


FIG. 1

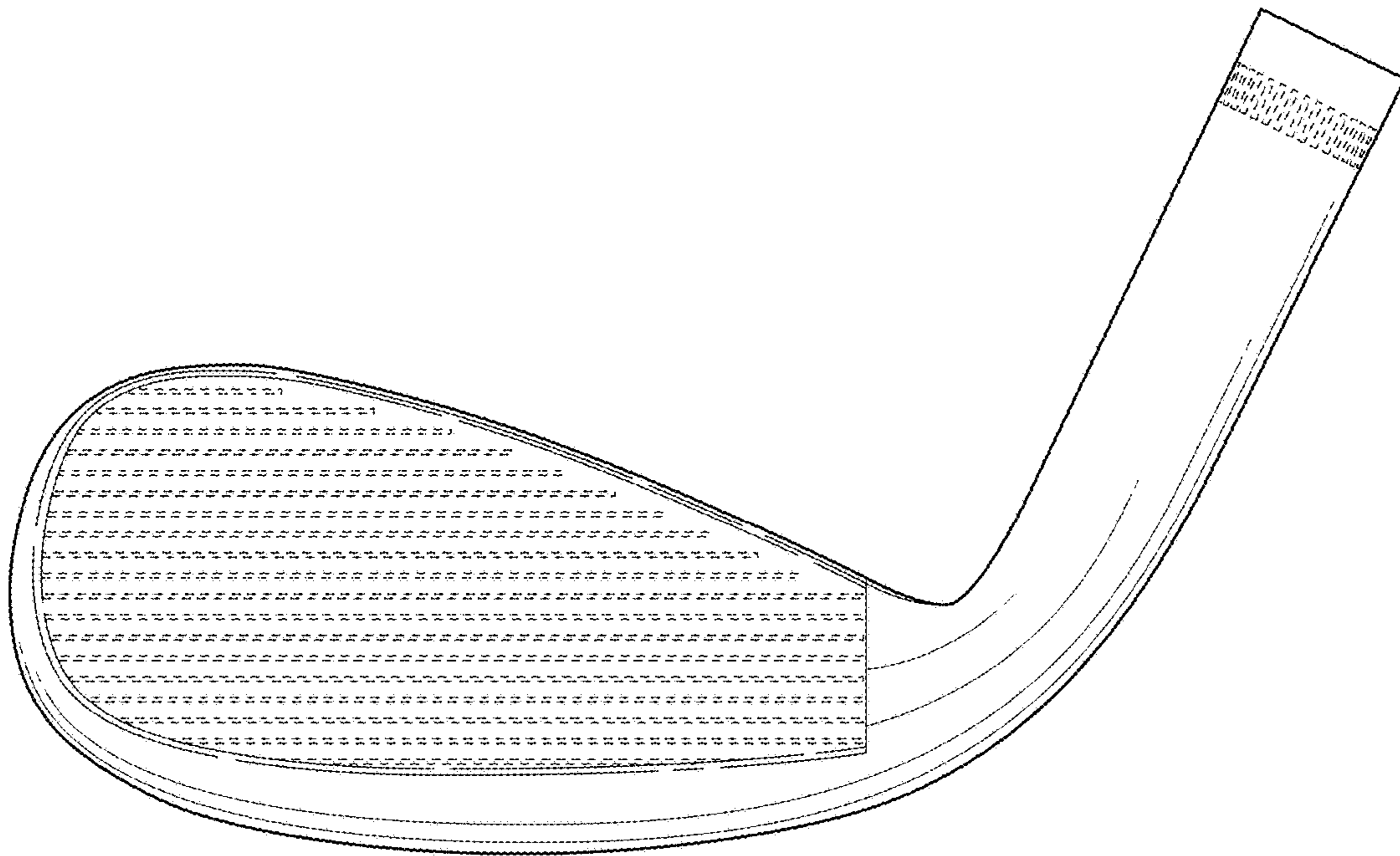


FIG. 2

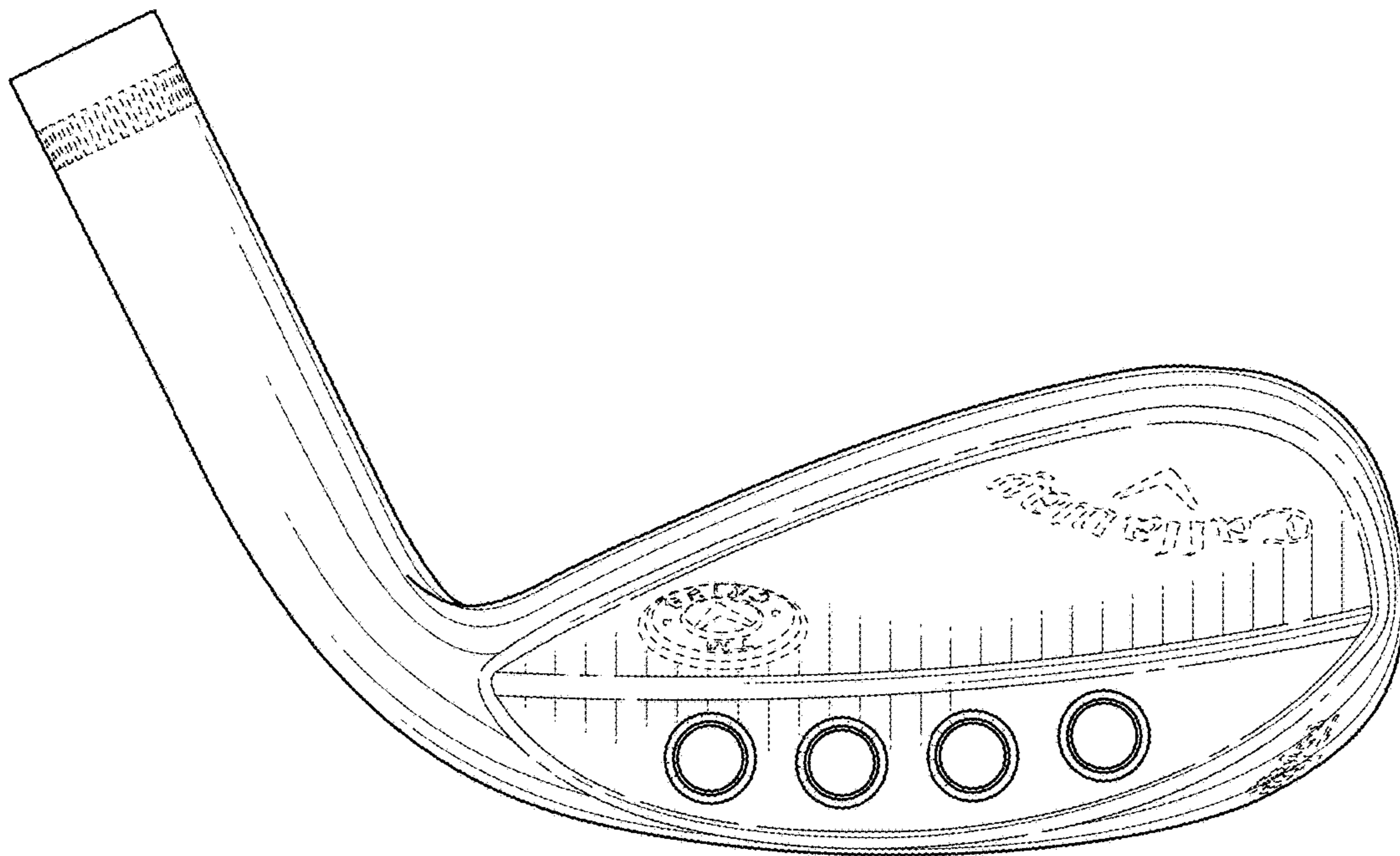


FIG. 3

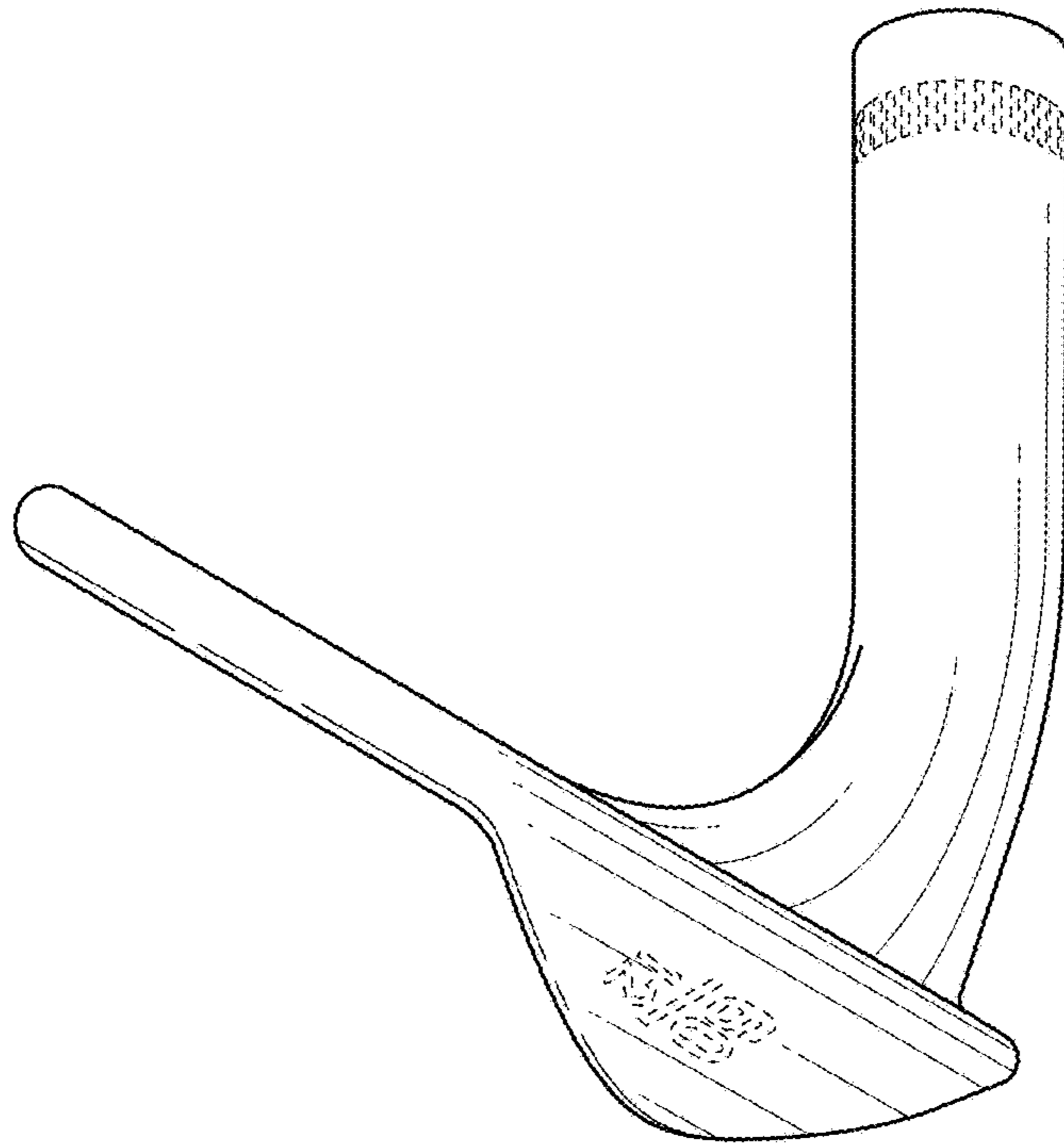


FIG. 4

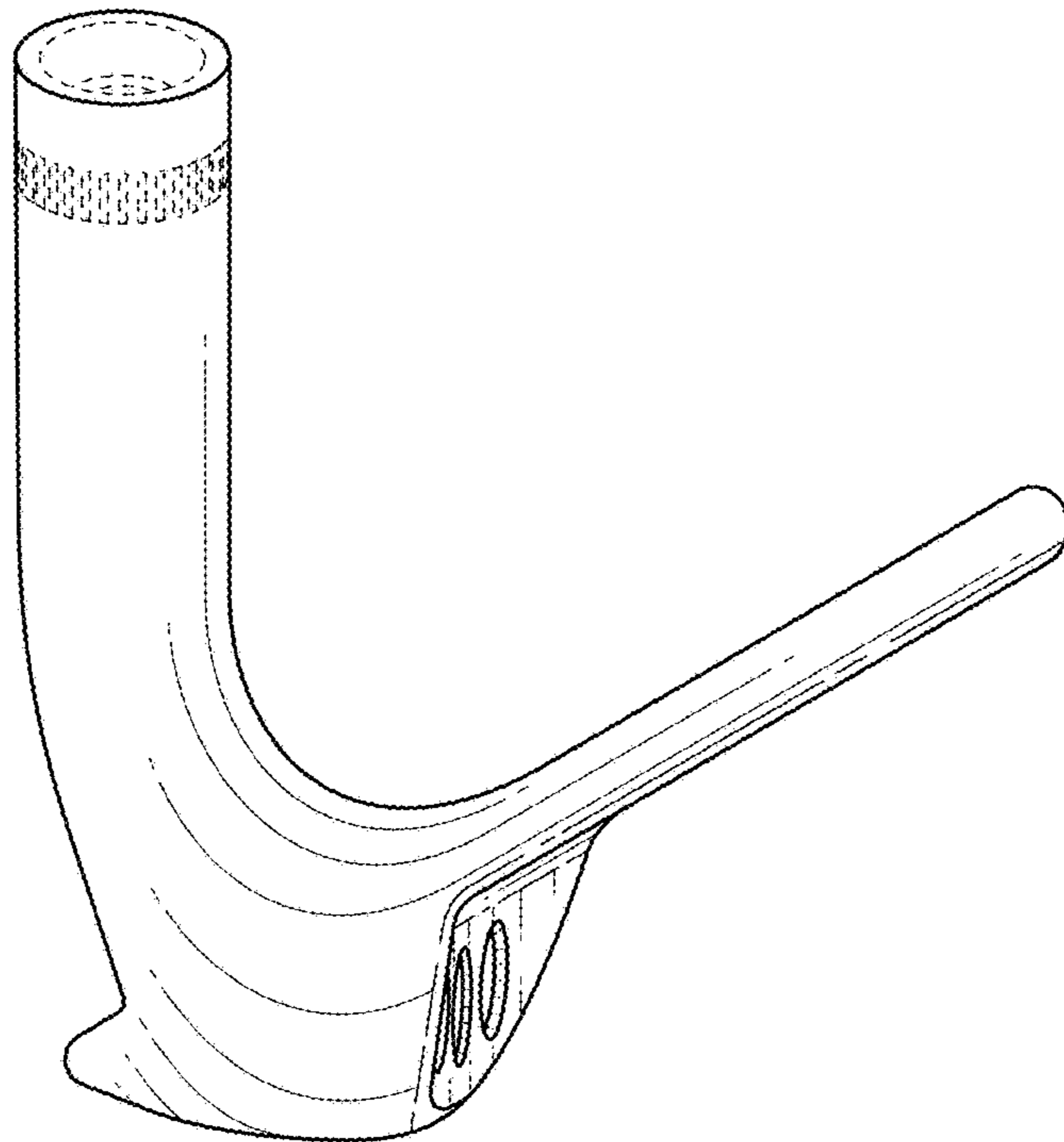


FIG. 5

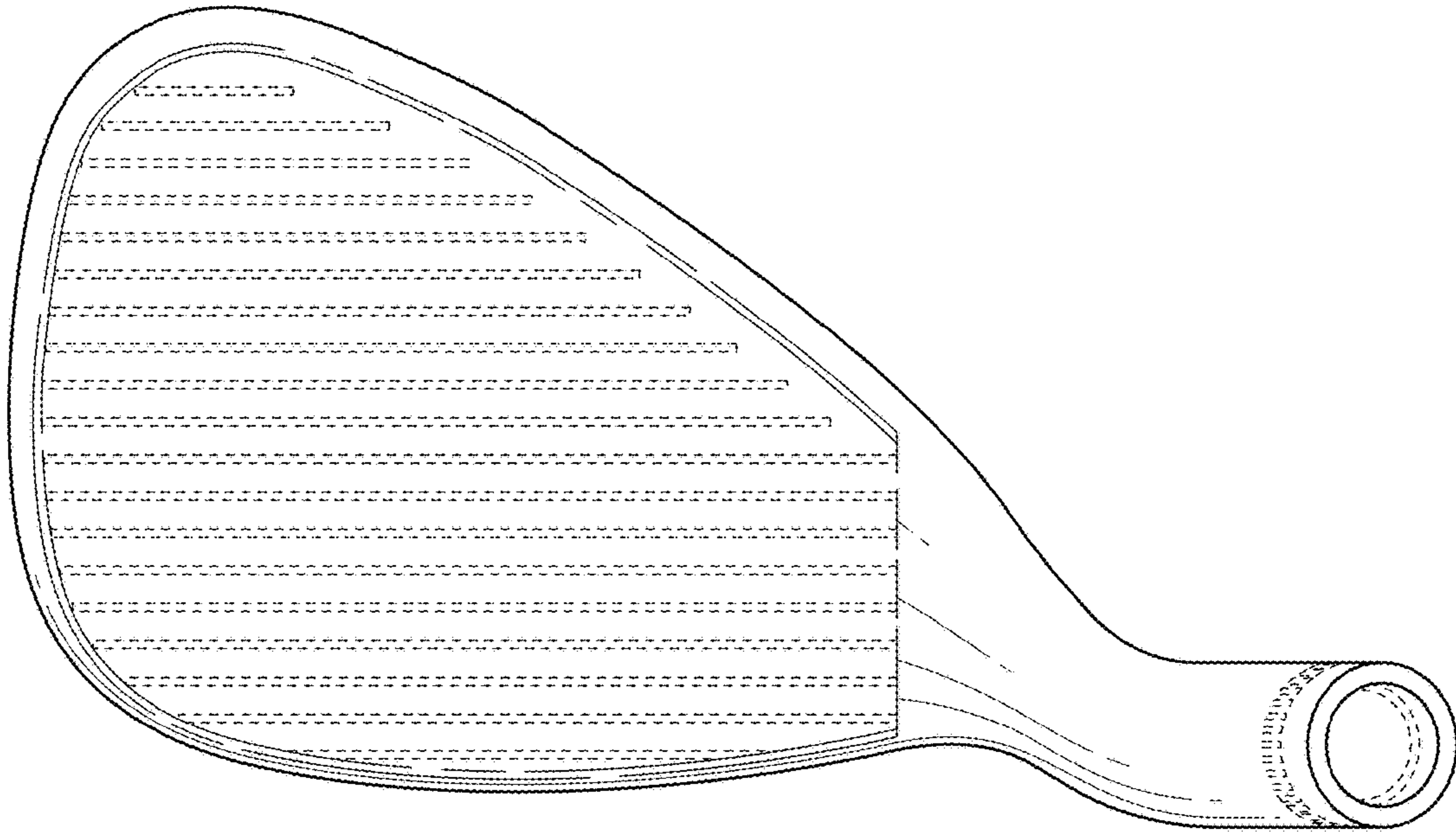


FIG. 6

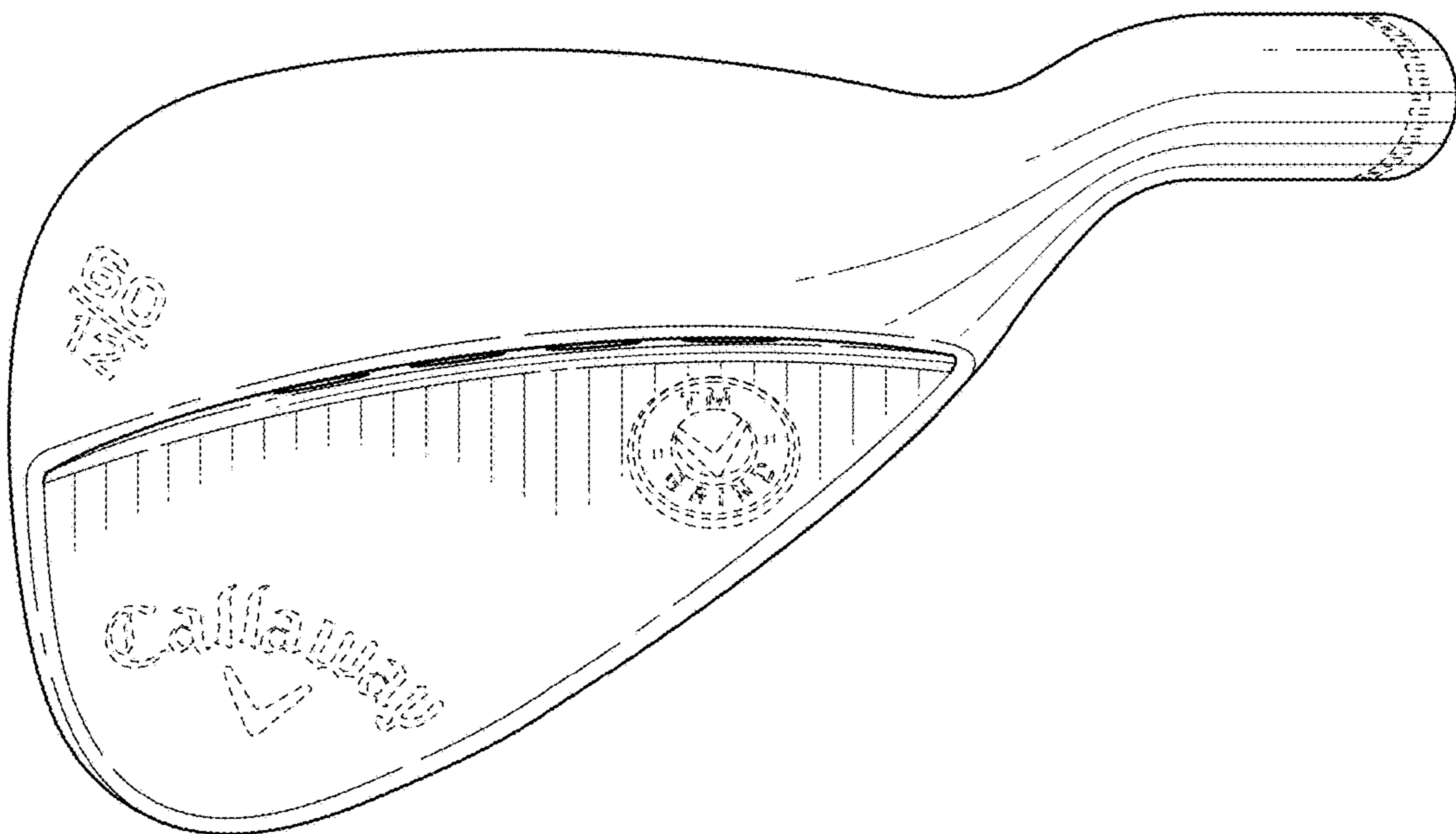


FIG. 7