

US00D864323S

(12) **United States Design Patent**
Ogando

(10) **Patent No.:** **US D864,323 S**

(45) **Date of Patent:** **** Oct. 22, 2019**

(54) **GOLF TEE**

(71) Applicant: **José Ángel Fernandez Ogando**, Gijon
OT (ES)

(72) Inventor: **José Ángel Fernandez Ogando**, Gijon
(ES)

(**) Term: **15 Years**

(21) Appl. No.: **29/644,581**

(22) Filed: **Apr. 18, 2018**

(51) **LOC (12) Cl.** **21-02**

(52) **U.S. Cl.**
USPC **D21/718**

(58) **Field of Classification Search**
USPC D21/715-719, 789-796; 473/387-403
CPC A63B 57/10; A63B 57/12; A63B 57/13;
A63B 57/15; A63B 57/16; A63B 57/18;
A63B 57/19

See application file for complete search history.

(56) **References Cited**

U.S. PATENT DOCUMENTS

- 1,679,579 A * 8/1928 Lundy A63B 57/10
473/396
- D102,749 S * 1/1937 Fay D21/718
- 2,531,470 A * 11/1950 Rickard A63B 57/13
473/396
- 4,418,909 A * 12/1983 Messana A63B 57/10
473/396
- D319,862 S * 9/1991 Lahger D21/794
- 5,154,417 A * 10/1992 Kohli A63B 57/10
473/401
- 5,156,403 A * 10/1992 Martino A63B 57/10
473/278
- 5,186,455 A * 2/1993 Rosetta A63B 57/10
473/396
- D348,296 S * 6/1994 Salonica D21/718
- D390,898 S * 2/1998 Rudduck D21/718

- D453,810 S * 2/2002 Lee D21/717
- D505,473 S * 5/2005 Foley D21/793
- D772,993 S * 11/2016 Stover D21/718
- 10,124,223 B1 * 11/2018 Porter A63B 57/12
- 2002/0022538 A1 * 2/2002 Choi A63B 57/13
473/396
- 2004/0166964 A1 * 8/2004 Toyosawa A63B 57/16
473/387
- 2004/0204268 A1 * 10/2004 Hsien A63B 57/10
473/396
- 2005/0059511 A1 * 3/2005 Chernetsky A63B 57/13
473/401
- 2005/0215356 A1 * 9/2005 Bainbridge A63B 57/10
473/396
- 2008/0085786 A1 * 4/2008 Otsubo A63B 57/13
473/396
- 2009/0181806 A1 * 7/2009 Wood A63B 57/0012
473/397

(Continued)

FOREIGN PATENT DOCUMENTS

- CA 2263700 A1 * 10/1999 A63B 57/10
- EM 000193917-0001 * 10/2004

(Continued)

Primary Examiner — Catherine A Tuttle

(74) *Attorney, Agent, or Firm* — Hector M. Reyes Rivera

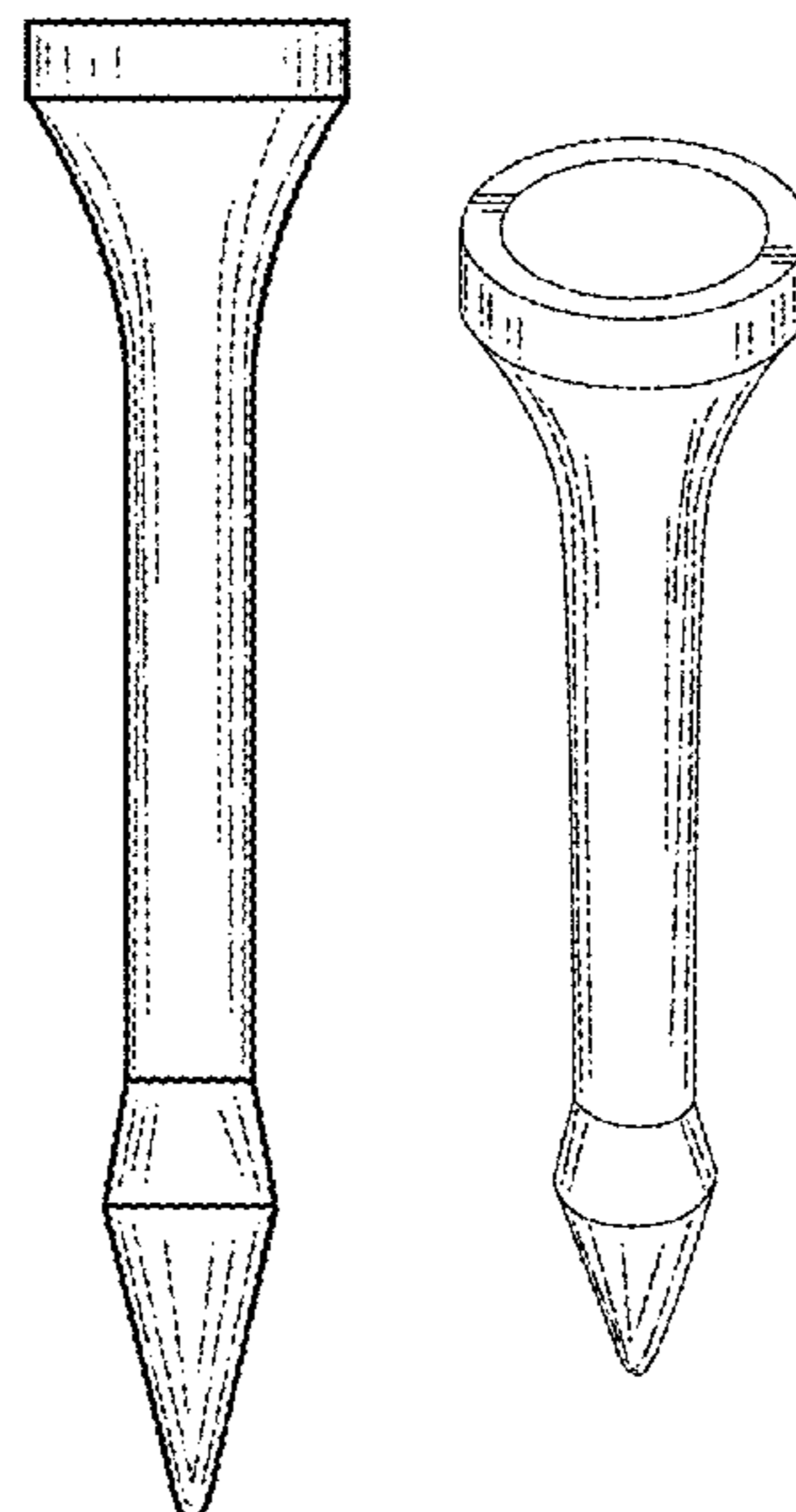
(57) **CLAIM**

The ornamental design for a golf tee, as shown and described.

DESCRIPTION

FIG. 1 is a view of the golf tee showing my new design; FIG. 2 is a rear view thereof; FIG. 3 is a bottom view thereof; FIG. 4 is a top view thereof; and, FIG. 5 is a perspective view thereof. The appearance within the unshaded region of FIGS. 4 and 5 forms no part of the claimed design.

1 Claim, 5 Drawing Sheets



(56)

References Cited

U.S. PATENT DOCUMENTS

2012/0329567 A1* 12/2012 Rammos A63B 69/3623
473/217

FOREIGN PATENT DOCUMENTS

EM	000193917-0002	*	10/2004	
EM	002672782-0004	*	4/2015	
EM	002697177-0007	*	6/2015	
EM	004698413-0001	*	2/2018	
FR	781287 A	*	5/1935 A63B 57/12
GB	274012 A	*	7/1927 A63B 57/15
GB	346622 A	*	4/1931 A63B 57/10
GB	401453 A	*	11/1933 A63B 57/10
GB	481698 A	*	3/1938 A63B 57/15
GB	2048082 A	*	12/1980 A63B 57/10
JP	D1128960	*	12/2001	
WO	D092741-003	*	10/2016	
WO	WO-2017124122 A1	*	7/2017 A63B 57/10

* cited by examiner

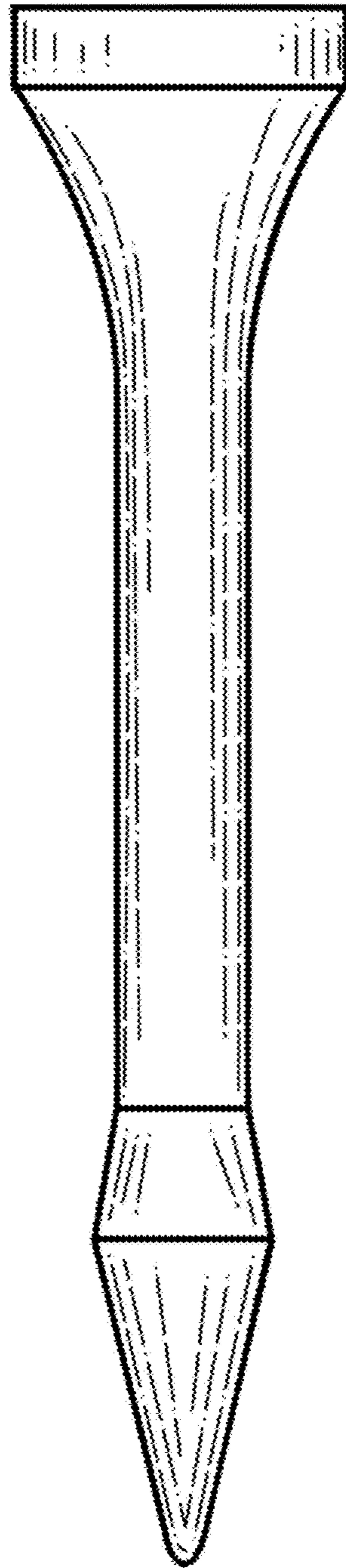


FIG.1

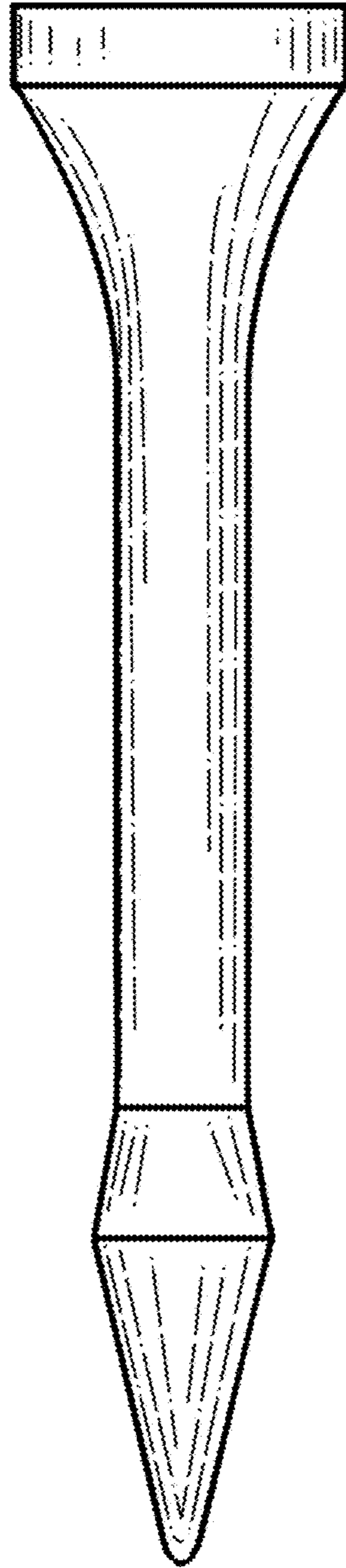


FIG.2

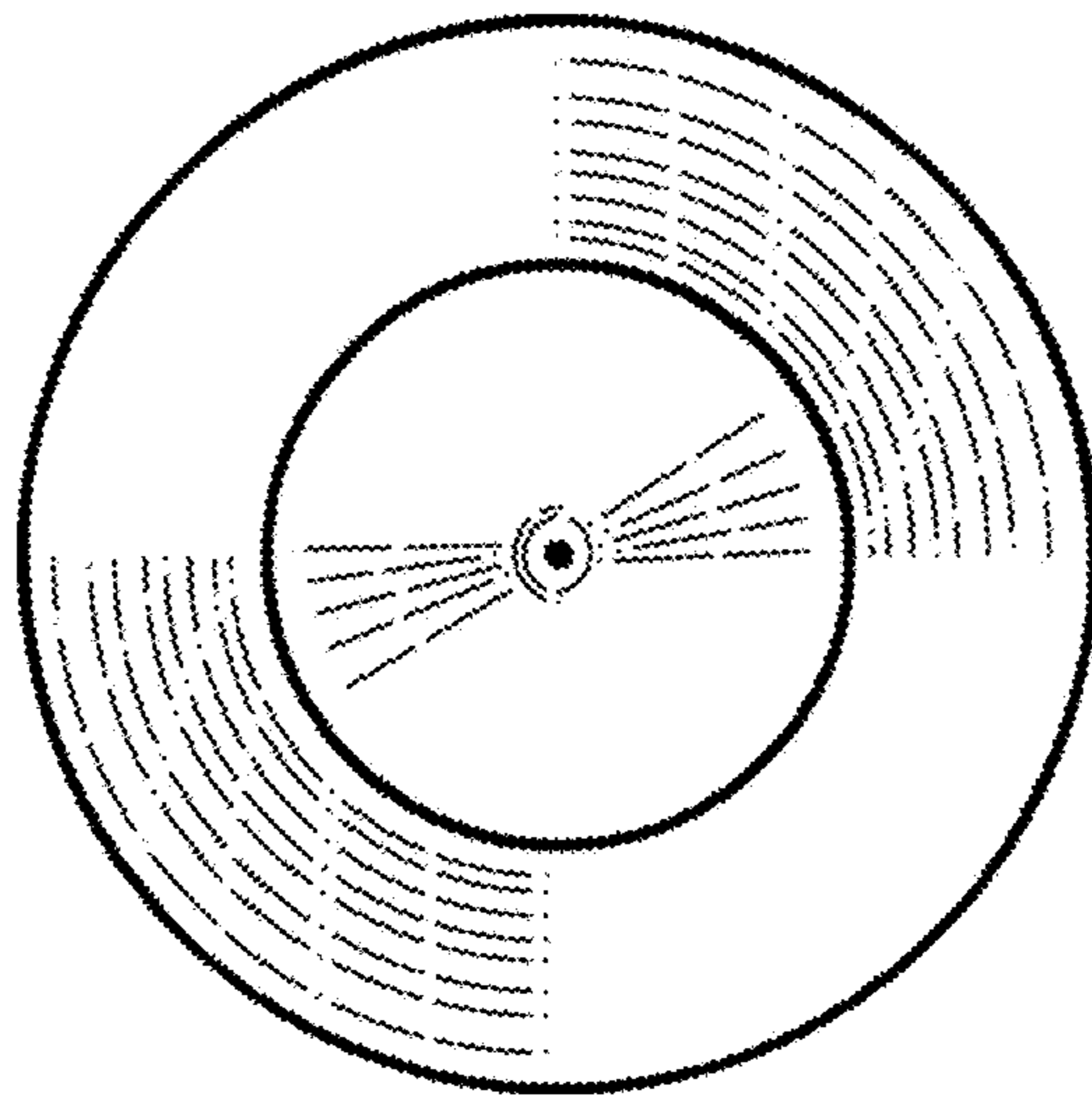


FIG.3

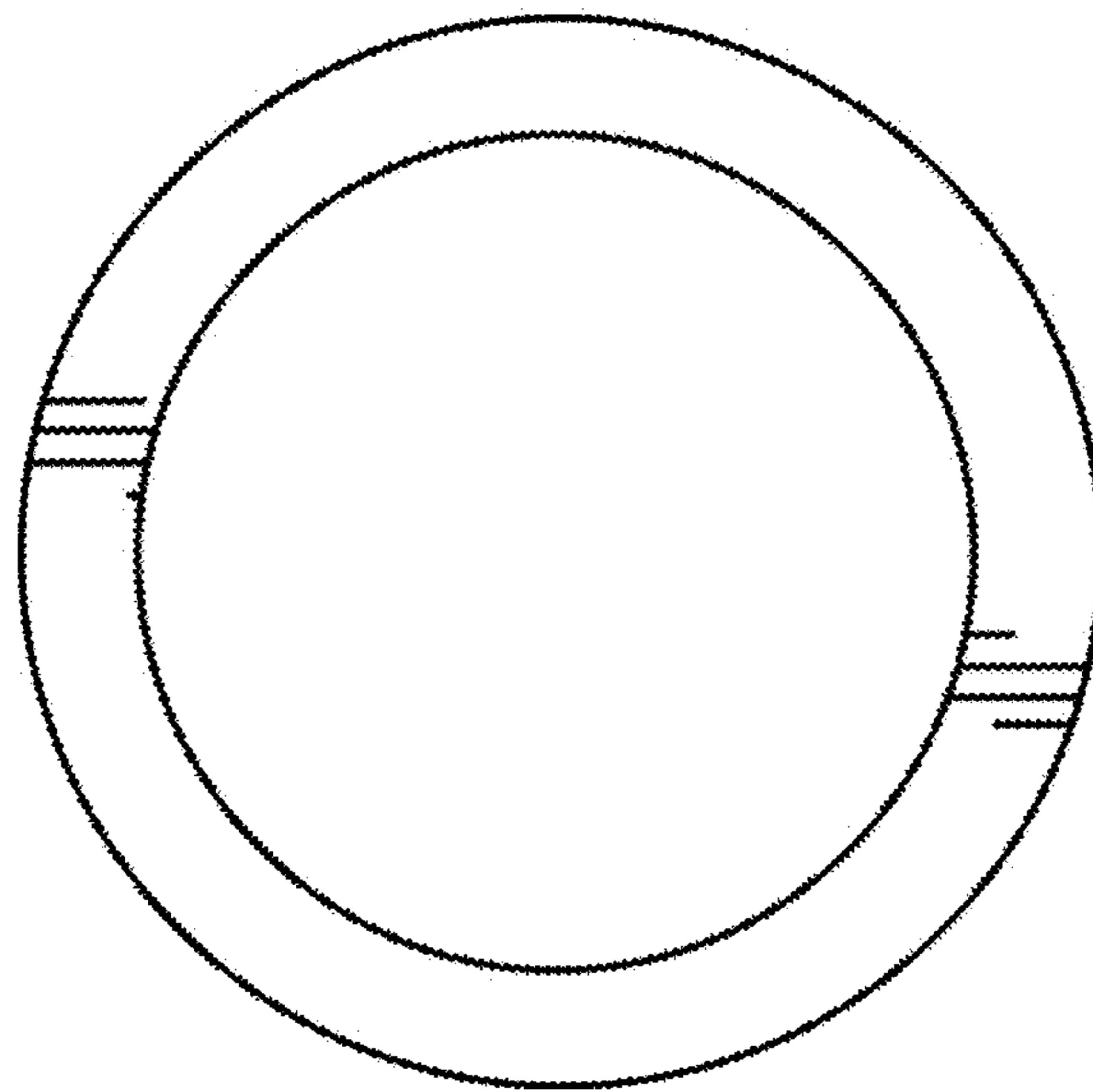


FIG.4

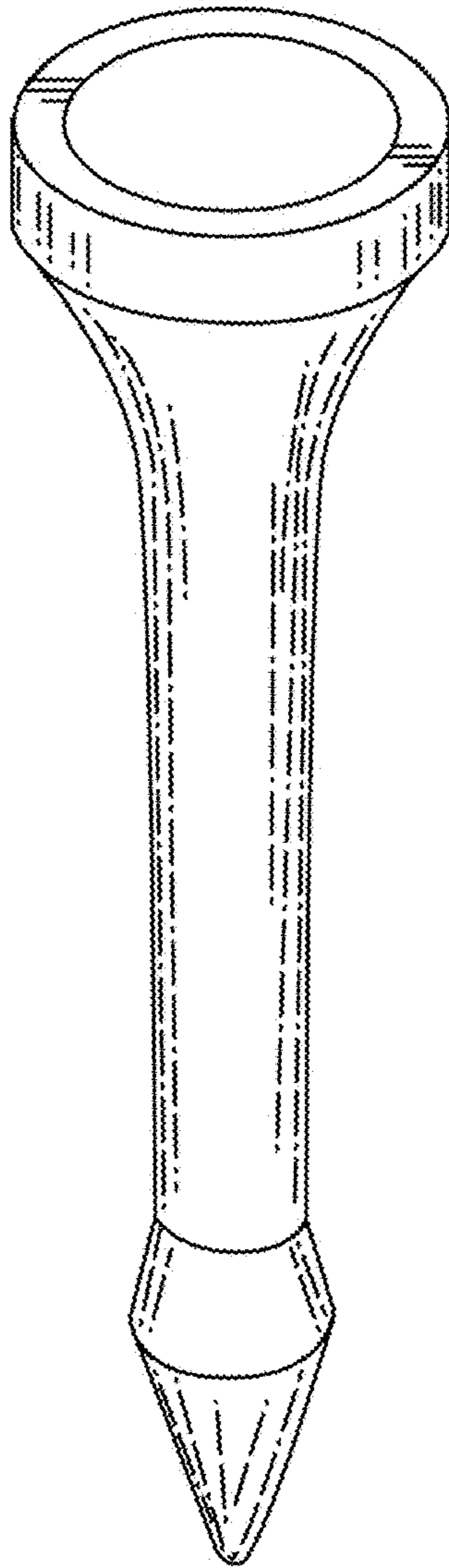


FIG.5