

US00D864303S

(12) **United States Design Patent**
Jang et al.

(10) **Patent No.:** **US D864,303 S**

(45) **Date of Patent:** **** Oct. 22, 2019**

(54) **ELECTRONIC PEGBOARD**

(71) Applicant: **NEOFECT CO., LTD.**, Gyeonggi-Do (KR)

(72) Inventors: **Daehun Jang**, Guri-si (KR); **Sungjun Roh**, Seoul (KR); **Younggeun Choi**, Yongin-si (KR)

(73) Assignee: **NEOFECT CO., LTD.**, Yongin-si, Gyeonggi-do (KR)

(**) Term: **15 Years**

(21) Appl. No.: **35/504,784**

(22) Filed: **Oct. 19, 2017**

(80) **Hague Agreement Data**

Int. Filing Date: **Oct. 19, 2017**

Int. Reg. No.: **DM/098279**

Int. Reg. Date: **Oct. 19, 2017**

Int. Reg. Pub. Date: **Apr. 20, 2018**

(30) **Foreign Application Priority Data**

Jun. 2, 2017 (KR) 30-2017-0025209

(51) **LOC (12) Cl.** **21-01**

(52) **U.S. Cl.**

USPC **D21/334**

CPC **A63B 23/12** (2013.01)

(58) **Field of Classification Search**

USPC D21/304, 334-368; 273/236-244, 273/258-291, 348, 141 R, 141 A, 142 R, 273/143 R, 143 A, 143 B, 143 C, 142 E, 273/142 F, 142 G, 142 H, 142 HA, 145 E, 273/294, 292, 298, 148 R, 309, 153 R, 273/155, 156, 157 R, 153 J, 161

CPC A63B 23/12; A63B 24/0062; A63B 2022/0092; A63B 2220/833; A61H 1/02; A63F 2011/0083; A63F 2009/2451
See application file for complete search history.

(56) **References Cited**

U.S. PATENT DOCUMENTS

- 5,244,391 A * 9/1993 Bryant A63F 3/00006 273/243
- 5,342,057 A * 8/1994 Sorkoram A63F 9/001 273/239
- D363,954 S * 11/1995 Serrano D21/342
- D453,537 S * 2/2002 Shoptaugh D21/342
- D510,391 S * 10/2005 Merrill D21/324
- D514,627 S * 2/2006 Merrill D21/324
- D517,124 S * 3/2006 Merrill D21/324
- D642,625 S * 8/2011 Assa D21/329
- D696,352 S * 12/2013 Kalis D21/334
- D807,436 S * 1/2018 Spring D21/342
- 2018/0085624 A1 * 3/2018 Choi A63F 9/0666

* cited by examiner

Primary Examiner — Richard E Chilcot

(74) *Attorney, Agent, or Firm* — Revolution IP, PLLC

(57) **CLAIM**

The ornamental design for an electronic pegboard, as shown and described.

DESCRIPTION

1. Electronic pegboard

1.1 : Perspective

1.2 : Front

1.3 : Back

1.4 : Top

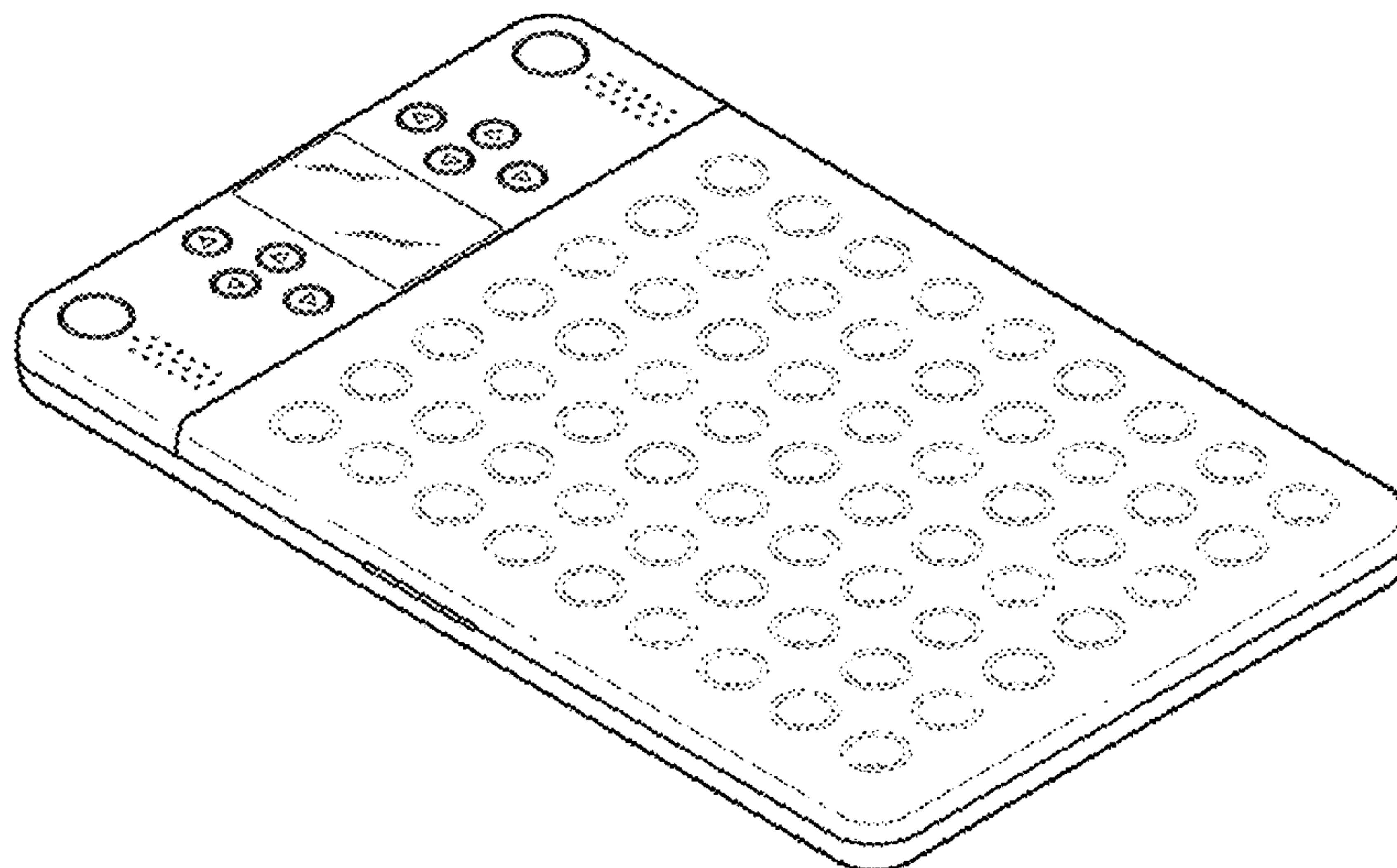
1.5 : Bottom

1.6 : Left

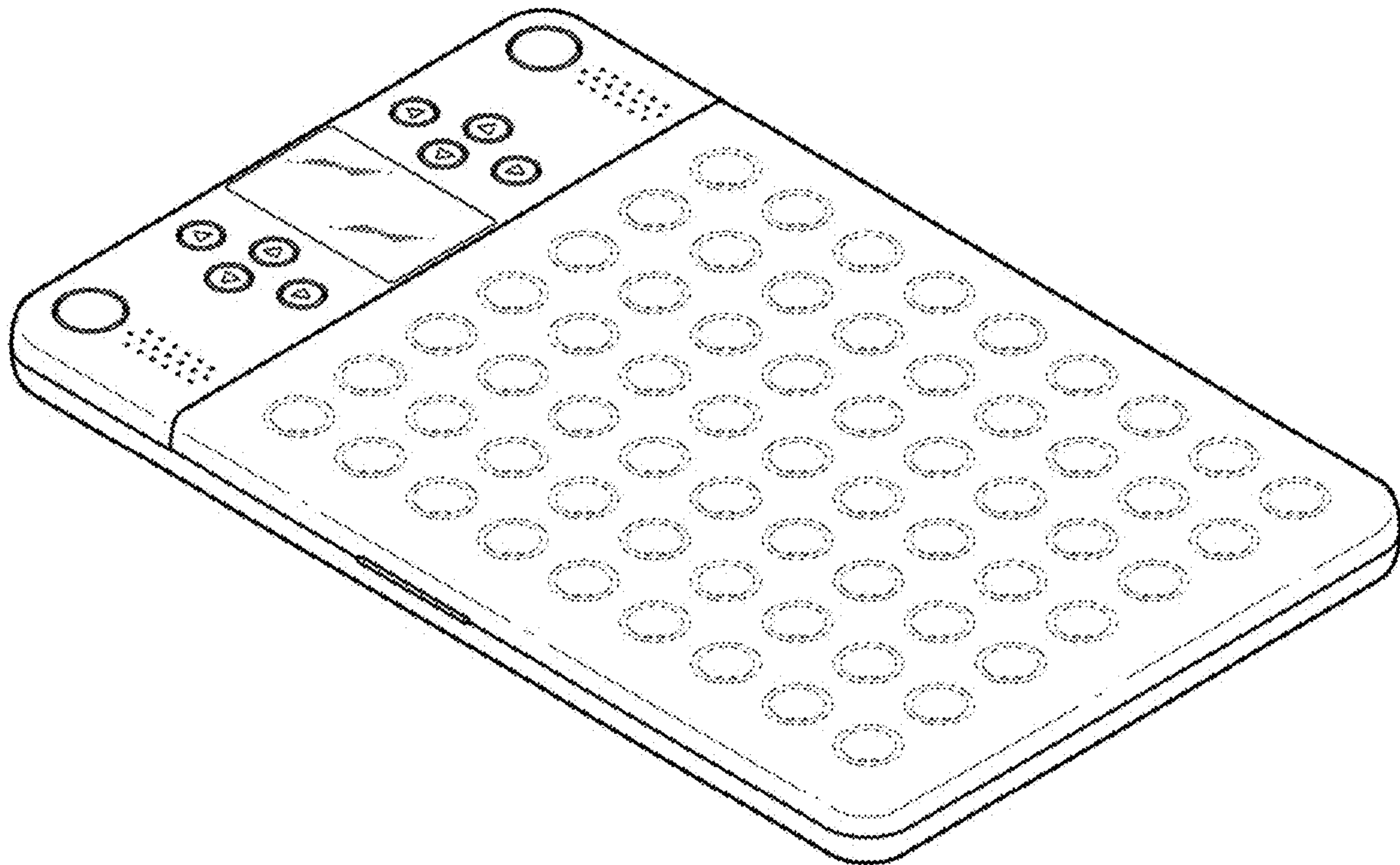
1.7 : Right

The broken lines are for illustrative purposes only and form no part of the claimed design.

1 Claim, 7 Drawing Sheets



1.1



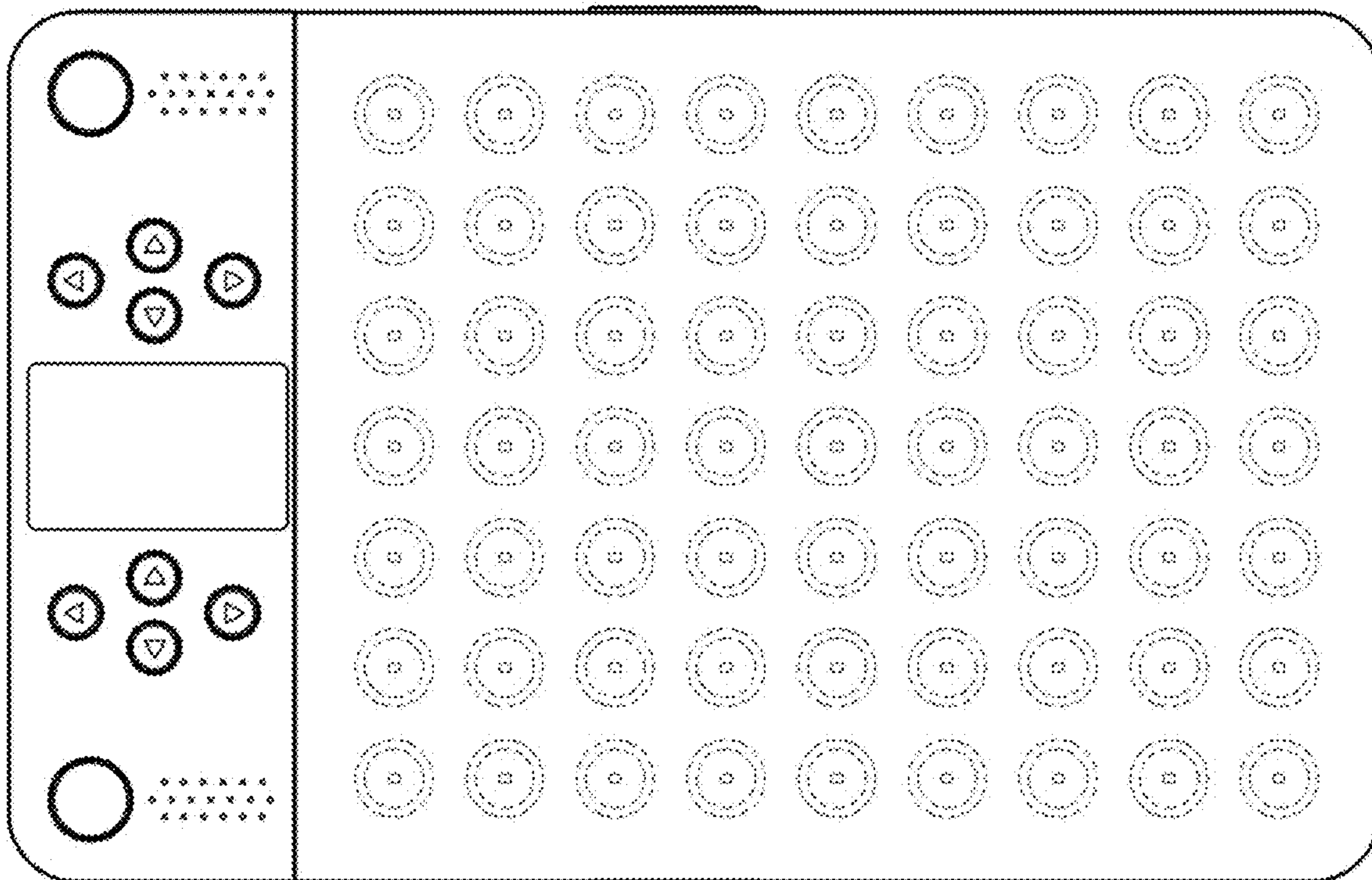
1.2



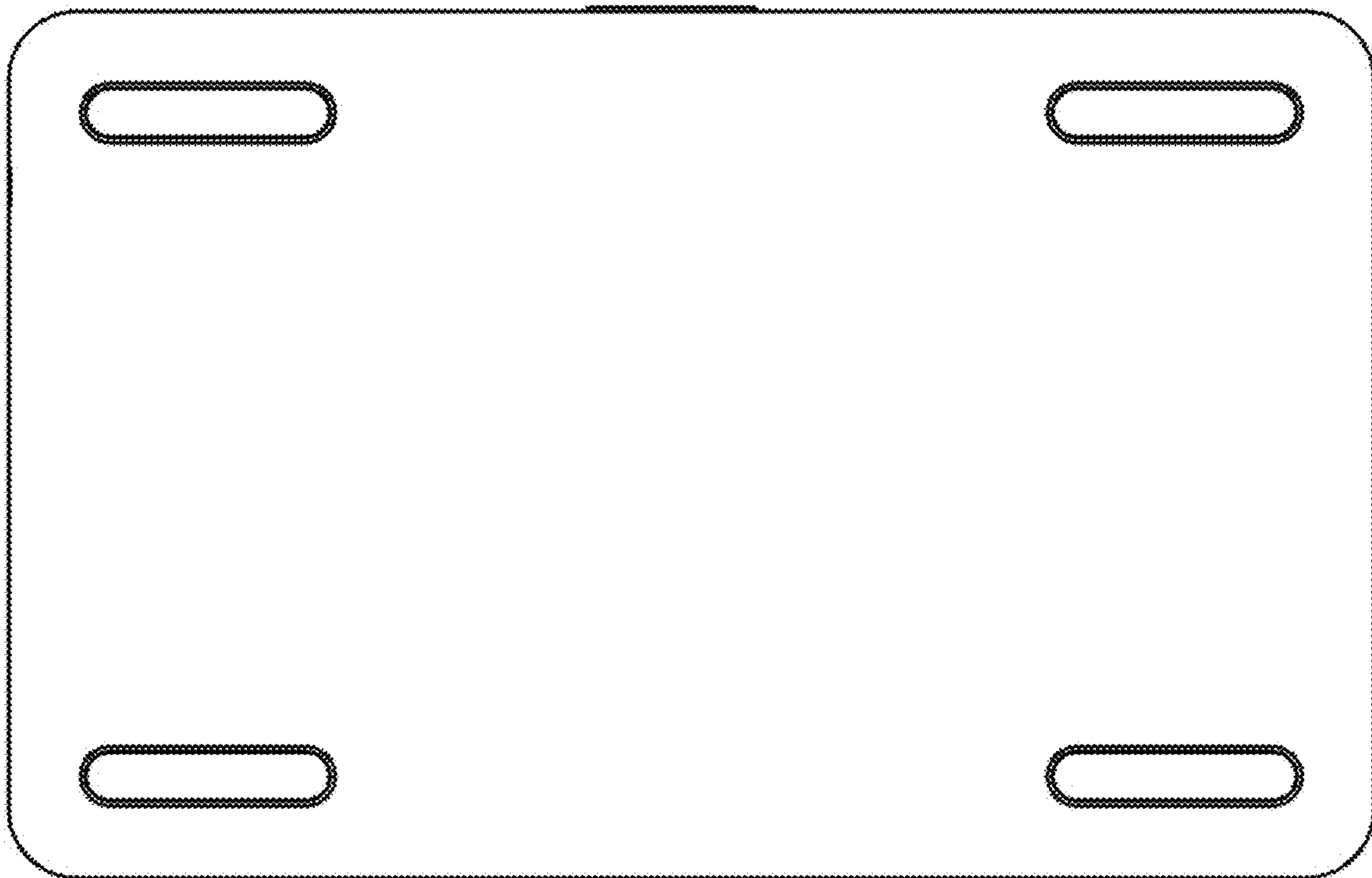
1.3




1.4



1.5



1.6



1.7

