

US00D864302S

(12) **United States Design Patent** (10) **Patent No.:** **US D864,302 S**
Strahle et al. (45) **Date of Patent:** **** Oct. 22, 2019**

(54) **FACE PLATE FOR A VIDEO GAME CONTROLLER**

(71) Applicant: **Performance Designed Products LLC**, San Diego, CA (US)

(72) Inventors: **Bradley M. Strahle**, Crestline, CA (US); **John M. Alpay**, San Juan Capistrano, CA (US)

(73) Assignee: **Performance Designed Products LLC**, San Diego, CA (US)

(**) Term: **15 Years**

(21) Appl. No.: **29/610,607**

(22) Filed: **Jul. 13, 2017**

(51) **LOC (12) Cl.** **21-01**

(52) **U.S. Cl.**
USPC **D21/333**

(58) **Field of Classification Search**

USPC D21/323-337; D14/160, 137, 138, 168, D14/174, 217, 218, 356, 387, 388, 389, D14/400, 401, 443, 449, 450, 454, 471, D14/474, 483, 496, 511; D12/174, 177, D12/190, 218; D13/164, 168; D18/19
CPC A63F 13/24; G06F 1/1666; H04N 7/14; H04N 21/00

See application file for complete search history.

(56) **References Cited**

U.S. PATENT DOCUMENTS

D432,180 S 10/2000 Hayes
D453,932 S * 2/2002 Han D14/401
D487,466 S 3/2004 Yokota
6,743,100 B1 6/2004 Neiser
D522,011 S 5/2006 Hayes
7,063,321 B2 6/2006 Hussaini
D540,396 S 4/2007 Kawanobe
D545,317 S * 6/2007 Wang D14/401
7,235,012 B2 6/2007 DiDato
D547,763 S 7/2007 Hayes

(Continued)

OTHER PUBLICATIONS

Wired Controller for Xbox 360 made by Bensussen Deutsch & Associates, LLC, available before Jul. 13, 2017. <https://www.powera.com/products/wired-controller-xbox-360/>.

Primary Examiner — Sandra S Snapp

Assistant Examiner — Mehri F Bajoul

(74) *Attorney, Agent, or Firm* — Knobbe, Martens, Olson & Bear LLP



(57) **CLAIM**

The ornamental design for a face plate for a video game controller, as shown and described.

DESCRIPTION

FIG. 1 is a top, rear perspective view of a face plate for a video game controller embodying my new design, according to a first embodiment;
FIG. 2 is a top plan view thereof;
FIG. 3 is a bottom plan view thereof;
FIG. 4 is a right side elevation view thereof;
FIG. 5 is a left side elevation view thereof;
FIG. 6 is a front elevation view thereof;
FIG. 7 is a rear elevation view thereof;
FIG. 8 is a top, rear exploded perspective view thereof;
FIG. 9 is a top, rear perspective view of a face plate for a video game controller embodying my new design, according to a second embodiment;
FIG. 10 is a top plan view thereof;
FIG. 11 is a bottom plan view thereof;
FIG. 12 is a right side elevation view thereof;
FIG. 13 is a left side elevation view thereof;
FIG. 14 is a front elevation view thereof;
FIG. 15 is a rear elevation view thereof; and,
FIG. 16 is a top, rear exploded perspective view thereof.
The broken lines shown in the figures depict portions of the face plate that form no part of the claimed design.

1 Claim, 12 Drawing Sheets



(56)

References Cited

U.S. PATENT DOCUMENTS

D565,668 S * 4/2008 Baseflug D14/401
 D570,854 S * 6/2008 Harris D14/454
 D581,422 S * 11/2008 Hayes D14/401
 7,762,553 B2 7/2010 Harris
 D646,275 S * 10/2011 Ikeda D14/401
 D658,178 S * 4/2012 Ikeda D14/401
 D659,140 S * 5/2012 Ikeda D14/401
 D708,615 S * 7/2014 Delrue D14/401
 D709,498 S * 7/2014 Morris D14/401
 D709,499 S * 7/2014 Morris D14/401
 D709,882 S * 7/2014 Morris D14/401
 D712,484 S 9/2014 Sumii
 D717,875 S 11/2014 Uhrman
 D765,789 S 9/2016 Buller
 D765,792 S * 9/2016 Chatterjee D14/401
 D765,793 S 9/2016 Chatterjee
 D768,786 S * 10/2016 Seflic D14/401
 D772,987 S * 11/2016 Kujawski D14/401

D773,561 S * 12/2016 Kujawski D14/401
 D786,980 S 5/2017 Strahle et al.
 D787,606 S * 5/2017 Coe D21/333
 D791,880 S * 7/2017 Chatterjee D21/333
 D794,129 S * 8/2017 Kujawski D14/401
 D794,717 S * 8/2017 Kujawski D14/401
 D795,350 S * 8/2017 Chatterjee D21/333
 D795,351 S * 8/2017 Chatterjee D14/401
 D795,960 S * 8/2017 Chatterjee D14/401
 D795,961 S * 8/2017 Chatterjee D14/401
 D797,197 S * 9/2017 Buller D21/333
 D798,954 S * 10/2017 Chatterjee D21/333
 D799,599 S * 10/2017 Kujawski D21/333
 D799,600 S * 10/2017 Chatterjee D21/333
 D806,078 S * 12/2017 Goldman D14/401
 D823,945 S * 7/2018 Falc D21/333
 2016/0121206 A1 * 5/2016 Hackney A63F 13/218
 463/37
 2016/0256772 A1 * 9/2016 Kissoon A63F 13/24
 2018/0207523 A1 * 7/2018 Lyden A63F 13/24

* cited by examiner




FIG. 1




FIG. 2

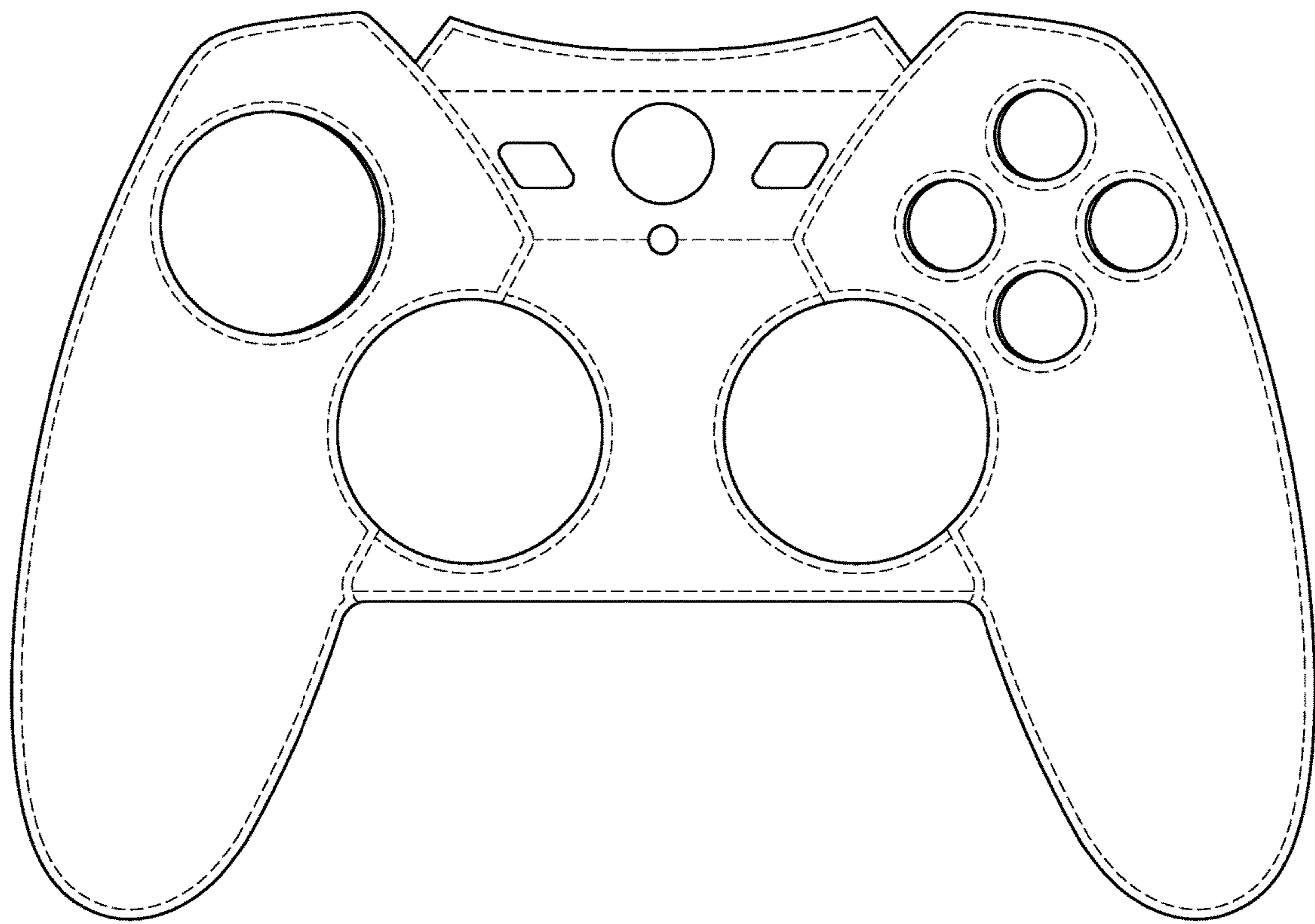


FIG. 3

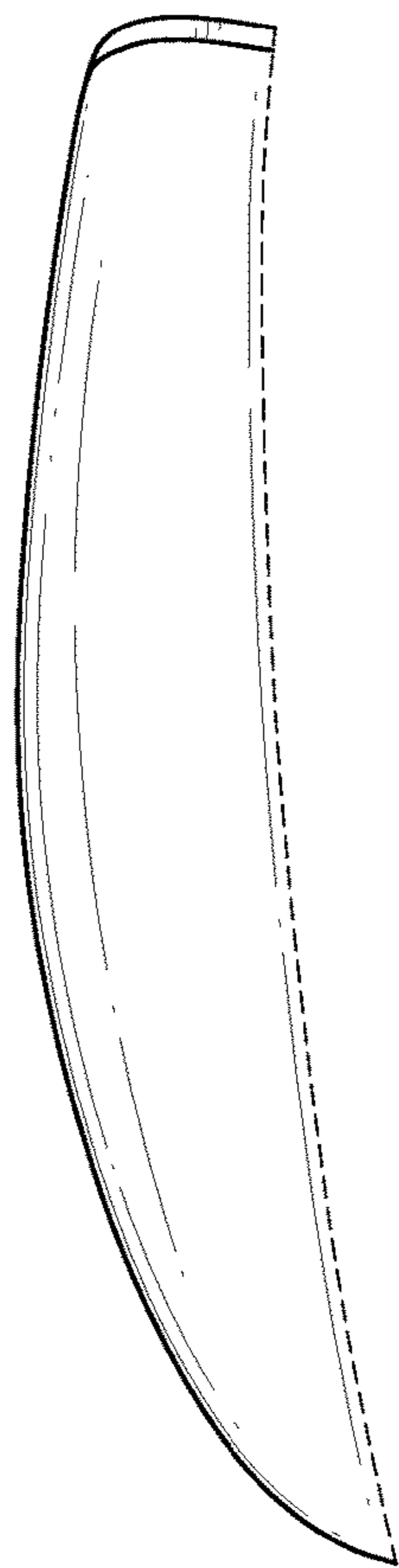


FIG. 4

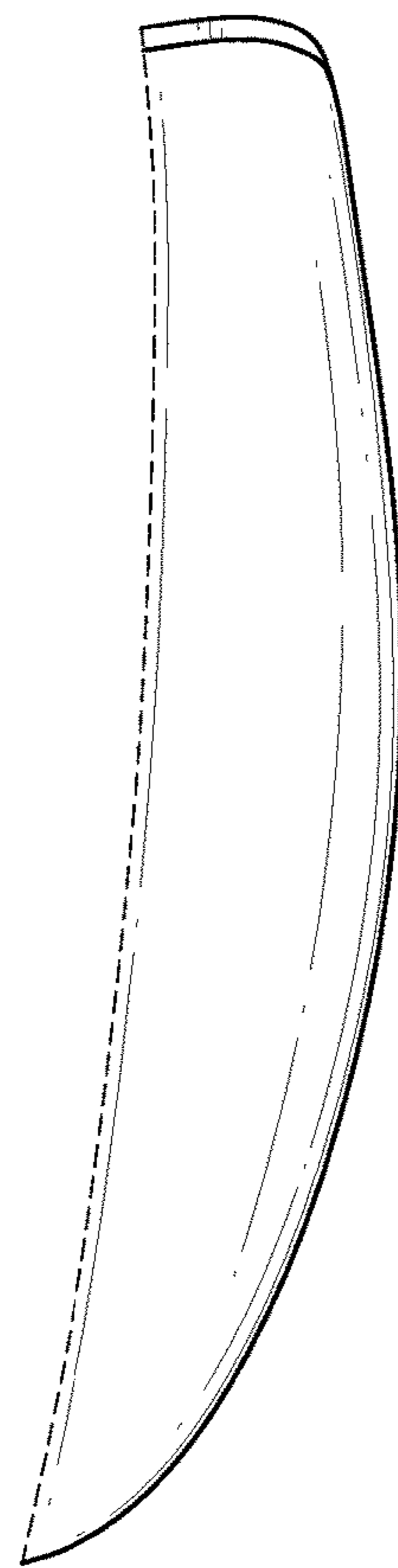


FIG. 5

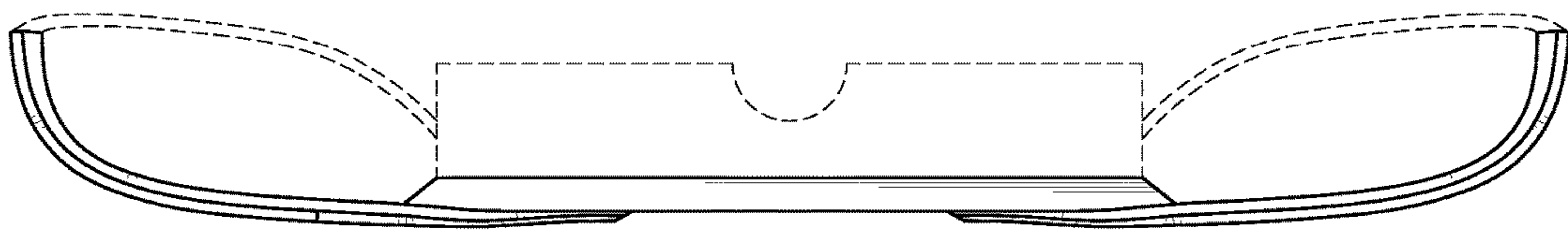


FIG. 6

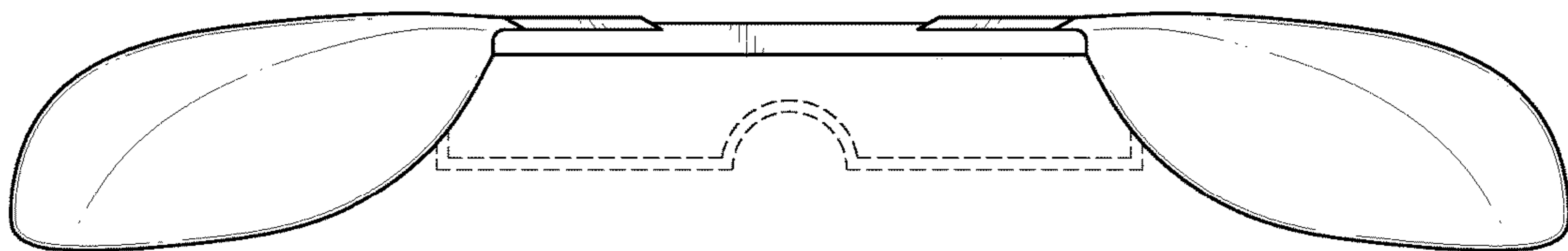
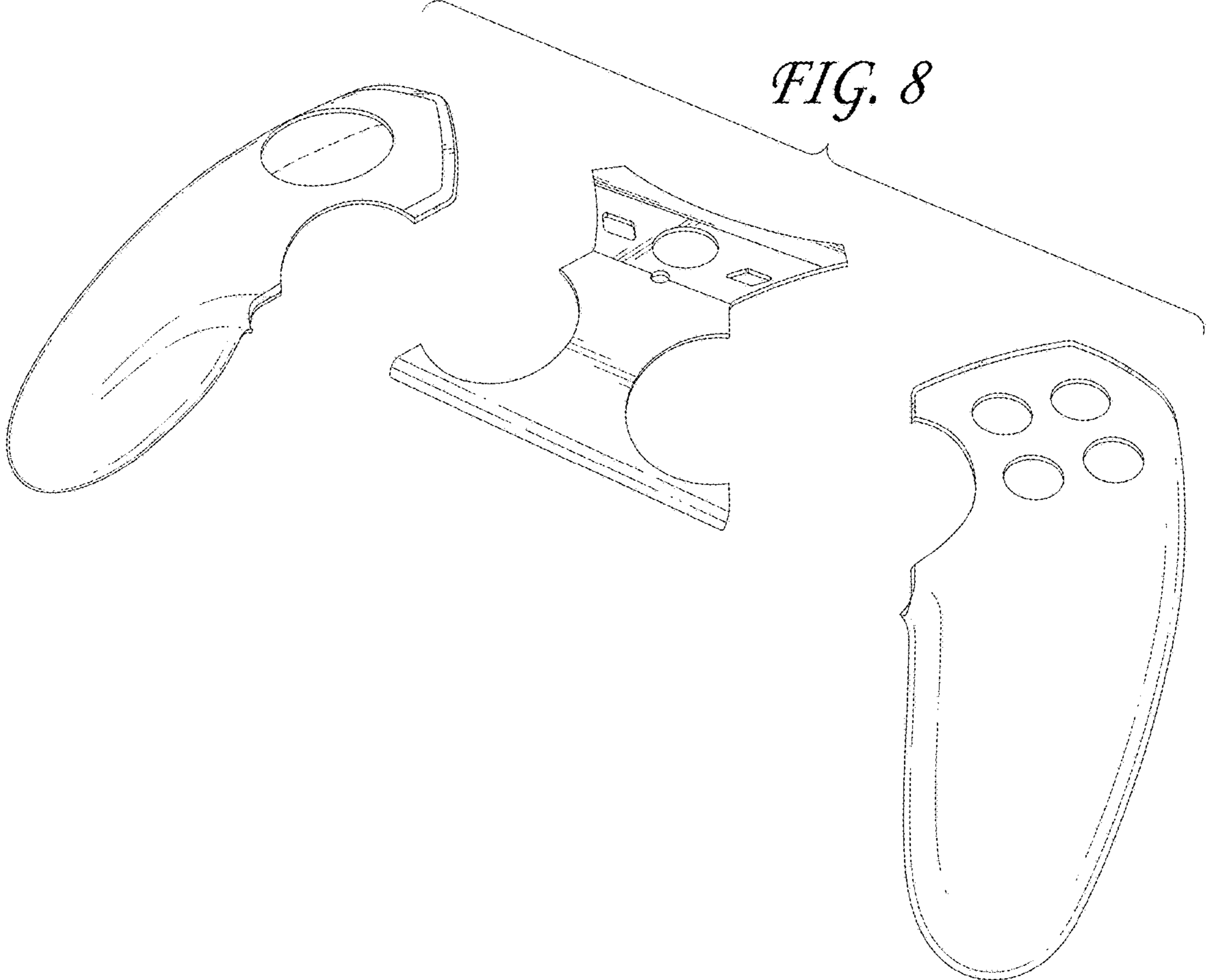


FIG. 7






FIG. 9

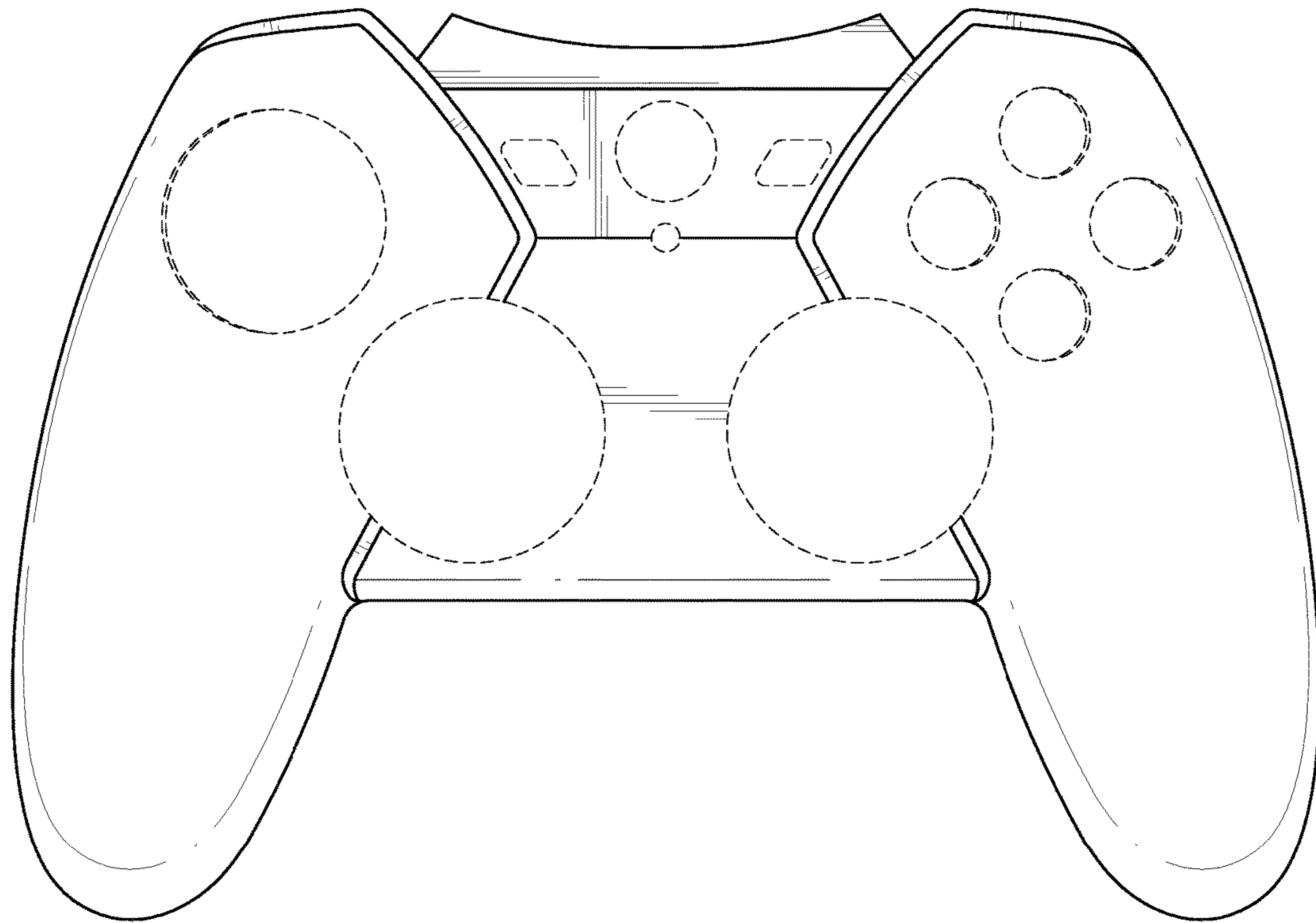


FIG. 10




FIG. 11

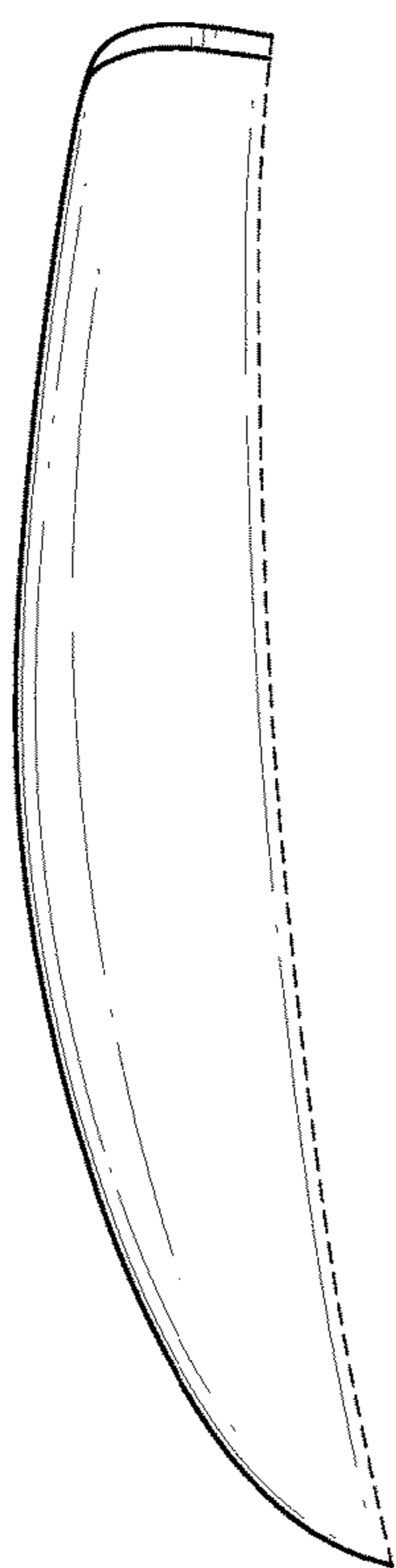


FIG. 12

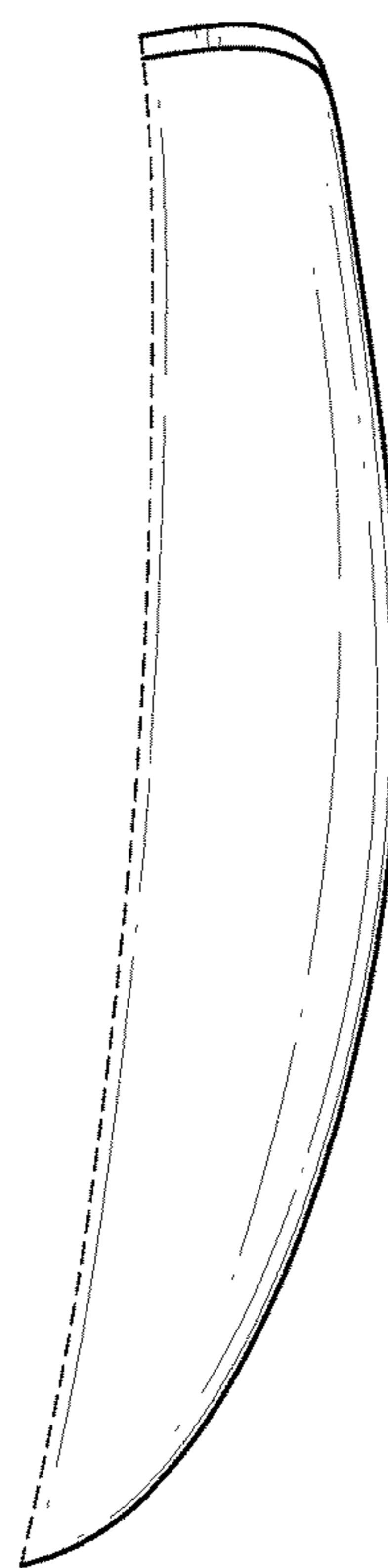


FIG. 13

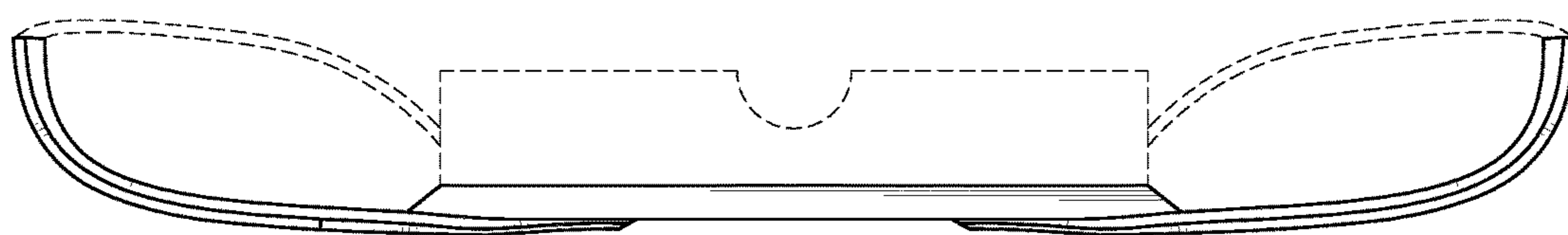


FIG. 14

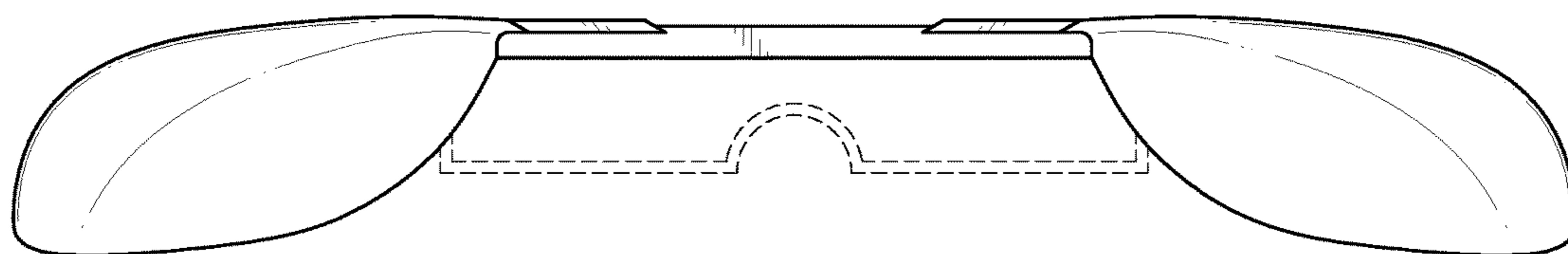


FIG. 15

