



US00D864300S

(12) **United States Design Patent** (10) **Patent No.:** **US D864,300 S**
Pietola (45) **Date of Patent:** **** Oct. 22, 2019**

- (54) **VENDING MACHINE**
- (71) Applicant: **Paavo Pietola**, Helsinki (FI)
- (72) Inventor: **Paavo Pietola**, Helsinki (FI)
- (73) Assignee: **Nordic 24/7 Services OY**, Espoo (FI)
- (**) Term: **15 Years**
- (21) Appl. No.: **29/604,302**
- (22) Filed: **May 16, 2017**
- (30) **Foreign Application Priority Data**

Nov. 17, 2016 (EM) 003467570-0001

- (51) **LOC (12) Cl.** **20-01**
- (52) **U.S. Cl.**
USPC **D20/5**
- (58) **Field of Classification Search**
USPC D20/1-9; D15/79, 81, 89; D99/28
CPC G06Q 20/18; G07F 7/00; G07F 7/025;
G07F 7/08; G07F 7/12; G07F 11/00;
G07F 11/02; G07F 11/62; G07F 11/165;
G07F 7/069; G07F 17/00; G07F 17/40
See application file for complete search history.

(56) **References Cited**

U.S. PATENT DOCUMENTS

- D141,097 S * 5/1945 Pinanski D20/1
- D275,019 S * 8/1984 Morgan, Jr. D20/5
- D404,378 S * 1/1999 Murphy D14/312
- D519,159 S * 4/2006 Worthington D20/1
- D705,824 S * 5/2014 Schaefer D15/81

- D737,343 S * 8/2015 Rinderer D15/81
- D749,674 S * 2/2016 Ibbett D20/1
- D775,245 S * 12/2016 Seo D15/81
- D781,930 S * 3/2017 Ward D15/79
- D833,528 S * 11/2018 Kim D20/1
- D849,354 S * 5/2019 Chen D99/28
- 2012/0151947 A1* 6/2012 Wittern, Jr. F25D 17/065
62/89
- 2014/0312051 A1* 10/2014 Rose, Jr. G07F 11/30
221/124

* cited by examiner

Primary Examiner — Mary Ann Calabrese

Assistant Examiner — Catherine Ho

(74) *Attorney, Agent, or Firm* — Hoffmann & Baron, LLP

(57) **CLAIM**

The ornamental design for a vending machine, as shown and described.

DESCRIPTION

FIG. 1 is a perspective view showing the top, front and right side view of the vending machine of my new design;
 FIG. 2 is a perspective view showing the top, rear and right side view thereof;
 FIG. 3 is a view of the design of FIG. 1 with the front and rear access doors in the open position;
 FIG. 4 is a view of the design of FIG. 2 with the front and rear access doors in the open position;
 FIG. 5 is a front view thereof;
 FIG. 6 is a rear view thereof; and,
 FIG. 7 is a top view thereof.

1 Claim, 6 Drawing Sheets

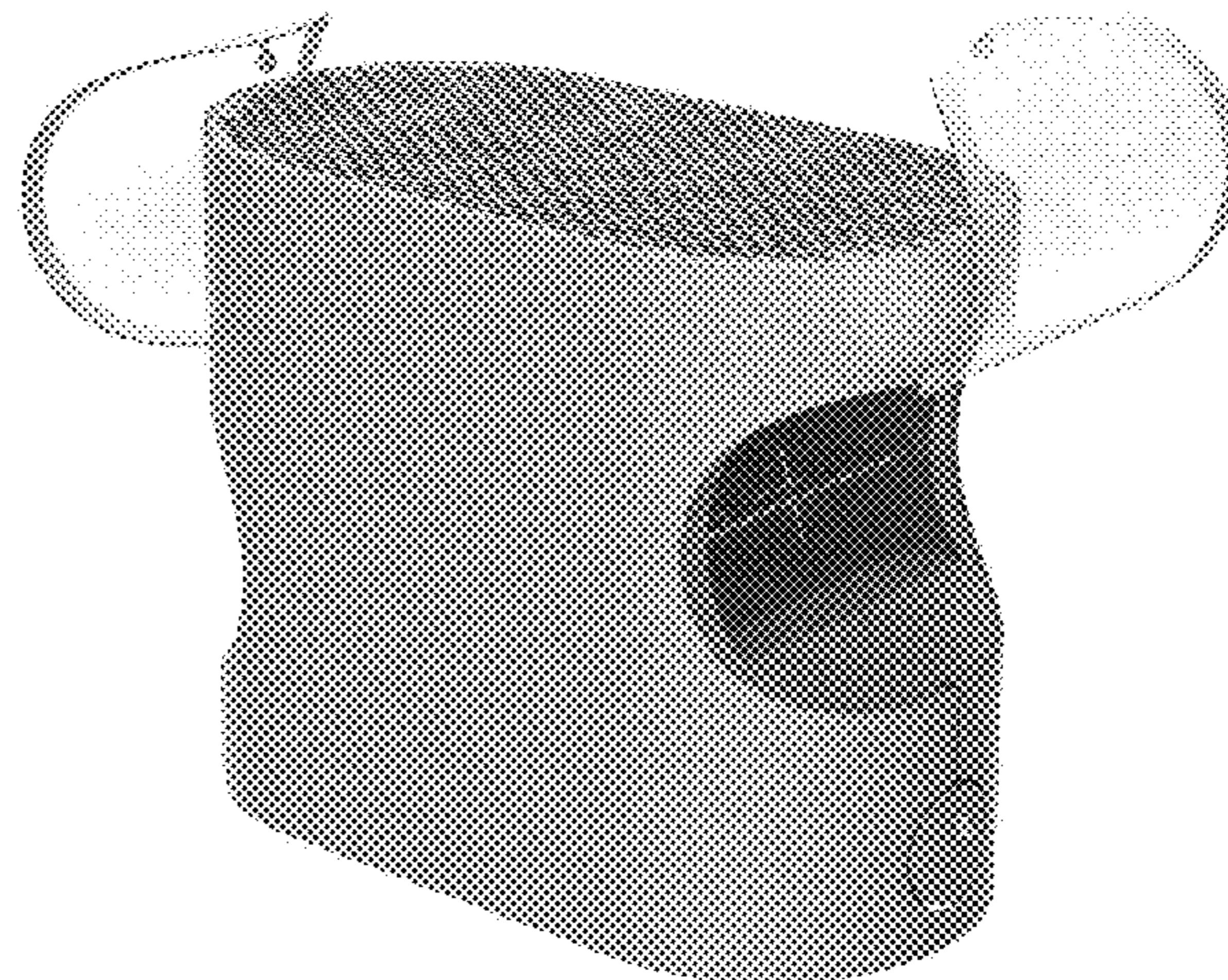



FIG. 1



FIG. 2



FIG. 3




FIG. 4




FIG. 5

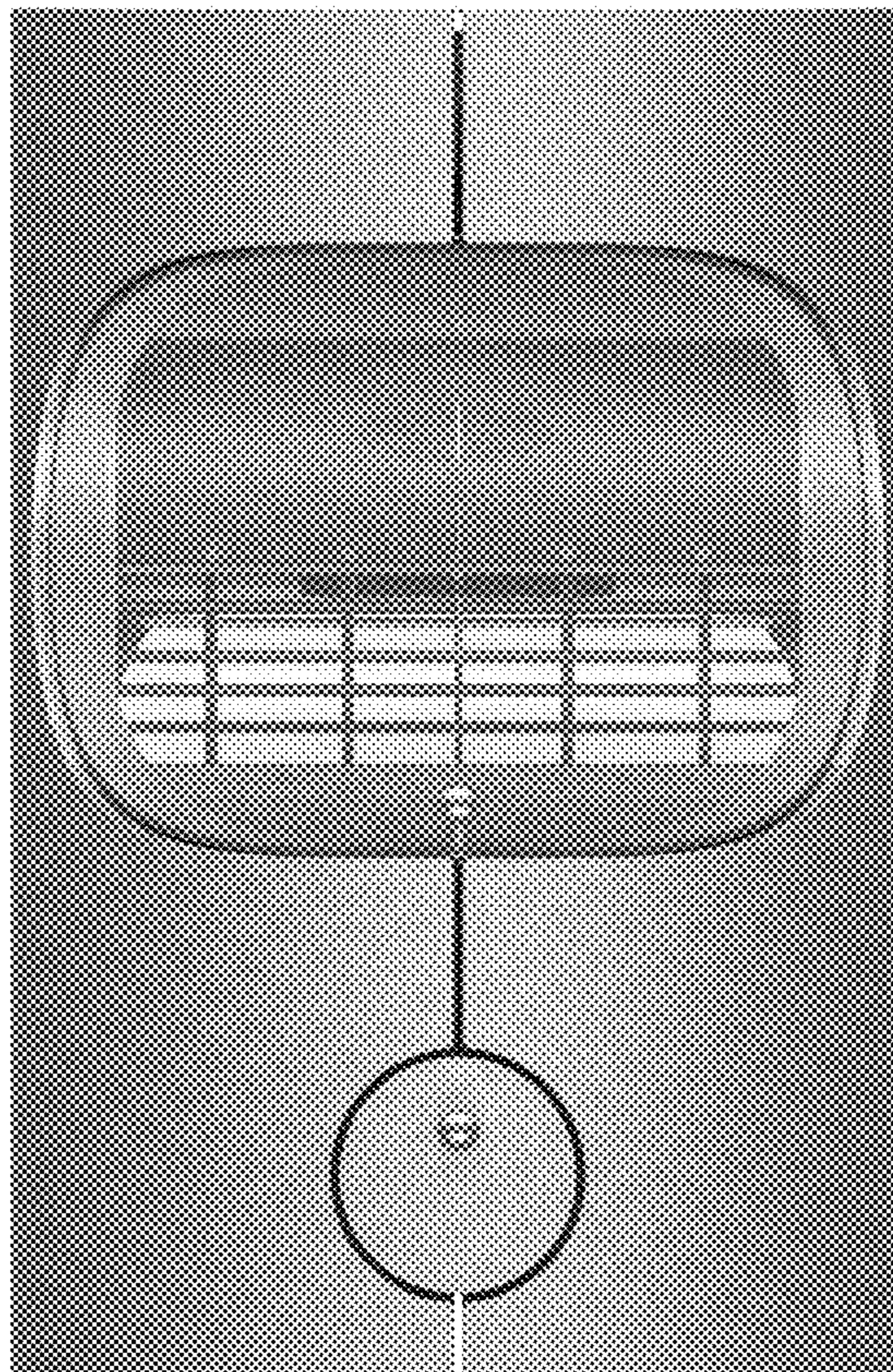


FIG. 6




FIG. 7

