

US00D864260S

(12) **United States Design Patent**
Fisher

(10) **Patent No.:** **US D864,260 S**

(45) **Date of Patent:** **** Oct. 22, 2019**

(54) **COOLER INSERT**

(71) Applicant: **Jason Fisher**, Blairsville, PA (US)

(72) Inventor: **Jason Fisher**, Blairsville, PA (US)

(**) Term: **15 Years**

(21) Appl. No.: **29/640,458**

(22) Filed: **Mar. 14, 2018**

(51) **LOC (12) Cl.** **15-07**

(52) **U.S. Cl.**
USPC **D15/89**

(58) **Field of Classification Search**
USPC D15/79-91; D7/332-337, 402-411,
D7/339-349; D23/397, 259-265;
D8/349, 354
CPC .. F25D 11/00; F25D 17/065; F25D 2325/022;
F25D 23/069; F25D 25/025; F25D 11/02;
F25D 17/062; F25D 21/12; F25D 21/125;
F25D 21/14; F25D 2317/061; F25D
2317/067; F25D 2323/021; F25D
2323/024; F25D 23/028; F25D 23/066;
F25D 23/085; F25D 23/087; F25D
23/126; F25D 2400/02; F25D 2400/06;
F25D 2400/361; F25D 2400/40; F25D
25/005; F25D 25/02; F25D 2600/02;
F25D 2700/02; F25D 2700/12; F25D
2700/121; F25D 2700/14; F25D 29/00

See application file for complete search history.

(56) **References Cited**

U.S. PATENT DOCUMENTS

4,280,336 A 7/1981 Taylor
4,554,798 A * 11/1985 D'Amour F25D 3/08
62/457.5
4,916,923 A 4/1990 Adams et al.
5,101,642 A * 4/1992 Alexandrov B65D 71/36
206/427

5,806,338 A * 9/1998 Schwartz B65D 21/0231
62/457.5
5,901,571 A * 5/1999 Whaley F25D 3/08
62/457.5
6,481,014 B1 11/2002 Banks
6,851,276 B2 2/2005 Perrins
7,003,969 B2 * 2/2006 Powell A47F 3/0452
220/592.12
7,805,959 B2 * 10/2010 Webb F25D 3/08
62/457.3
7,861,552 B1 * 1/2011 Hughes A45C 11/20
62/371
8,230,697 B2 * 7/2012 Lavallee F25D 3/08
62/457.7
D709,336 S * 7/2014 Liebenthal D7/605
8,997,995 B2 * 4/2015 Chitsazan A47G 23/0208
206/541
9,227,776 B2 * 1/2016 Chapel B65D 71/70
9,618,252 B2 4/2017 Andrews
10,010,162 B1 * 7/2018 Woods B65D 25/108
D836,140 S * 12/2018 Jonas D15/89
2011/0030418 A1 2/2011 Starling
2014/0137575 A1 * 5/2014 Guerrero A23B 5/04
62/64

* cited by examiner

Primary Examiner — Khawaja Anwar

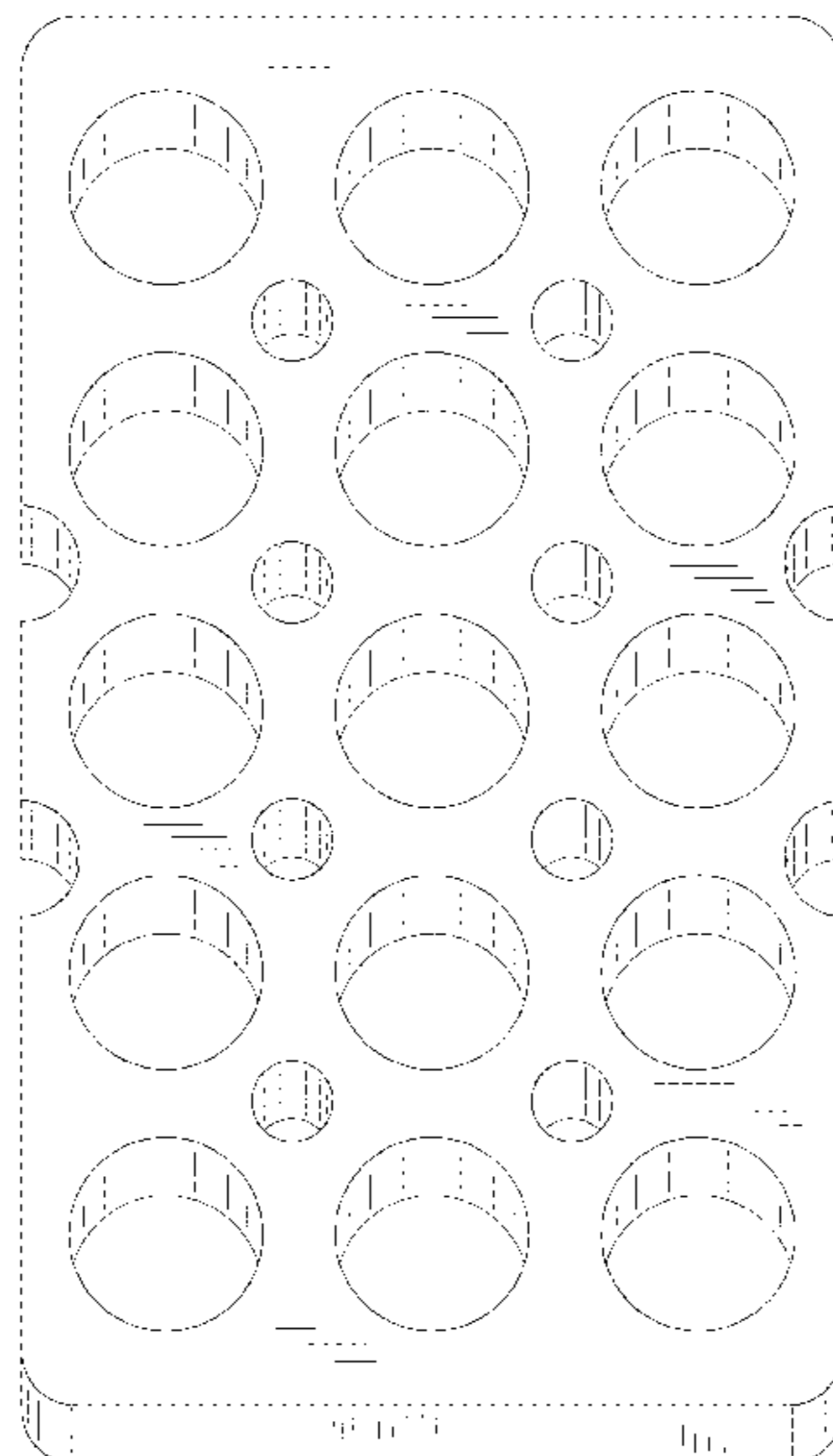
(57) **CLAIM**

The ornamental design for a cooler insert, as shown and described.

DESCRIPTION

FIG. 1 is a front view of a cooler insert showing my new design, a rear view being identical;
FIG. 2 is a left side view of the cooler insert, a right side view being identical;
FIG. 3 is a top view of the cooler insert, a bottom view being identical; and,
FIG. 4 is a front bottom perspective view of the cooler insert, a front top view being a mirror image thereof.

1 Claim, 4 Drawing Sheets






FIG. 1




FIG. 2

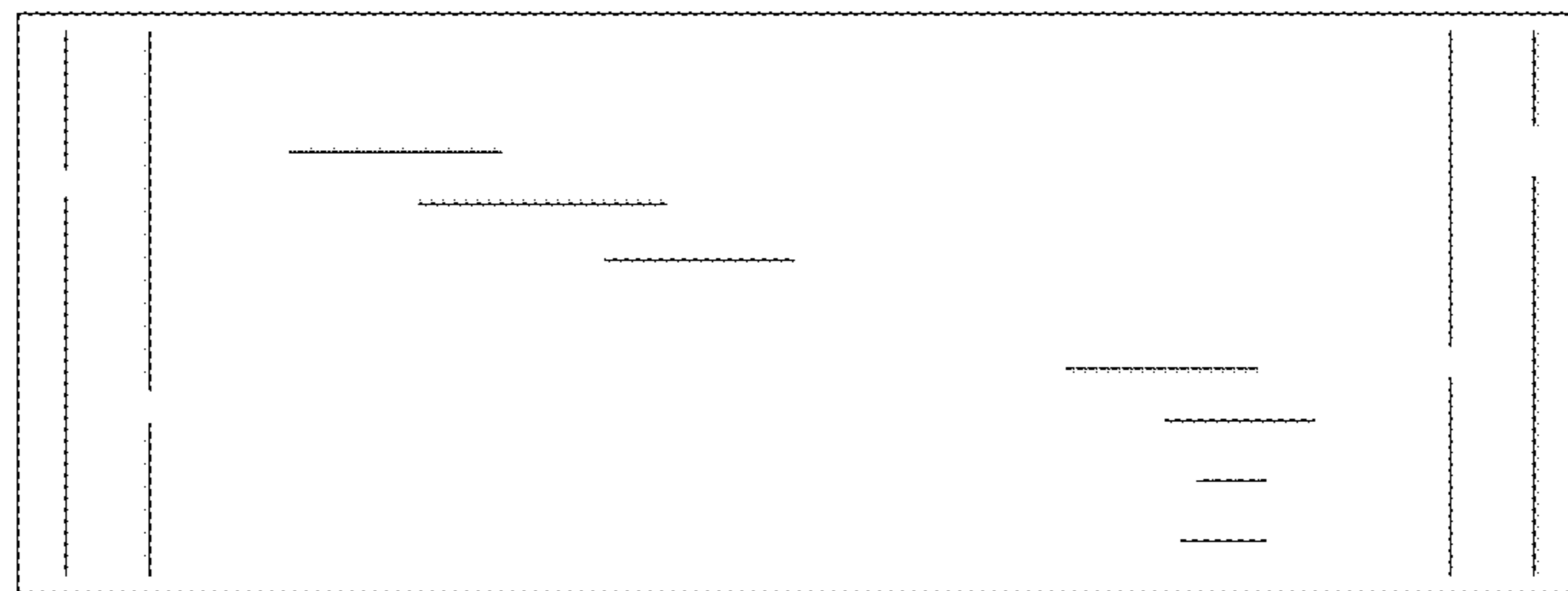


FIG. 3

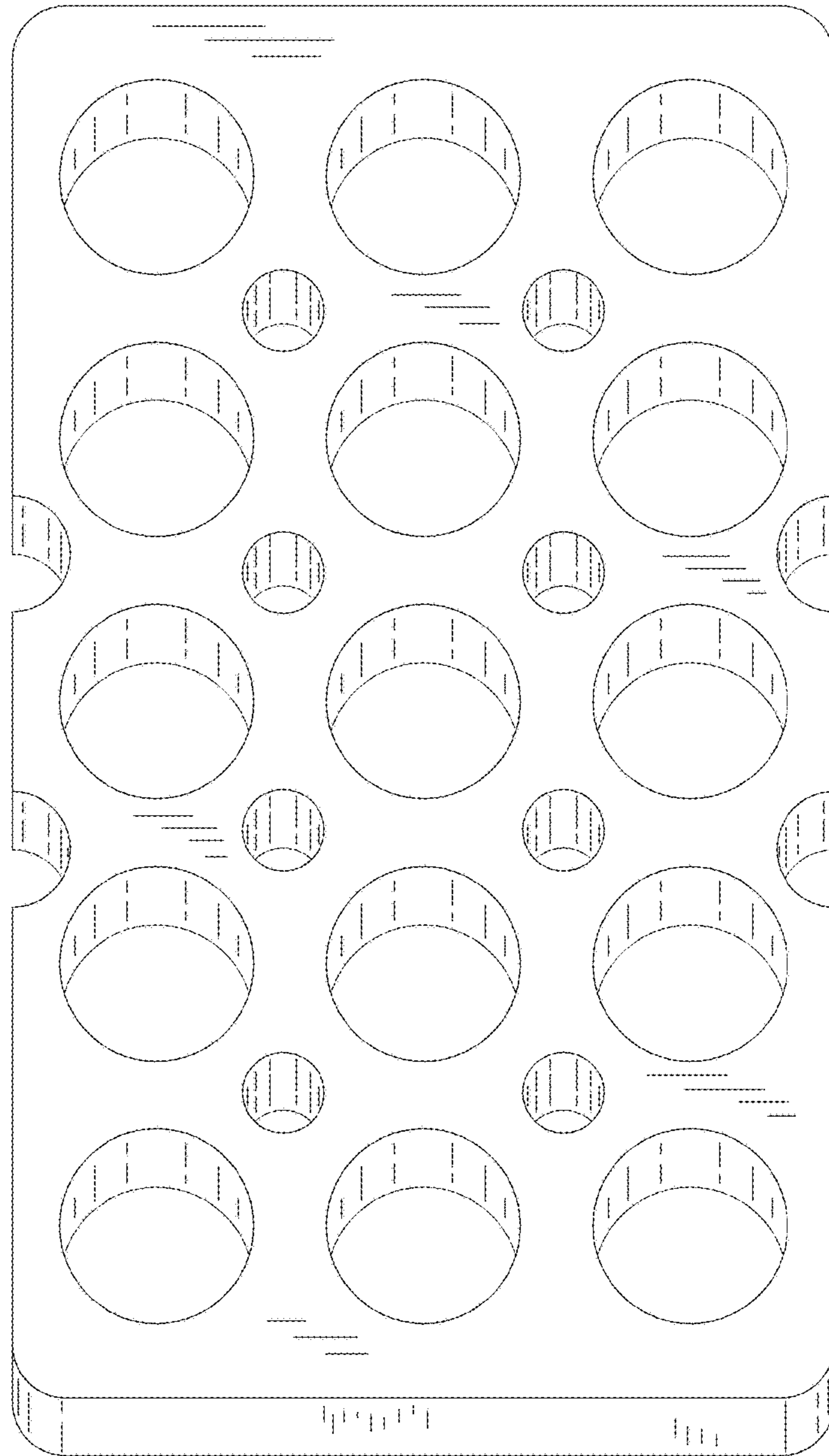


FIG. 4