



US00D864258S

(12) **United States Design Patent**
Andrews

(10) **Patent No.: US D864,258 S**
(45) **Date of Patent: ** Oct. 22, 2019**

- (54) **GROUND ENGAGING ELEMENT FOR AGRICULTURAL TILLAGE APPARATUS**
- (71) Applicant: **K S Paterson Nominees Pty Ltd, Bute (AU)**
- (72) Inventor: **Russell Andrews, Toowoomba (AU)**
- (73) Assignee: **K S Paterson Nominees Pty Ltd, Bute (AU)**
- (**) Term: **15 Years**
- (21) Appl. No.: **29/640,023**
- (22) Filed: **Mar. 12, 2018**
- (51) **LOC (12) Cl. 15-03**
- (52) **U.S. Cl.**
USPC **D15/28; D15/29**
- (58) **Field of Classification Search**
USPC D15/10, 11, 27, 28, 29, 33, 17, 12, 13, D15/21; 172/579, 311, 568, 612, 468, 172/637, 662, 684.5, 689, 551, 576, 595, 172/455, 518, 527, 567, 586, 142, 152, 172/154, 178, 181, 196, 442, 440, 441, 172/314, 548, 454, 583, 140, 776, 22, 172/145-147, 175, 669, 657; 111/185, 111/200, 177, 183; 221/266, 265, 277
CPC A01B 23/06; A01B 21/08; A01B 31/00; A01B 15/16; A01C 5/064; A01C 5/00; A01C 7/08; A01C 7/12; A01C 7/046; A01C 7/044; A01C 7/042; A01C 7/02; A01C 7/06; A01C 7/128; A01C 9/00; A01C 21/005; A01C 19/00; C21D 9/0068; Y10S 111/90
See application file for complete search history.

(56) **References Cited**

U.S. PATENT DOCUMENTS

- 488,514 A * 12/1892 Arnold A01B 23/06
172/604
- 662,275 A * 11/1900 Kirlin E02F 3/815
172/252

- 849,329 A * 4/1907 Colthar B21D 51/24
172/604
- 1,077,288 A * 11/1913 McKee A01B 23/06
172/604
- 2,805,534 A * 9/1957 Robertson A01B 21/08
172/558
- 4,083,413 A * 4/1978 Miller A01B 23/06
172/601
- 4,305,272 A * 12/1981 Johnson C21D 9/0068
148/640
- 4,420,048 A * 12/1983 Peterson A01B 23/06
172/568
- 4,577,699 A * 3/1986 Rottinghaus A01B 61/04
172/570
- D437,326 S * 2/2001 Koberlein D15/11
- D467,944 S * 12/2002 Stark D15/29
- D469,447 S * 1/2003 Stark D15/29
- D624,938 S * 10/2010 Kelly A01B 23/06
D15/28

(Continued)

Primary Examiner — Mark A Goodwin

(74) *Attorney, Agent, or Firm* — Marshall, Gerstein & Borun LLP

(57) **CLAIM**

The ornamental design of a ground engaging element for an agricultural tillage apparatus, as shown and described.

DESCRIPTION

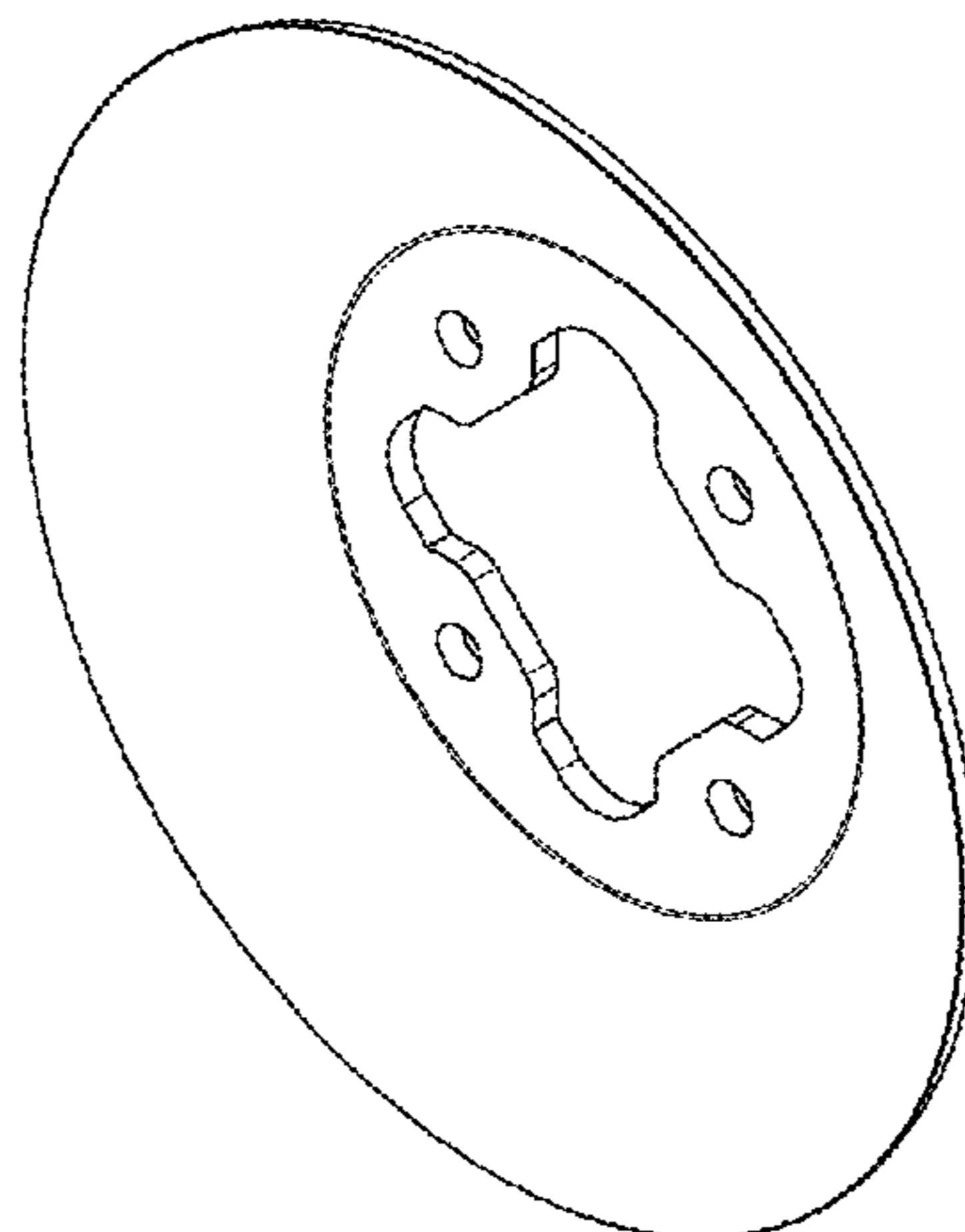
FIG. 1 is a top and side view of a ground engaging element for an agricultural tillage apparatus, showing the new design.

FIG. 2 is a top plan view.

FIG. 3 is a side elevation view. The view from all sides is the same; and,

FIG. 4 is a back and side view.

1 Claim, 3 Drawing Sheets



(56)

References Cited

U.S. PATENT DOCUMENTS

8,517,119 B2 * 8/2013 Pineda A01C 5/064
111/163
D694,286 S * 11/2013 Bruce D15/11
D712,437 S * 9/2014 Wilhelmi A01C 19/02
D15/28
D718,345 S * 11/2014 Whalen D15/11
D736,269 S * 8/2015 Paterson D15/29
D748,680 S * 2/2016 Ainge D15/29
D780,814 S * 3/2017 Ainge D15/29
D821,451 S * 6/2018 Paterson D15/28
D823,902 S * 7/2018 Paterson D15/28
D847,871 S * 5/2019 Ainge D15/29
2017/0013770 A1 * 1/2017 Ainge A01B 23/06

* cited by examiner

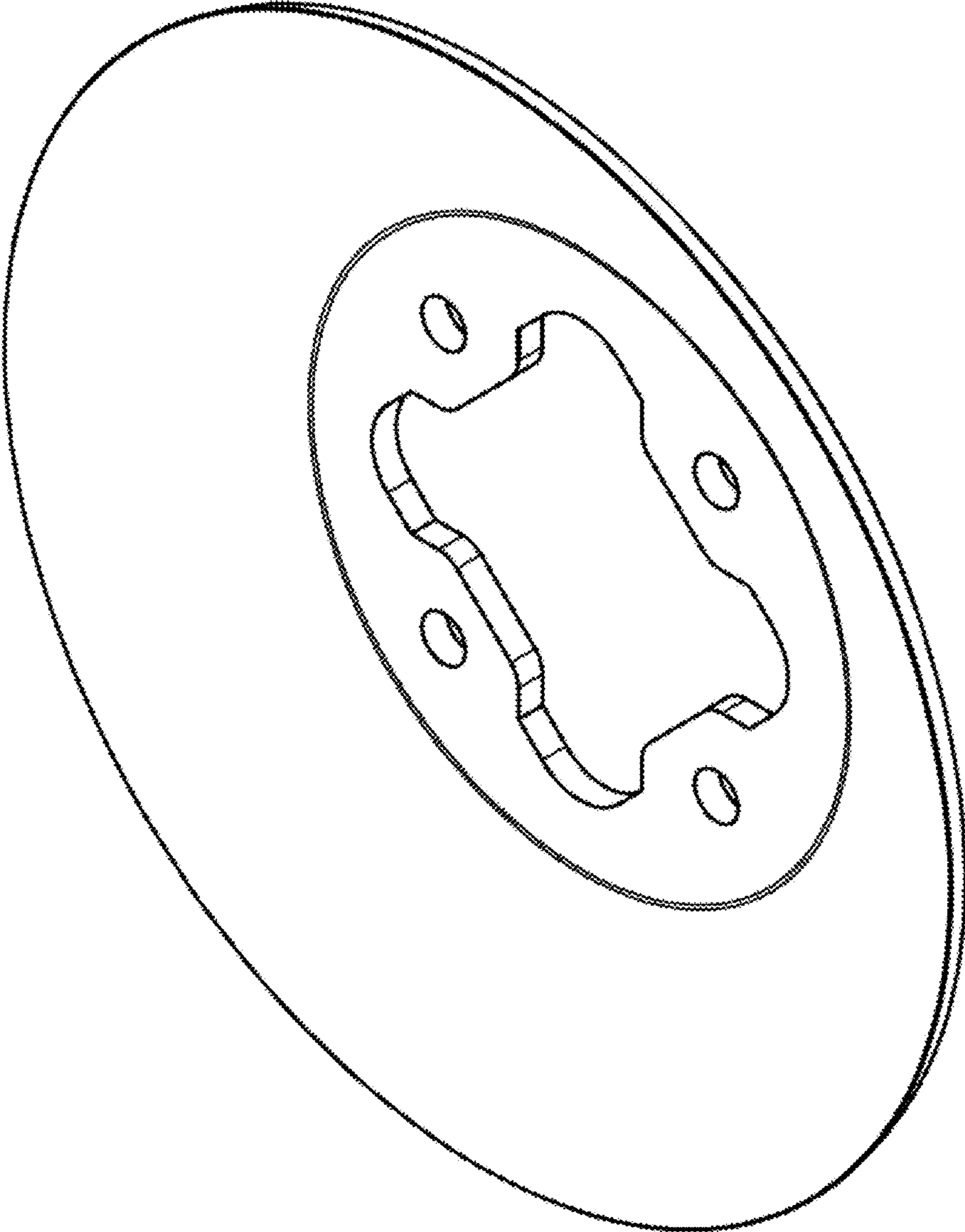


Fig. 1

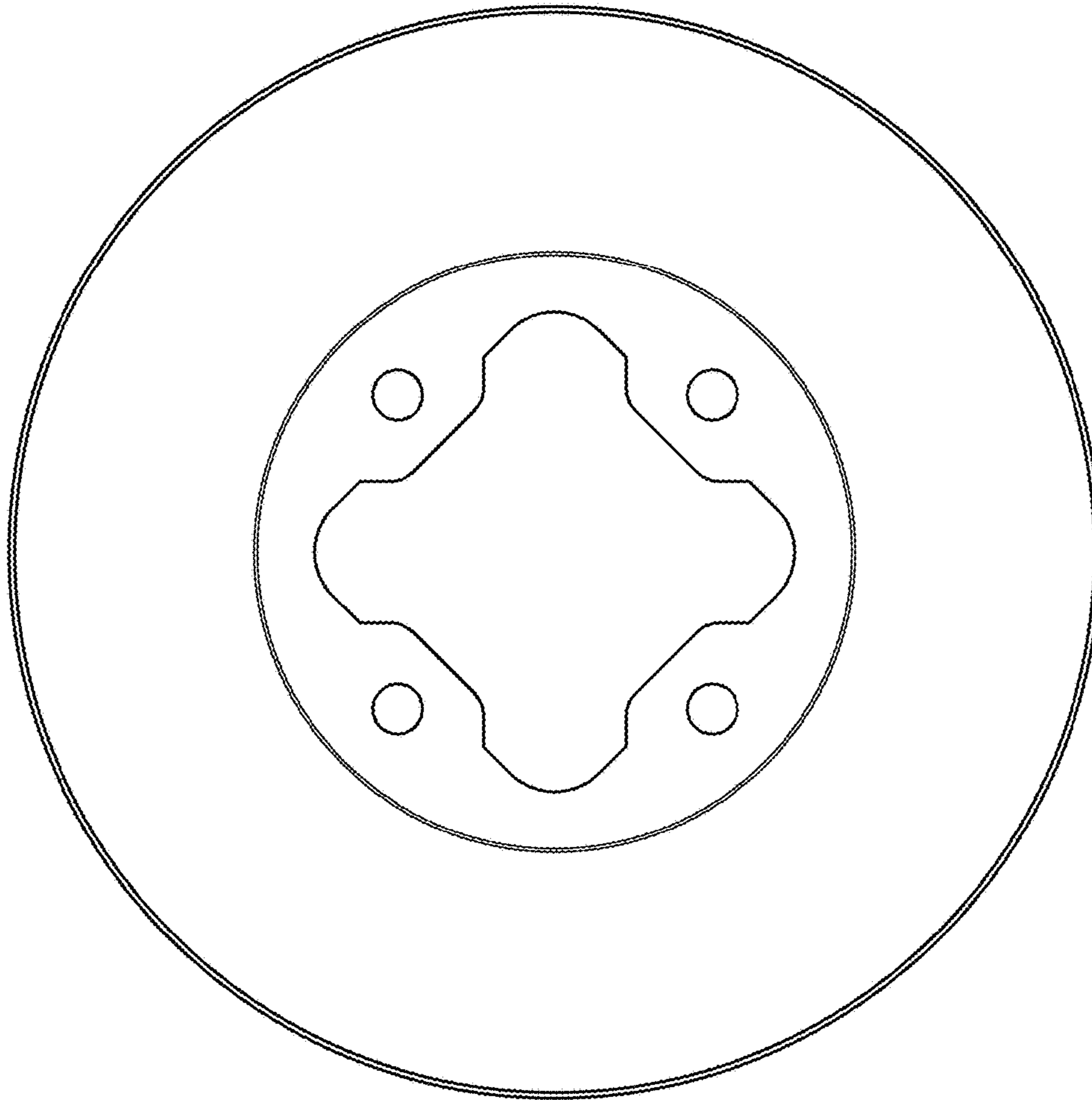


Fig. 2




Fig. 3

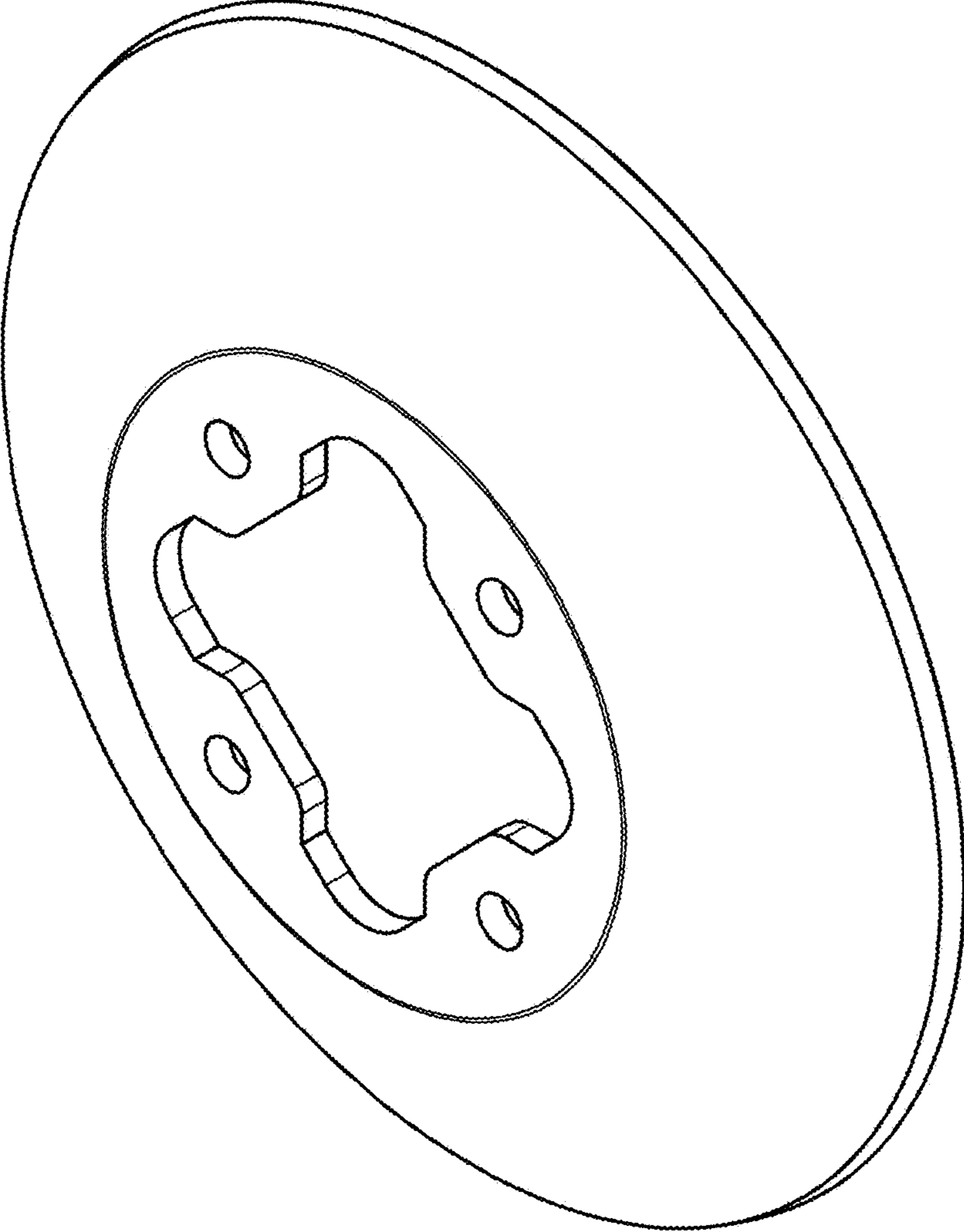


Fig. 4