

US00D864234S

(12) **United States Design Patent**
Canna

(10) **Patent No.:** **US D864,234 S**

(45) **Date of Patent:** **** Oct. 22, 2019**

(54) **PORTION OF A DISPLAY PANEL WITH A SET OF COMPUTER ICON IMAGES**

(71) Applicant: **Boekel Scientific**, Feasterville, PA (US)

(72) Inventor: **Brian Canna**, Newtown, PA (US)

(73) Assignee: **Boekel Scientific**, Feasterville, PA (US)

(**) Term: **15 Years**

(21) Appl. No.: **29/653,368**

(22) Filed: **Jun. 14, 2018**

(51) **LOC (12) Cl.** **14-04**

(52) **U.S. Cl.**
USPC **D14/486**; D14/489; D14/490; D14/492

(58) **Field of Classification Search**
USPC D14/485–495
CPC ... B60K 37/00; G06F 3/0481; G06F 3/04845;
G06F 3/04817; G06F 17/212; G06F
19/3406; G06T 13/80; G06T 15/02
See application file for complete search history.

(56) **References Cited**

U.S. PATENT DOCUMENTS

5,903,254	A *	5/1999	Mundt	G06F 1/3203	715/846
D437,859	S *	2/2001	Alvarez	D14/489	
7,127,276	B2 *	10/2006	Okagaki	G06F 3/0482	455/566
D649,557	S *	11/2011	Duchene	D14/488	
D678,189	S *	3/2013	Fitch	D13/107	
D701,534	S *	3/2014	Jang	D14/492	
D709,096	S *	7/2014	Matas	D14/492	
D711,914	S *	8/2014	Francisco	D14/489	
D726,210	S *	4/2015	Angelides	D14/486	
D753,669	S *	4/2016	Chen	D14/485	
D755,215	S *	5/2016	Lee	D14/486	
D765,698	S *	9/2016	Kwon	D14/486	
D767,628	S *	9/2016	Kim	D14/488	

D778,303	S *	2/2017	Deusing	D14/486
D822,055	S *	7/2018	Canna	D14/489
D843,405	S *	3/2019	Amini	D14/486
D845,984	S *	4/2019	Malahy	D14/486
D845,990	S *	4/2019	Gao	D14/488
D846,583	S *	4/2019	Martin	D14/486
D847,851	S *	5/2019	Yan	D14/488
2009/0265628	A1 *	10/2009	Bamford	G06F 3/0482
					715/702

(Continued)

Primary Examiner — Philip S Hyder

Assistant Examiner — Cary M Robinson

(74) *Attorney, Agent, or Firm* — Ballard Spahr LLP

(57) **CLAIM**

I claim the ornamental design for a portion of a display panel with a set of computer icon images, as shown and described.

DESCRIPTION

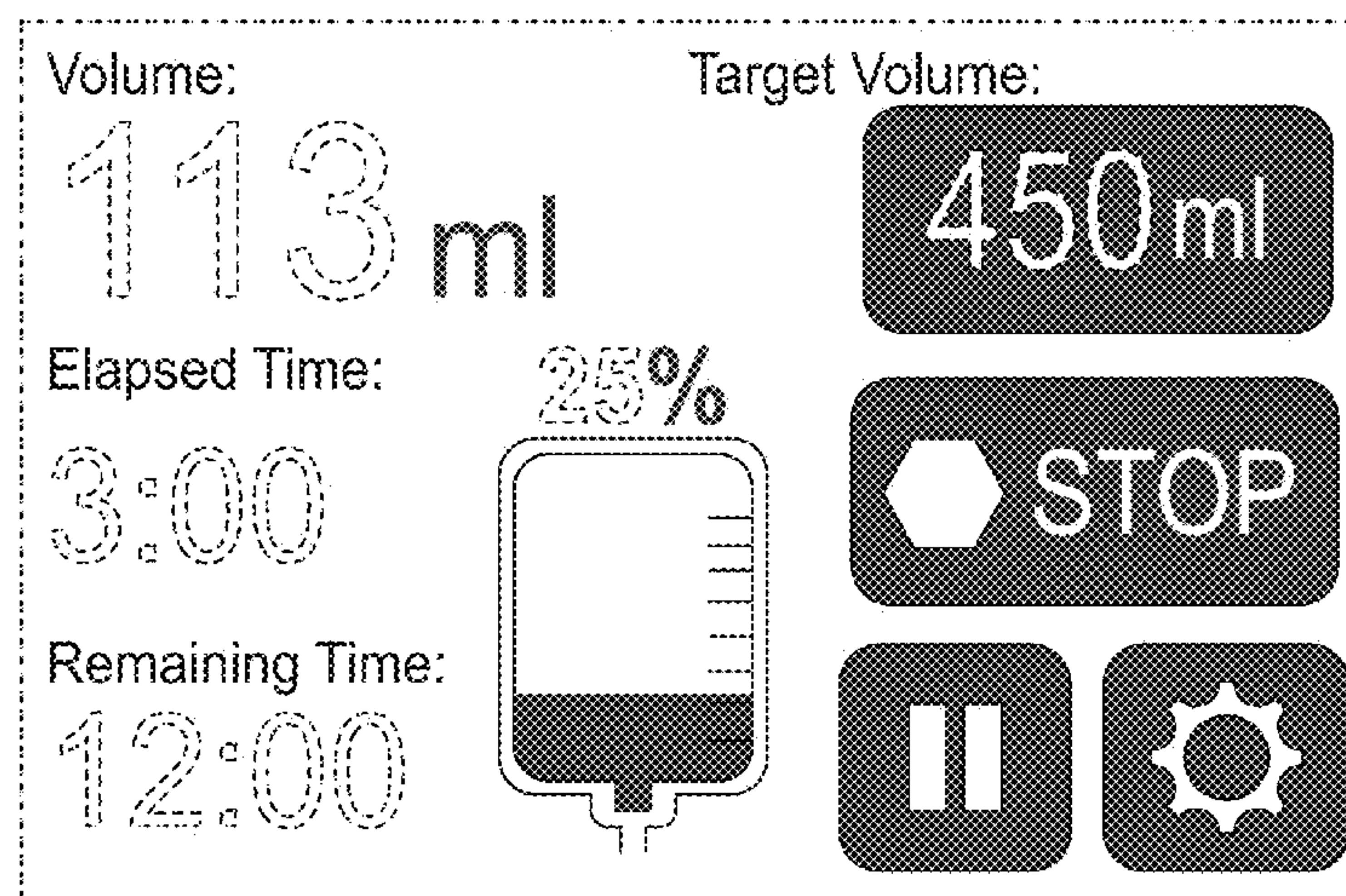
The patent or application file contains at least one drawing executed in color. Copies of this patent or patent application publication with color drawing(s) will be provided by the Office upon request and payment of the necessary fee.

FIG. 1 is a front view of a display panel or portion thereof with a set of computer icon images showing an embodiment of the claimed design; and,

FIG. 2 is a front view of a display panel or portion thereof with a set of computer icon images showing a second embodiment of the claimed design.

The claimed designs are directed to a graphical user interface comprising computer-generated icons embodied in a display panel. The claimed designs are directed to the collective appearance of the images shown. The broken line at the periphery of the figures illustrates the portion of a display panel, and the remaining broken lines illustrate portions of the computer icon images. None of the broken lines form part of the claimed design.

1 Claim, 2 Drawing Sheets
(1 of 2 Drawing Sheet(s) Filed in Color)



(56)

References Cited

U.S. PATENT DOCUMENTS

2010/0182341 A1* 7/2010 Lee G06F 3/0482
345/635
2013/0187780 A1* 7/2013 Angelides A61B 5/0002
340/573.1
2013/0311318 A1* 11/2013 Librizzi G06Q 10/00
705/26.3
2015/0066677 A1* 3/2015 Bowles G06Q 30/08
705/26.3

* cited by examiner

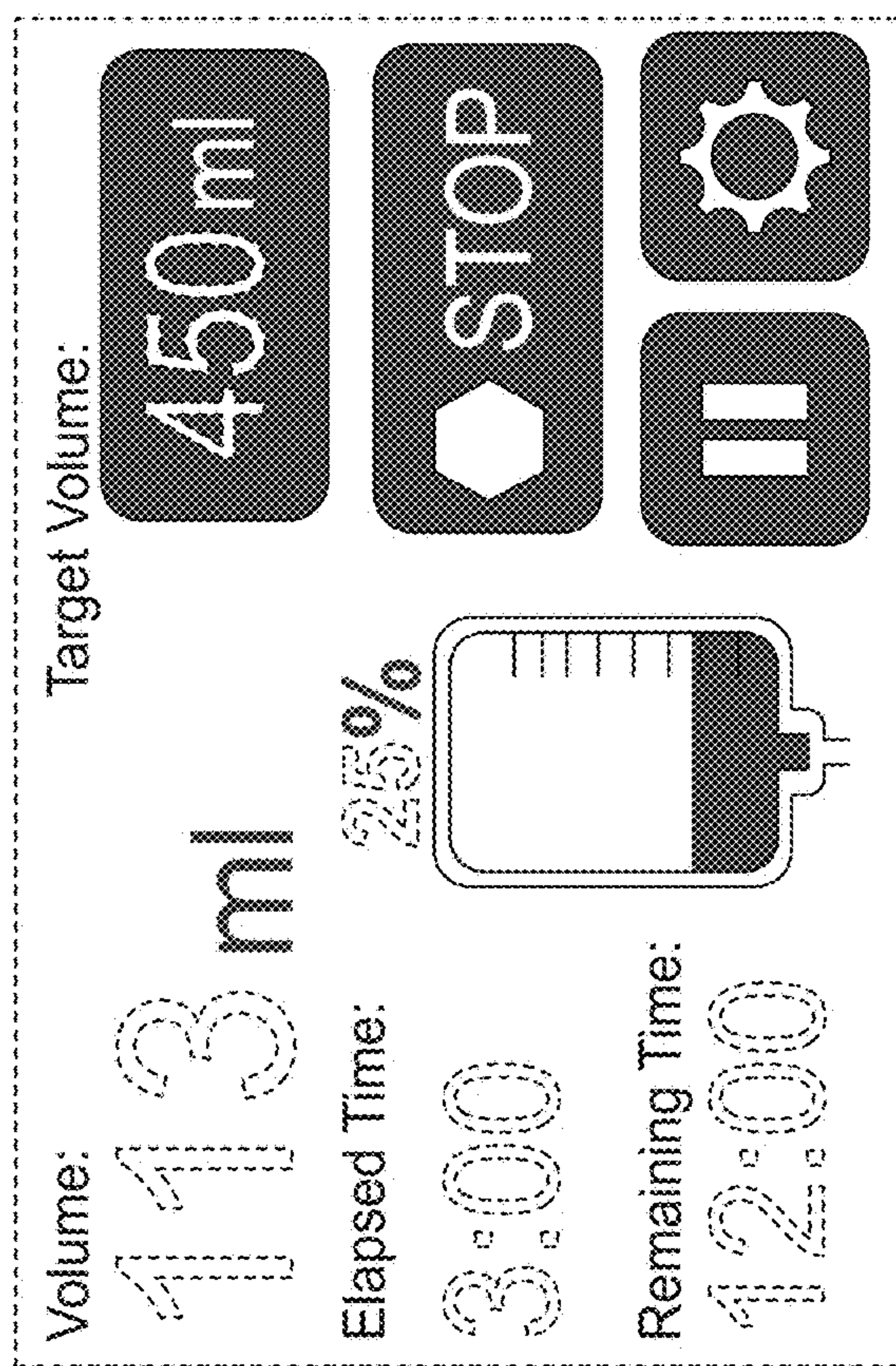


FIG. 1

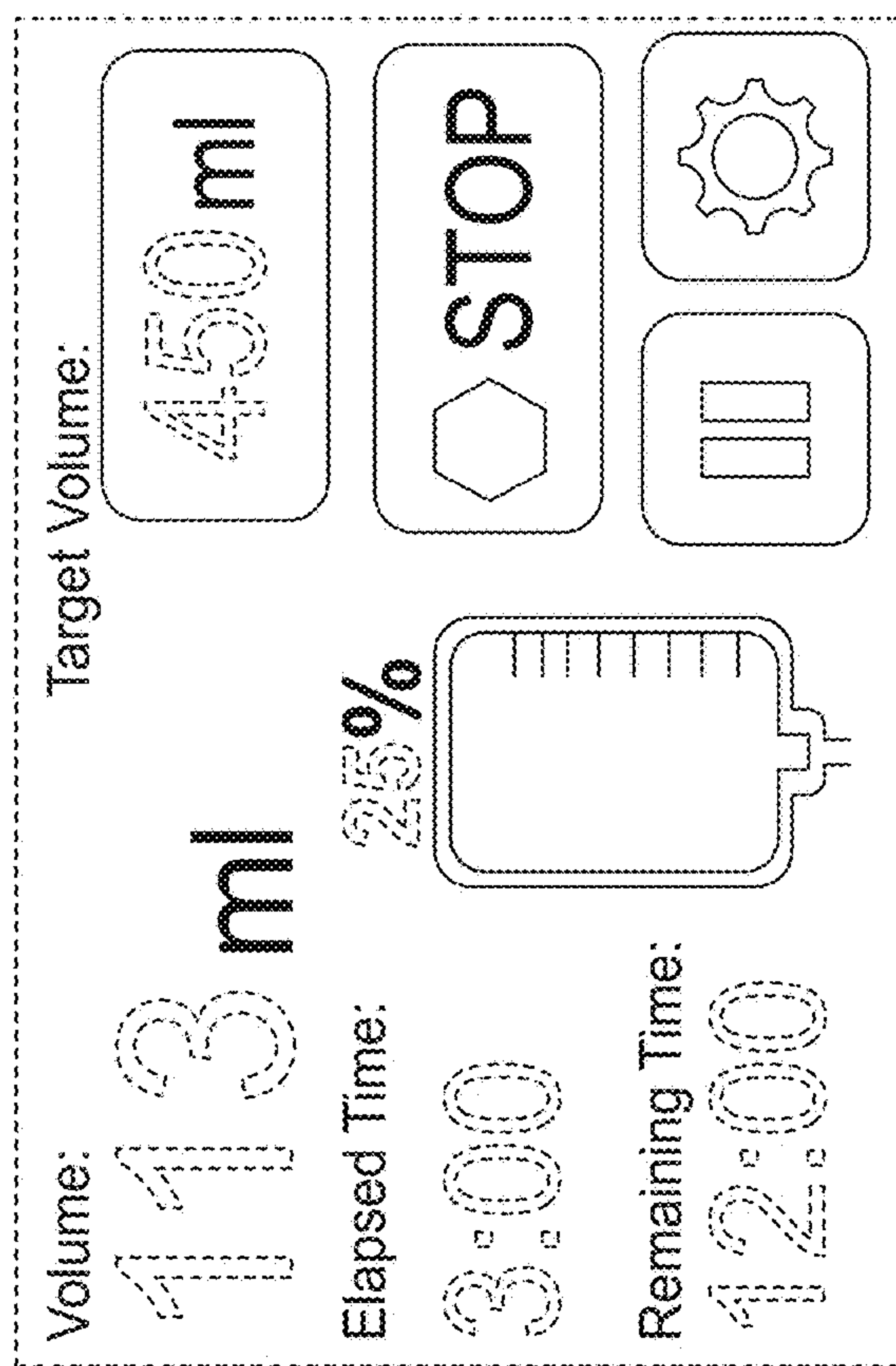


FIG. 2