

US00D864213S

(12) **United States Design Patent**  
**Yang et al.**

(10) **Patent No.:** **US D864,213 S**  
(45) **Date of Patent:** **\*\* Oct. 22, 2019**

- (54) **USB FLASH DISK**
- (71) Applicant: **Shenzhen Longsys Electronics Co., Ltd., Shenzhen (CN)**
- (72) Inventors: **Li-Qing Yang, Shenzhen (CN); Fu Zhou, Shenzhen (CN); Ping Wang, Shenzhen (CN)**
- (73) Assignee: **Shenzhen Longsys Electronics Co., Ltd., Shenzhen (CN)**
- (\*\*) Term: **15 Years**
- (21) Appl. No.: **29/647,145**
- (22) Filed: **May 10, 2018**
- (30) **Foreign Application Priority Data**  
Feb. 7, 2018 (CN) ..... 2018 3 0059716
- (51) **LOC (12) Cl.** ..... **14-03**
- (52) **U.S. Cl.**  
USPC ..... **D14/480.5**
- (58) **Field of Classification Search**  
USPC ..... D14/480.1-480.7, 435.1, 411, 433, 436, D14/484.1, 137, 155, 203.1-203.8, 240, D14/242; D13/133, 154  
CPC ..... H05K 5/0278; G06K 19/07732  
See application file for complete search history.

- D706,787 S \* 6/2014 Emami ..... D14/480.7
- D707,234 S \* 6/2014 Tan ..... D14/480.1
- D754,138 S \* 4/2016 Otsuka ..... D14/480.1
- D757,734 S \* 5/2016 Emami ..... D14/480.7
- D759,028 S \* 6/2016 Emami ..... D14/480.1
- D803,841 S \* 11/2017 Kim ..... D14/480.1
- D827,649 S \* 9/2018 Shim ..... D14/435.1
- D836,647 S \* 12/2018 Wei ..... D14/480.7
- D842,308 S \* 3/2019 Shim ..... D14/480.5

\* cited by examiner

*Primary Examiner* — Angela J Lee

(74) *Attorney, Agent, or Firm* — ScienBiziP, P.C.

(57) **CLAIM**

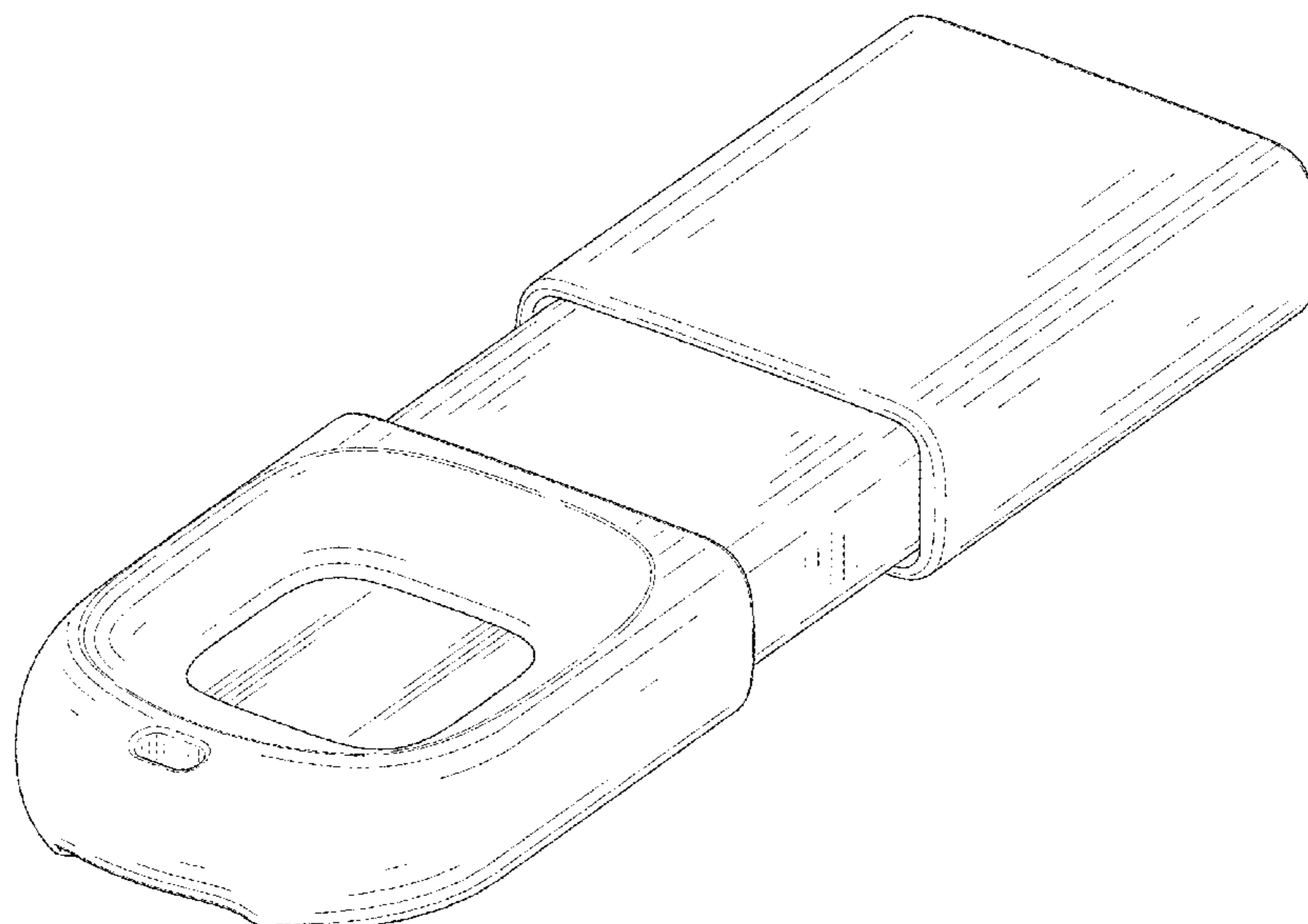
The ornamental design for an USB flash disk, as shown and described.

**DESCRIPTION**

FIG. 1 is a front perspective view of a first embodiment of an USB flash disk showing the claimed new design;  
 FIG. 2 is a rear perspective view of a first embodiment of the USB flash disk showing the claimed new design;  
 FIG. 3 is a front elevational view of the USB flash disk of FIG. 1;  
 FIG. 4 is a rear elevational view of the USB flash disk of FIG. 1;  
 FIG. 5 is a left side elevational view of the USB flash disk of FIG. 1;  
 FIG. 6 is a right side elevational view of the USB flash disk of FIG. 1;  
 FIG. 7 is a bottom plan view of the USB flash disk of FIG. 1; and,  
 FIG. 8 is a front perspective view of the USB flash disk of FIG. 1 where the USB connector is movable to cover the USB connector.

**1 Claim, 8 Drawing Sheets**

- (56) **References Cited**  
U.S. PATENT DOCUMENTS  
D583,374 S \* 12/2008 Otsuka ..... D14/480.5  
D622,276 S \* 8/2010 Tran ..... D14/480.1  
D673,576 S \* 1/2013 Lin ..... D14/480.7  
D692,903 S \* 11/2013 Lin ..... D14/480.7



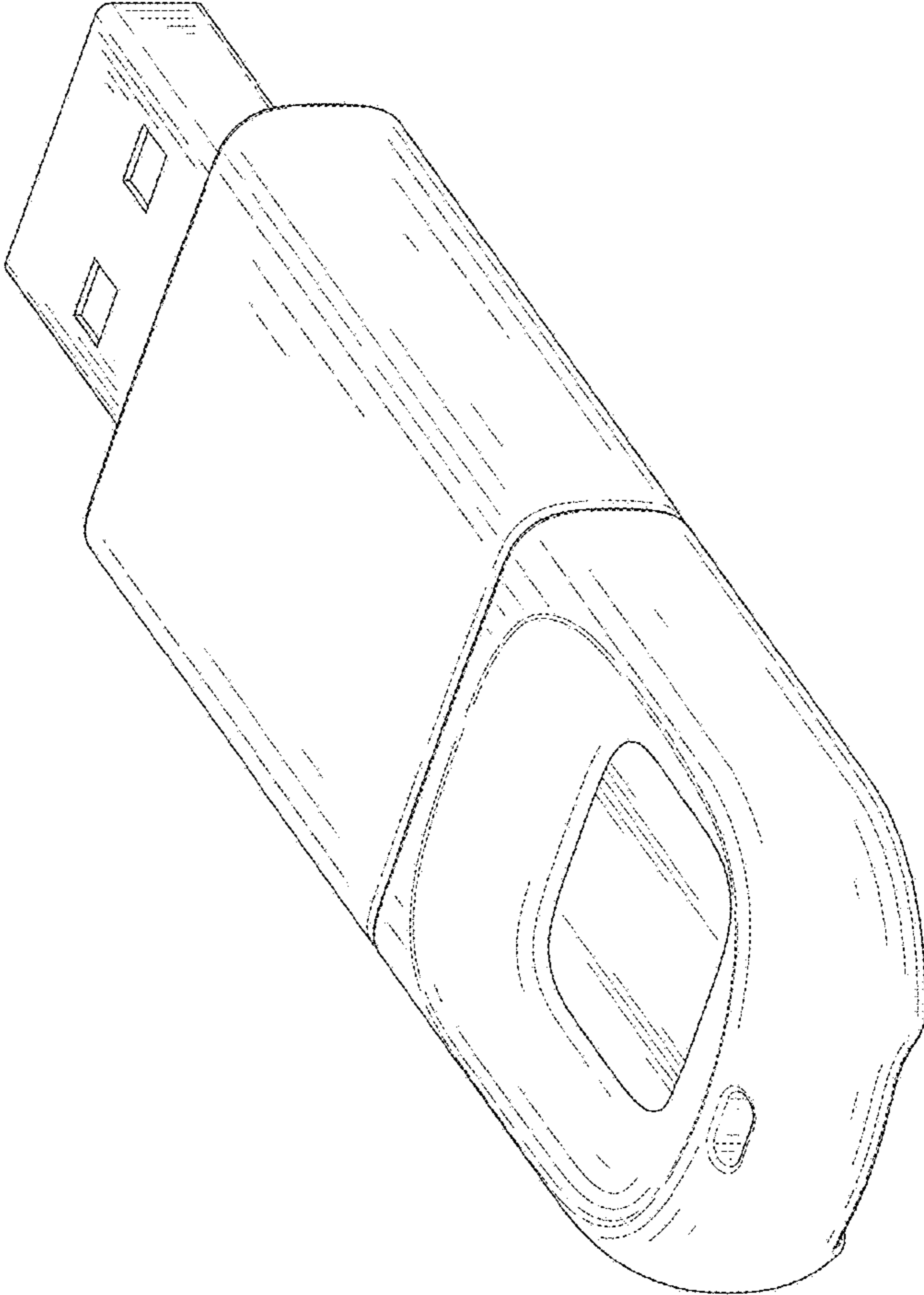


FIG. 1

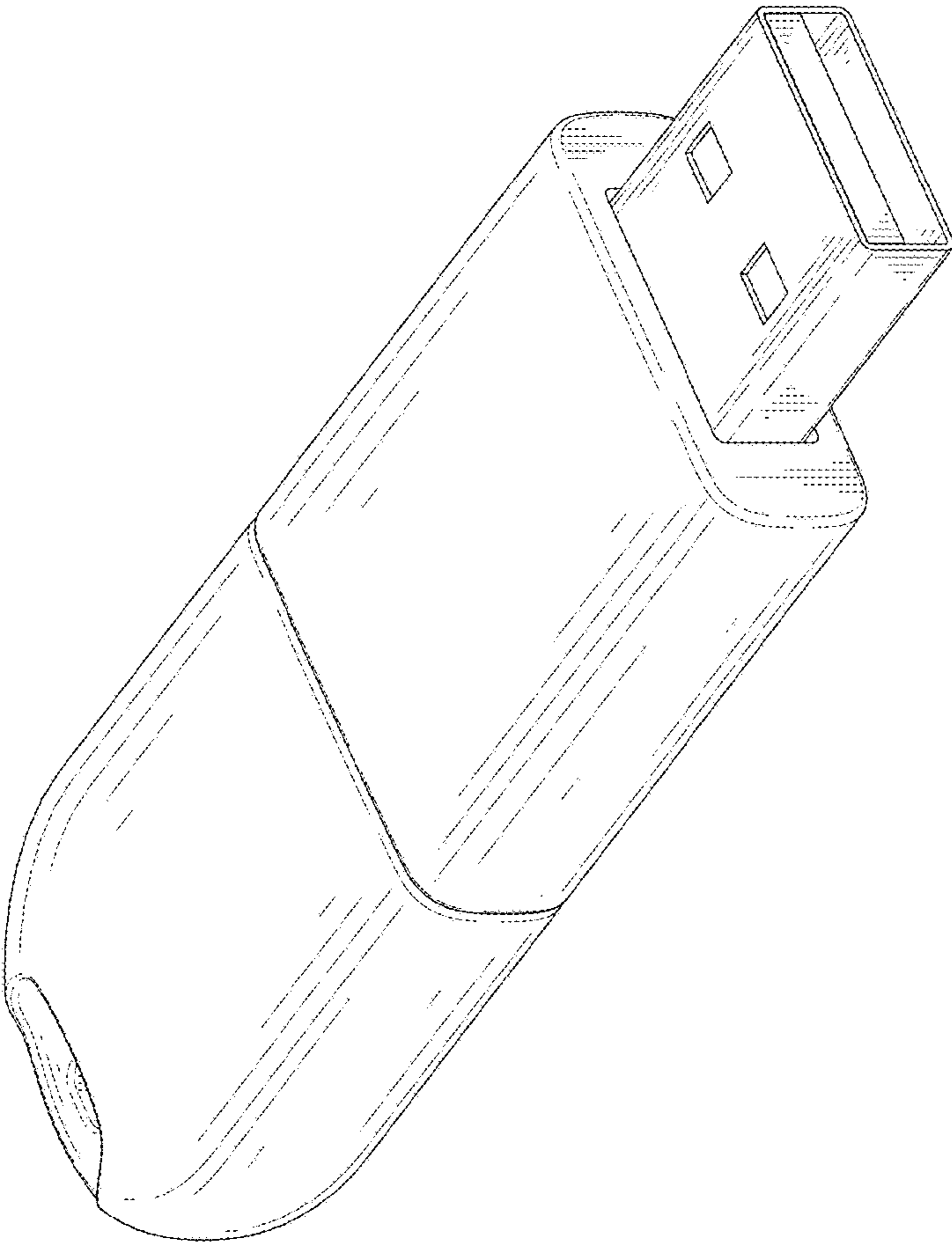


FIG. 2

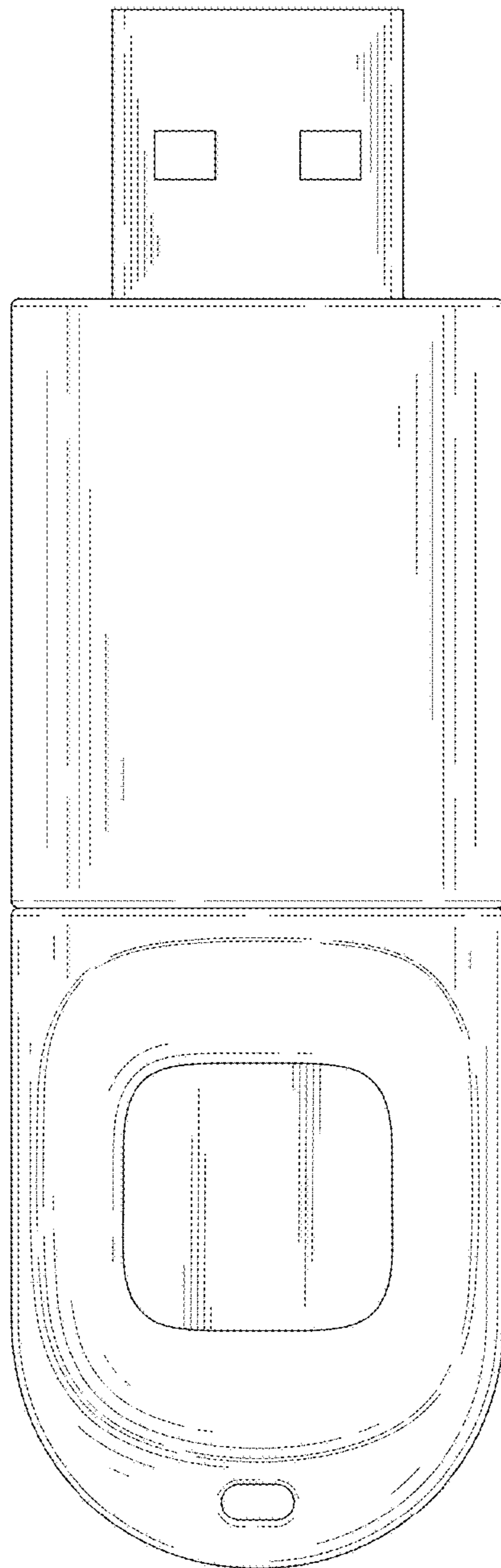


FIG. 3

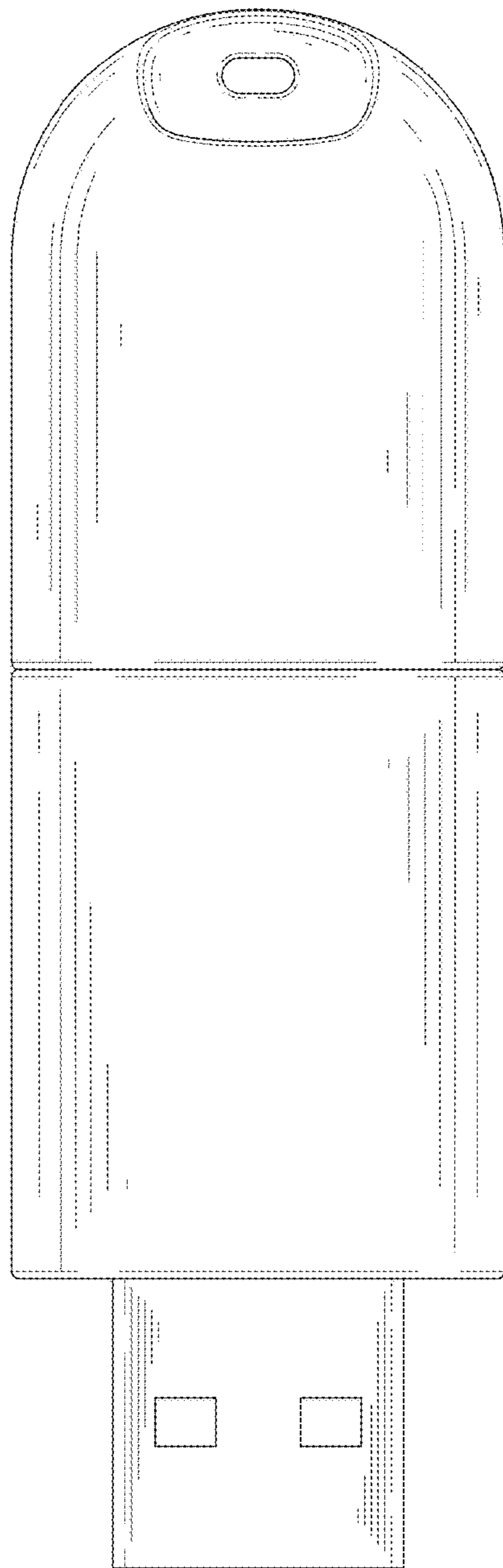


FIG. 4

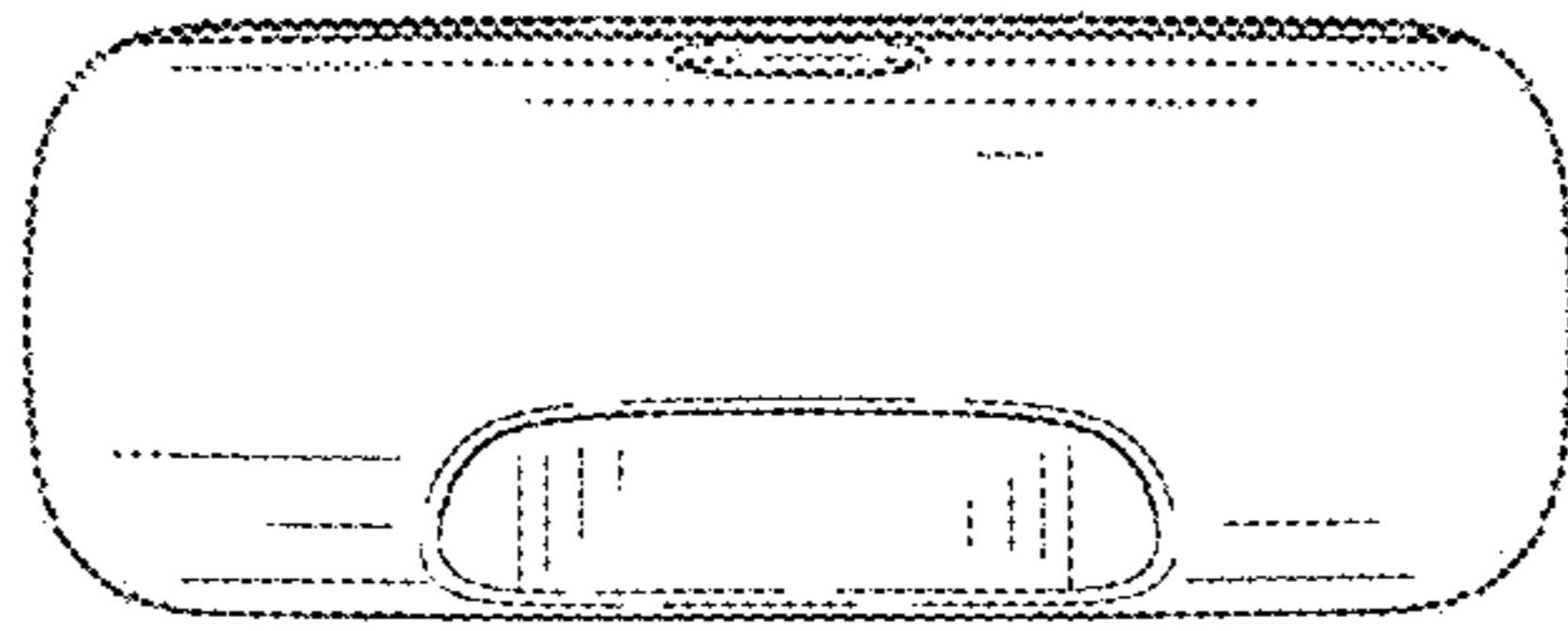


FIG. 5




FIG. 6




FIG. 7



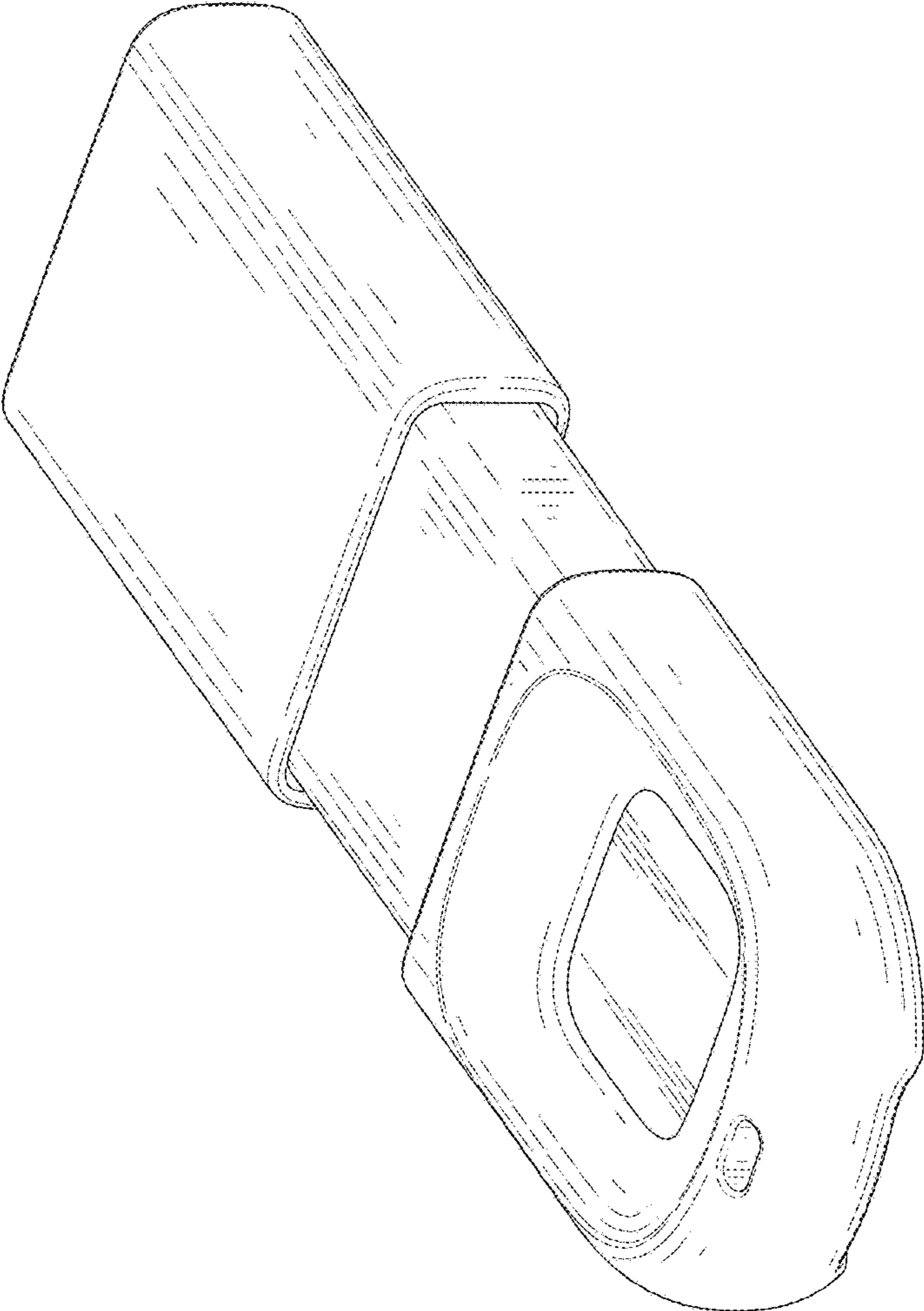


FIG. 8