



US00D864193S

(12) **United States Design Patent** (10) **Patent No.:** **US D864,193 S**  
**Oosawa et al.** (45) **Date of Patent:** **\*\* Oct. 22, 2019**

(54) **INTERACTIVE KIOSK** D734,314 S \* 7/2015 Swaine ..... D14/307  
 D751,061 S 3/2016 Berini  
 D774,504 S 12/2016 Hoover et al.  
 (71) Applicant: **Panasonic Intellectual Property** D777,722 S \* 1/2017 Murphy ..... D14/307  
**Management Co., Ltd., Osaka (JP)** D782,466 S \* 3/2017 Yepez ..... D14/307  
 D806,698 S \* 1/2018 Thompson ..... D14/307  
 (72) Inventors: **Kaori Oosawa, Tokyo (JP); Hiroyuki** D824,895 S \* 8/2018 Tivnon ..... D14/314  
**Matsumoto, Tokyo (JP)** D831,639 S \* 10/2018 Terry ..... D14/307  
 D833,427 S \* 11/2018 Hansen ..... D14/307  
 (73) Assignee: **Panasonic Intellectual Property** D840,390 S \* 2/2019 Mangeot ..... D14/307  
**Management Co., Ltd., Osaka (JP)** D842,296 S \* 3/2019 Oross ..... D14/307

\* cited by examiner

(\*\*) Term: **15 Years**

(21) Appl. No.: **29/638,346**

(22) Filed: **Feb. 27, 2018**

(30) **Foreign Application Priority Data**

Sep. 8, 2017 (JP) ..... 2017-019519

(51) **LOC (12) Cl.** ..... **14-02**

(52) **U.S. Cl.**  
USPC ..... **D14/307**

(58) **Field of Classification Search**

USPC ..... D14/302-307, 900-902; D13/163;  
 D20/10; D21/332, 325, 369, 370;  
 D99/28; D6/397, 466; 194/206;  
 361/679.01, 679.02, 679.04, 679.21,  
 361/679.57, 725  
 CPC ..... G06Q 20/18; G06Q 20/10; G06Q 20/123;  
 G06Q 20/20; G06Q 30/02; G06Q 30/06;  
 A47F 9/047

See application file for complete search history.

(56) **References Cited**

**U.S. PATENT DOCUMENTS**

D712,396 S \* 9/2014 Johnson ..... D14/307  
 D716,792 S \* 11/2014 Raymonde Looze ..... D14/307

*Primary Examiner* — Austin Murphy  
 (74) *Attorney, Agent, or Firm* — Panasonic IP  
 Management; Kerry S. Culpepper

(57) **CLAIM**

We claim the ornamental design for an interactive kiosk, as shown and described.

**DESCRIPTION**

FIG. 1 is a front perspective view of an interactive kiosk of the present invention;  
 FIG. 2 is a rear perspective view thereof;  
 FIG. 3 is a front view thereof;  
 FIG. 4 is a rear view thereof;  
 FIG. 5 is a left side view thereof;  
 FIG. 6 is a right side view thereof;  
 FIG. 7 is a top view thereof; and,  
 FIG. 8 is a bottom view thereof.  
 The broken lines shown represent unclaimed subject matter and form no part of the claimed design.

**1 Claim, 8 Drawing Sheets**

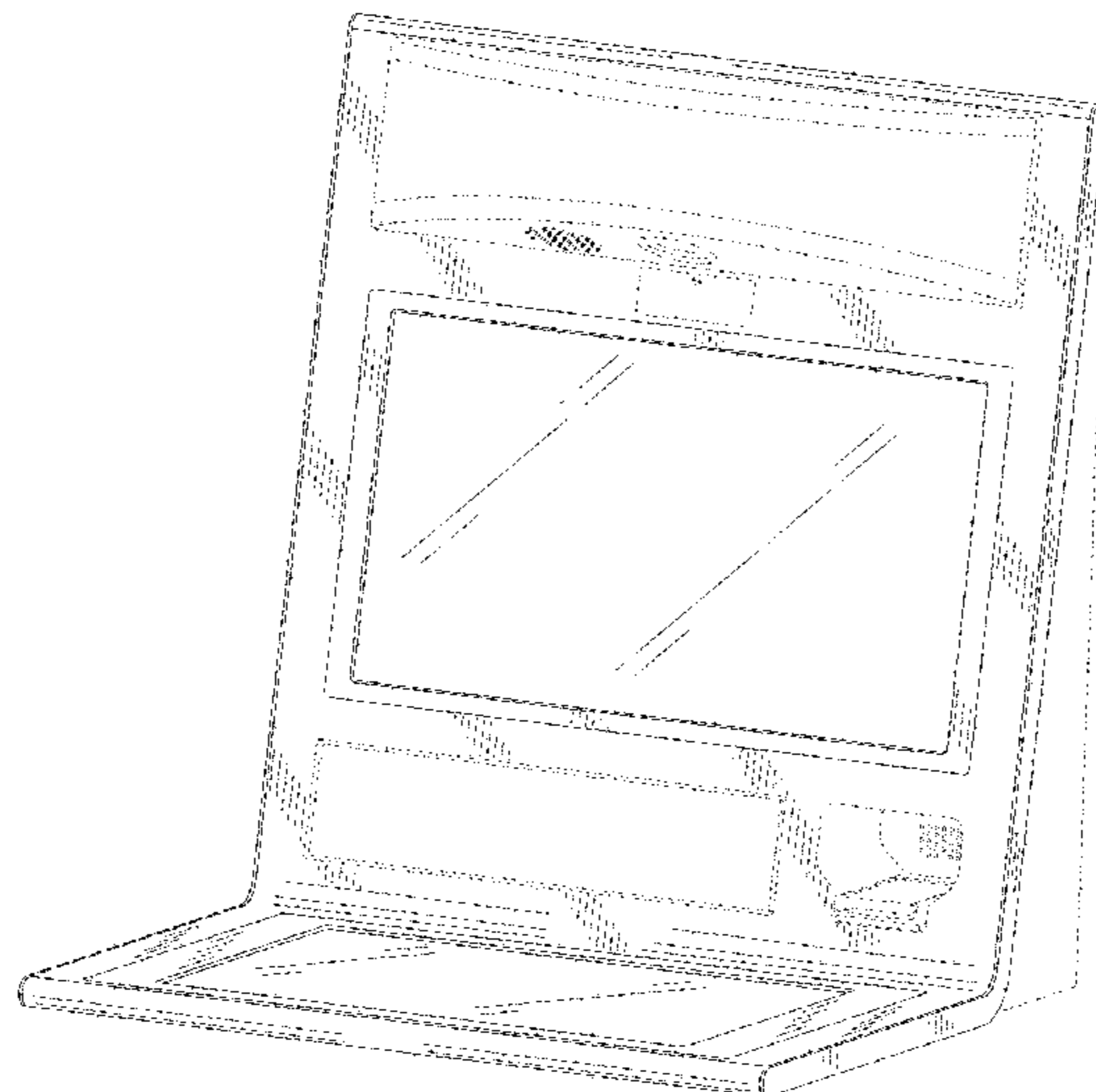


FIG. 1

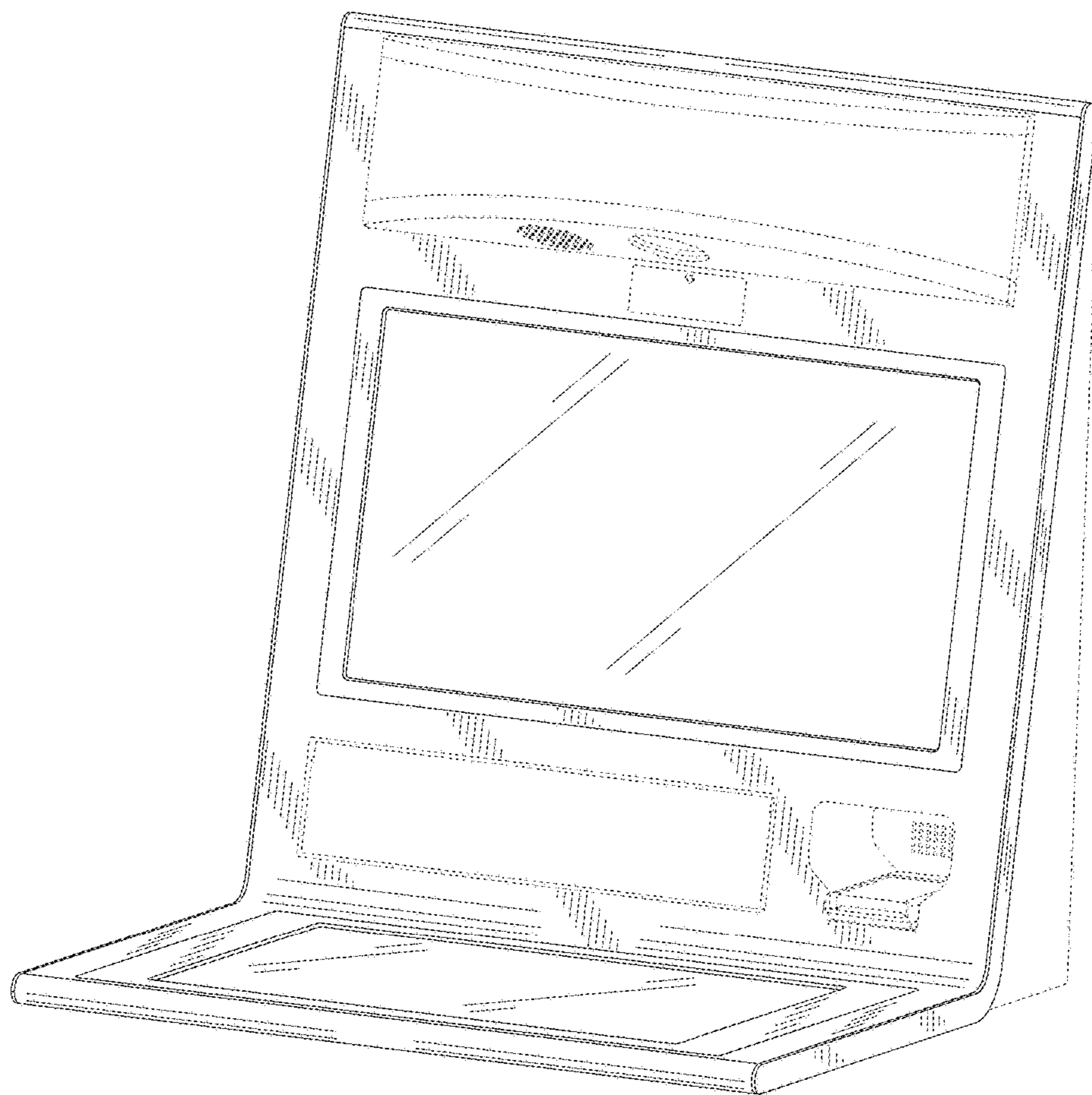


FIG. 2

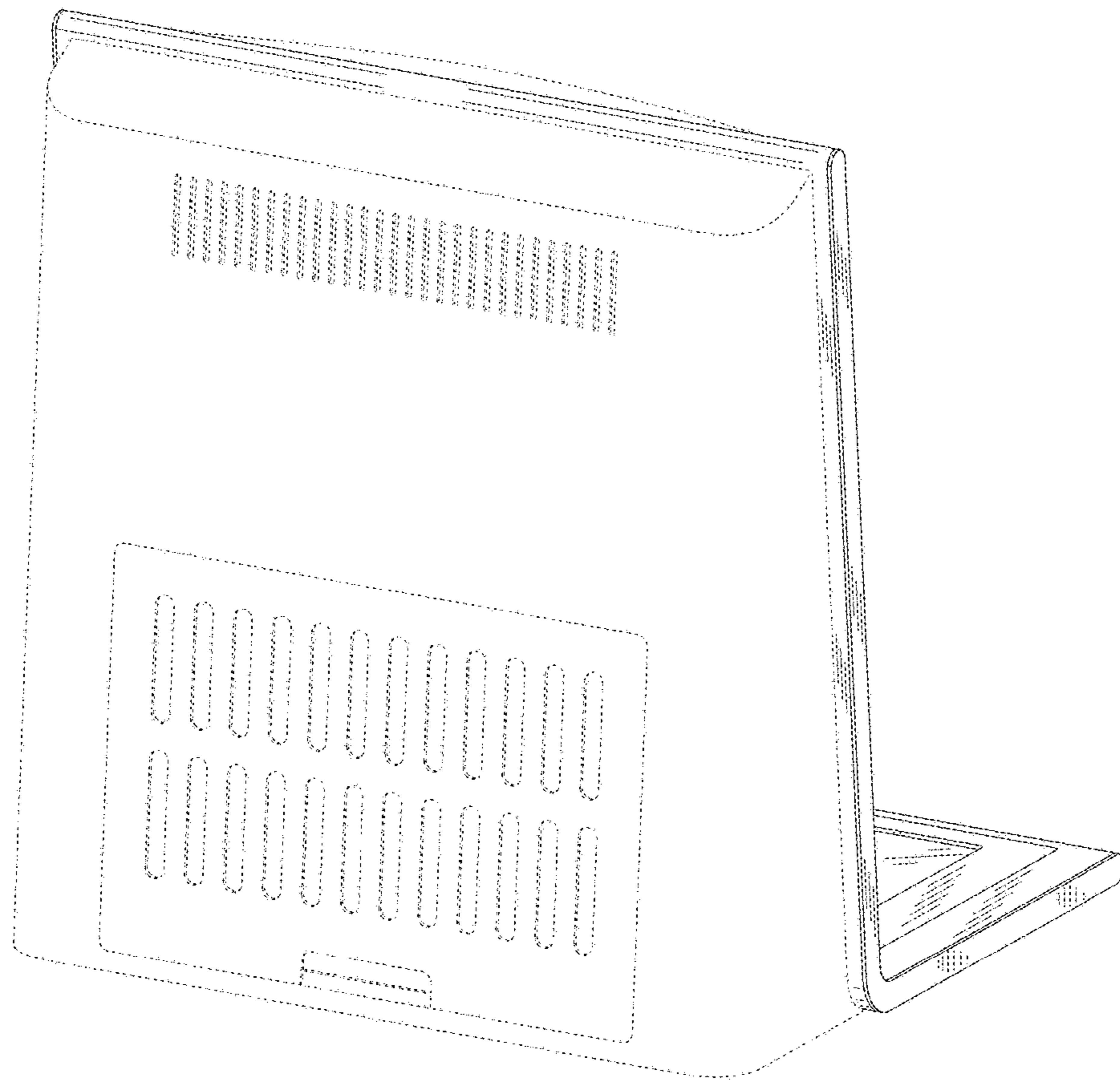


FIG. 3

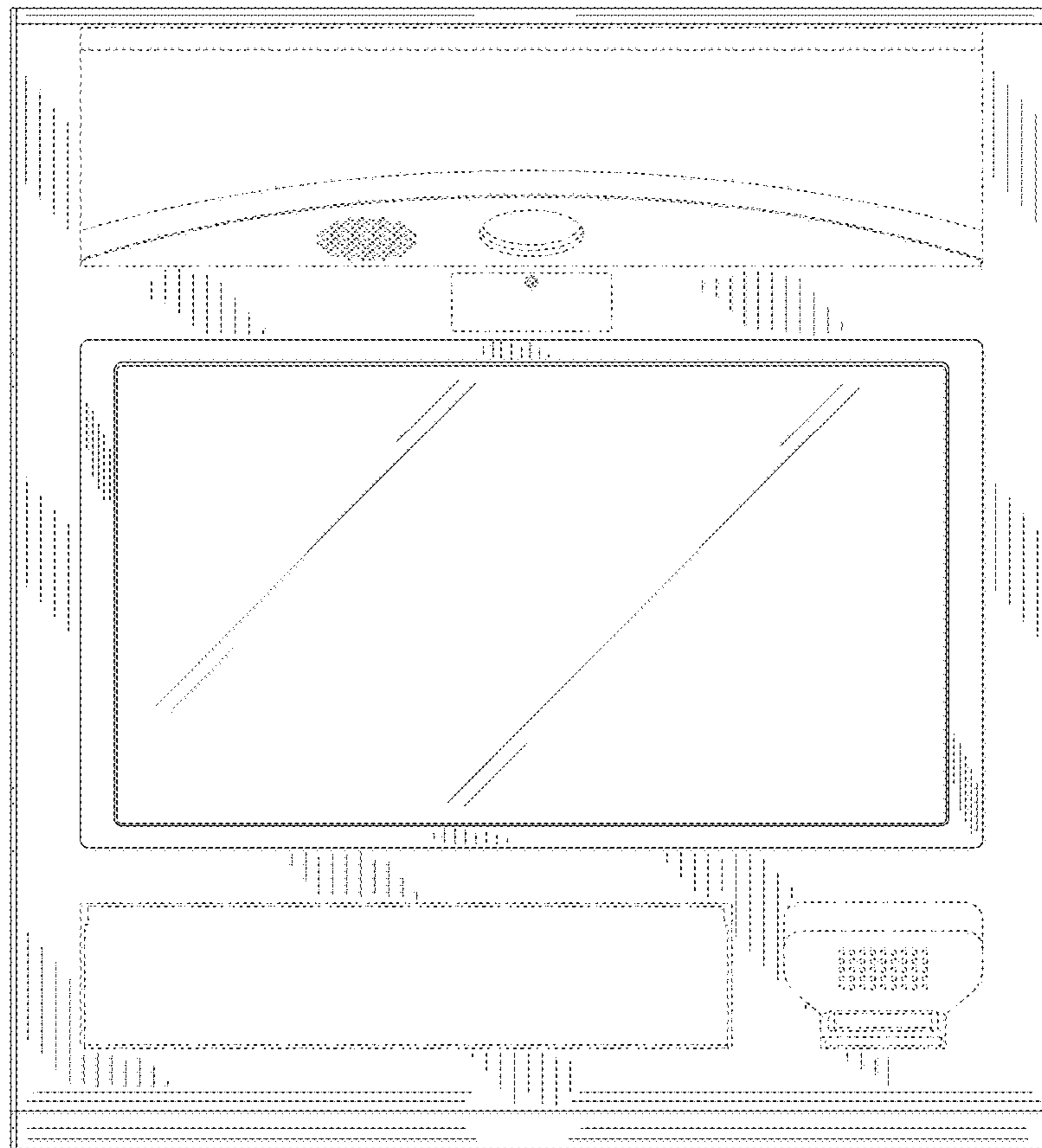


FIG. 4




FIG. 5




FIG. 6

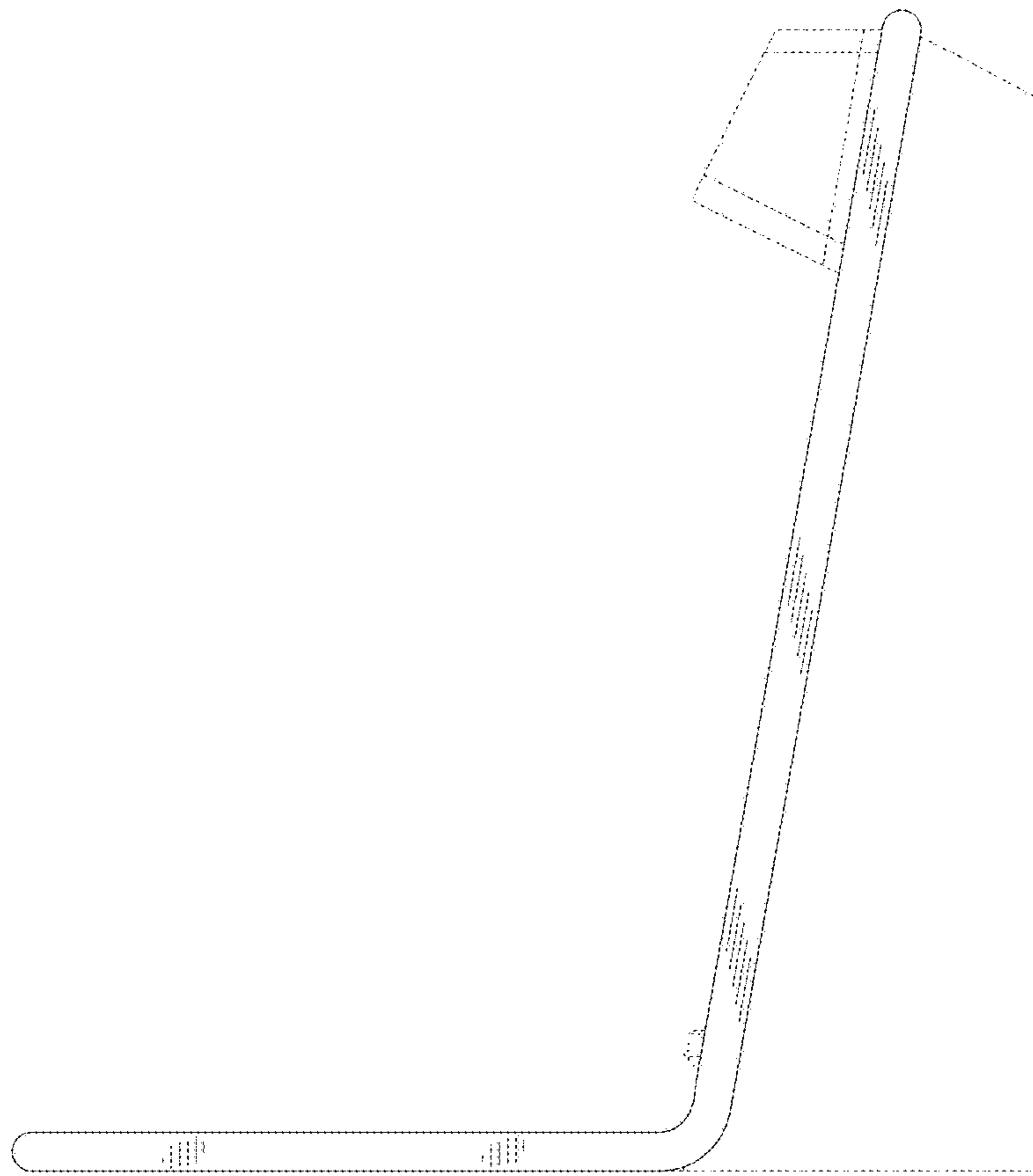


FIG. 7

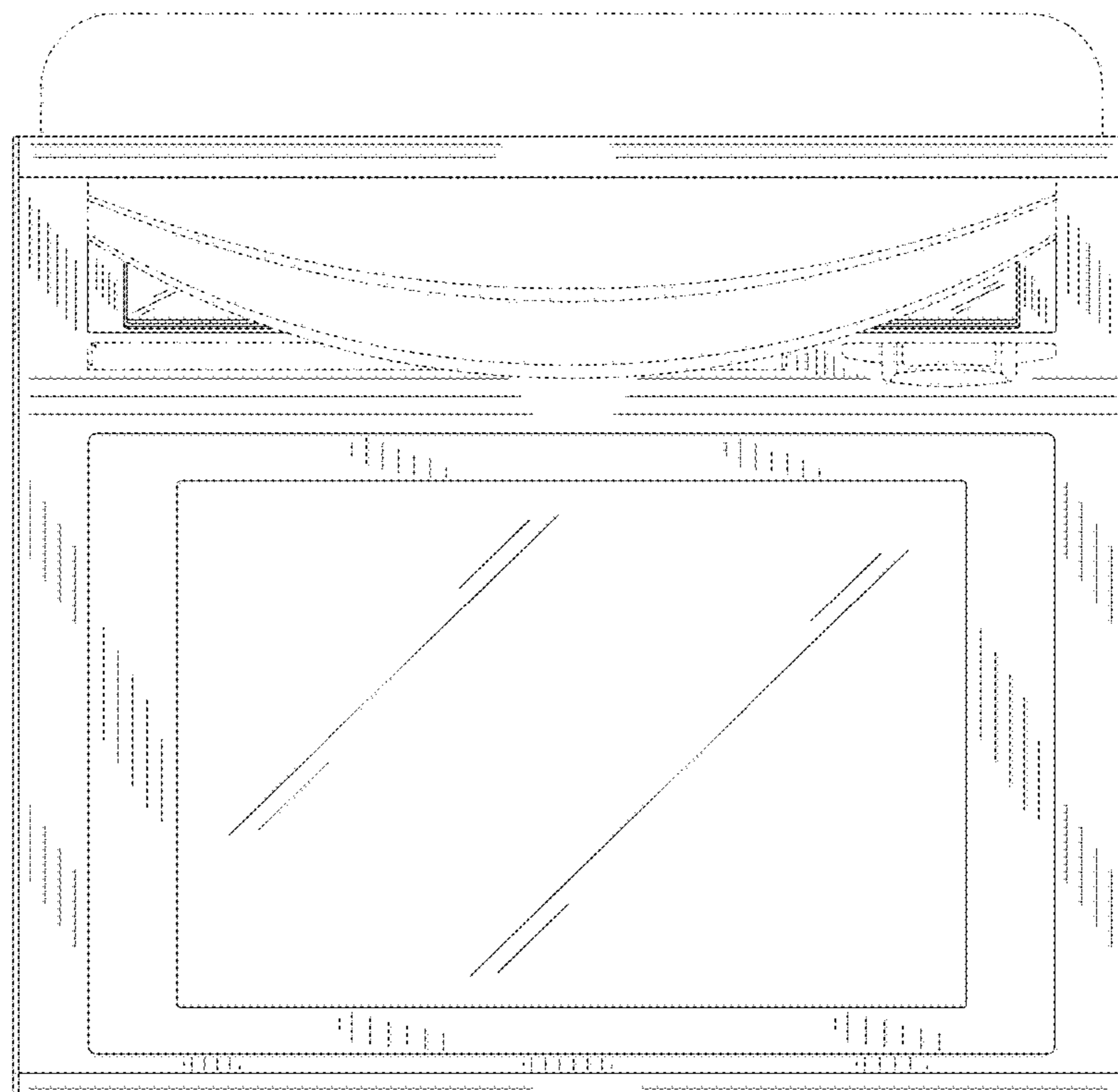




FIG. 8

