



US00D864183S

(12) **United States Design Patent**
Yun

(10) **Patent No.:** **US D864,183 S**
(45) **Date of Patent:** **** Oct. 22, 2019**

(54) **CASE FOR ELECTRONIC COMMUNICATIONS DEVICE**

(71) Applicant: **SPIGEN KOREA CO., LTD.**, Seoul (KR)

(72) Inventor: **Sun Woo Yun**, Seoul (KR)

(73) Assignee: **SPIGEN KOREA CO., LTD.**, Seoul (KR)

(**) Term: **15 Years**

(21) Appl. No.: **29/639,607**

(22) Filed: **Mar. 7, 2018**

(51) **LOC (12) Cl.** **14-03**

(52) **U.S. Cl.**
USPC **D14/250**

(58) **Field of Classification Search**
USPC D14/248, 439, 203.3–203.7, 447, 238.1, D14/251–253, 217, 240, 250, 440;
(Continued)

(56) **References Cited**

U.S. PATENT DOCUMENTS

D619,361 S 7/2010 Andre et al.
D623,640 S * 9/2010 Freeman D14/250
(Continued)

OTHER PUBLICATIONS

“Spigen Liquid Crystal Galaxy S6 Case with Light but Durable Flexible Clear TPU Protection for Samsung Galaxy S6 (2015)—Crystal Clear”, <https://www.amazon.com/Spigen-Crystal-Durable-Flexible-Protection/dp/B00QU4N7AK>, Earliest review date of Mar. 25, 2015, Downloaded on Aug. 9, 2018.

(Continued)

Primary Examiner — Carla J Wright

(74) *Attorney, Agent, or Firm* — Heedong Chae; Lucem, PC

(57) **CLAIM**

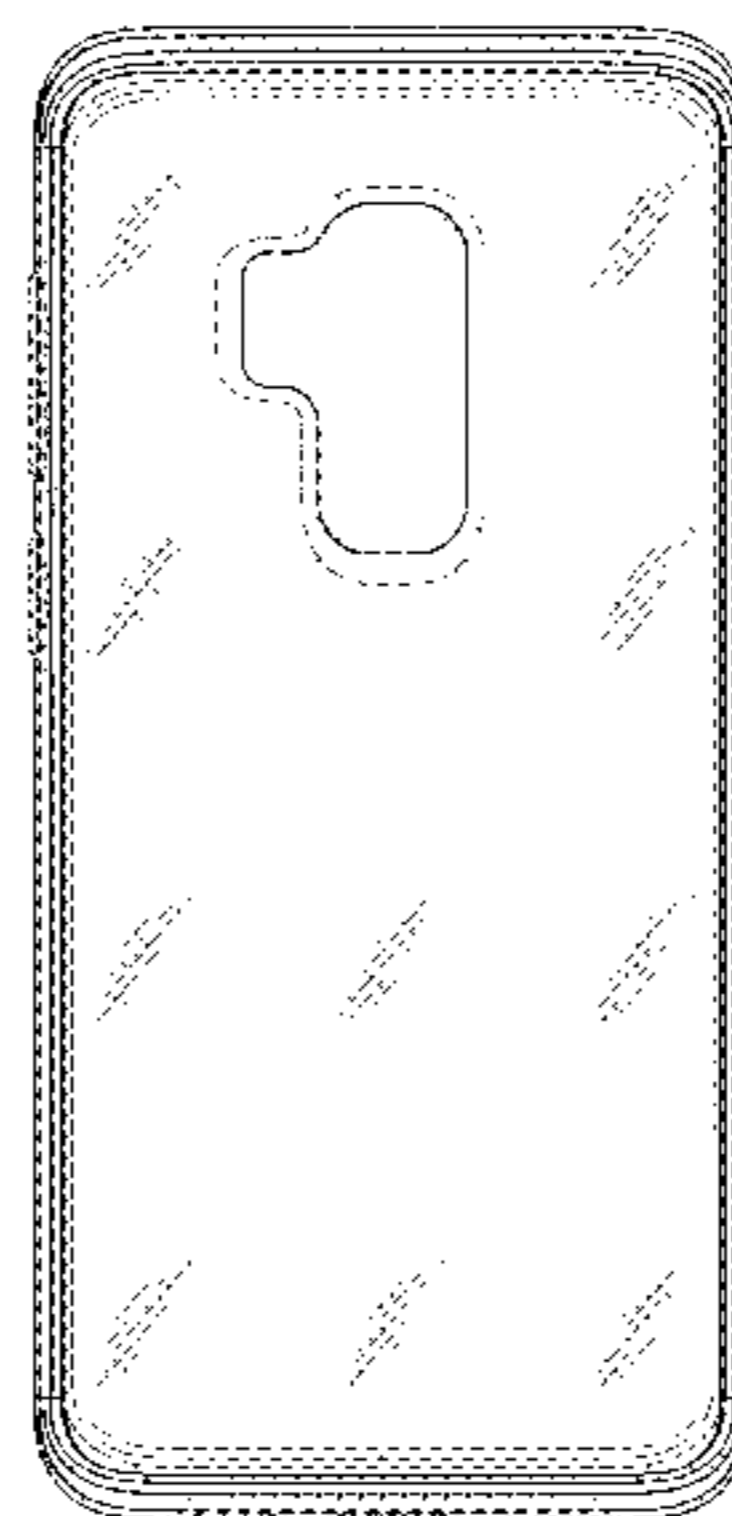
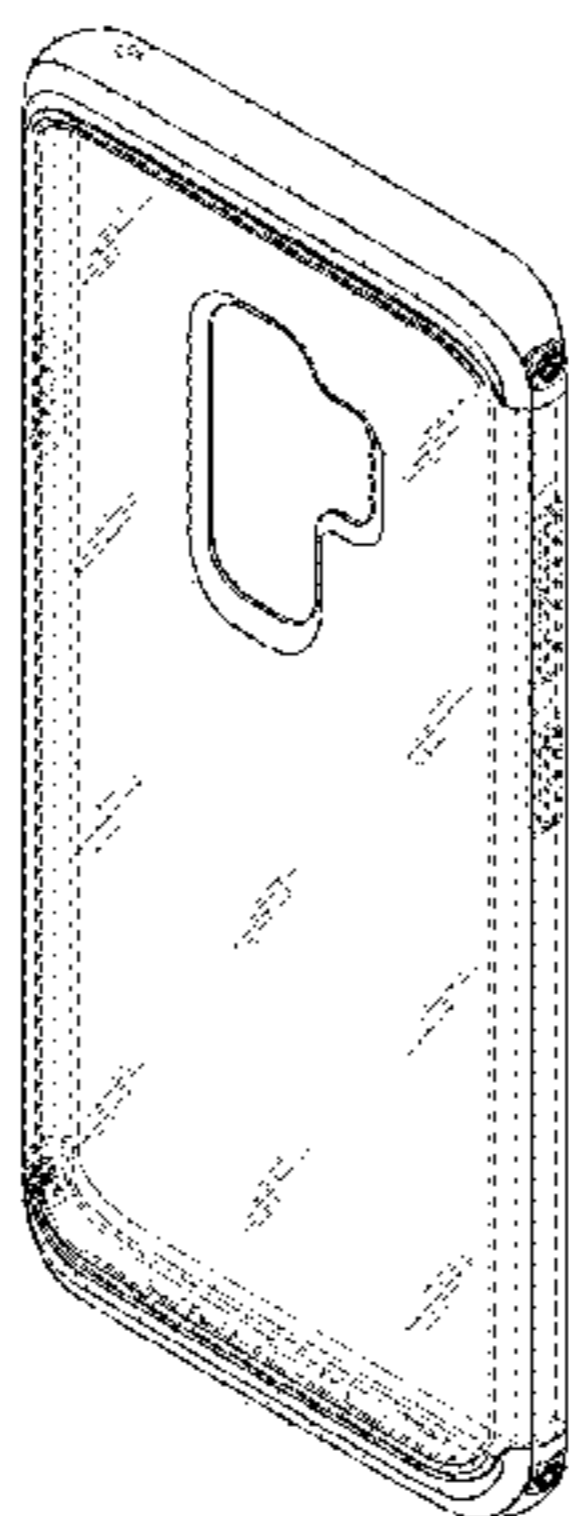
The ornamental design for a case for electronic communications device, as shown and described.

DESCRIPTION

FIG. 1 is a front perspective view of a case for electronic communications device showing my new design; FIG. 2 is a rear perspective view thereof; FIG. 3 is a front elevational view thereof; FIG. 4 is a rear elevational view thereof; FIG. 5 is a left side elevational view thereof; FIG. 6 is a right side elevational view thereof; FIG. 7 is a top plan view thereof; FIG. 8 is a bottom plan view thereof; FIG. 9 is a front perspective view showing the upper cover component of the case in isolation; FIG. 10 is a rear perspective view showing the upper cover component of the case in isolation; FIG. 11 is a front perspective view showing the middle cover component of the case in isolation; FIG. 12 is a rear perspective view showing the middle cover component of the case in isolation; FIG. 13 is a front perspective view showing the bottom cover component of the case in isolation; FIG. 14 is a rear perspective view showing the bottom cover component of the case in isolation; FIG. 15 is an exploded front perspective view showing the components of the case separated; FIG. 16 is an exploded rear perspective view showing the components of the case separated; and, FIG. 17 is an enlarged detail view of the encircled region from FIG. 1.

For clarity of disclosure, the components of the case are shown in isolation in FIGS. 9-14 and separated in FIGS. 15-16. Although the case for electronic communications device, in which the claimed design is embodied, consists of an upper cover component, a middle cover component, and a bottom cover component, the claim is directed to the overall ornamental appearance of the case for electronic communications device in its entirety and does not extend to the ornamental appearance of each of the individual components.

(Continued)



The dot-dash broken line circle in FIGS. 1 and 17 delineates a portion of the case for electronic communications device that is part of the claimed design and that is shown on an enlarged scale in FIG. 17. The dashed broken lines throughout the drawing figures depict portions of the case for electronic communications device that form no part of the claimed design. The broken lines and regions bounded by dashed broken lines form no part of the claimed design.

1 Claim, 17 Drawing Sheets

(58) **Field of Classification Search**

USPC D3/201, 218, 247, 269, 273, 301, 303;
 D13/103, 107–108, 119
 CPC H04B 1/3888; H04M 1/0283; H04M
 1/0202; A45C 1/06; A45C 11/00; A45C
 13/02; A45C 2011/002; A45F 2005/026;
 A45F 2200/0525; A45F 2200/0516
 See application file for complete search history.

(56) **References Cited**

U.S. PATENT DOCUMENTS

D624,909 S *	10/2010	Huskinson	D14/250
D637,589 S	5/2011	Willes et al.	
D646,265 S	10/2011	Fathollahi	
D650,371 S	12/2011	Wibby et al.	
D653,202 S *	1/2012	Hasbrook	D13/103
D662,923 S *	7/2012	Piedra	D14/250
D663,263 S	7/2012	Gupta et al.	
D670,689 S *	11/2012	Wang	D14/250
D676,432 S *	2/2013	Hasbrook	D14/250
D681,615 S	5/2013	Fathollahi	
D682,196 S	5/2013	Leung	
D685,779 S *	7/2013	Schriefer	D14/250
8,504,127 B2	8/2013	Altschul et al.	
8,517,172 B1	8/2013	Chang	
D694,225 S	11/2013	Kim	
D696,654 S	12/2013	Lee	
8,726,952 B2	5/2014	Jambunathan et al.	
D707,965 S	7/2014	Requa	
D716,045 S	10/2014	Requa	
D721,694 S	1/2015	Lee et al.	
D723,531 S *	3/2015	Katzke	D14/250
8,971,975 B2	3/2015	Ramies et al.	
D731,472 S *	6/2015	Lee	D14/250
D731,481 S	6/2015	Akana et al.	
9,049,283 B1	6/2015	Kim	
D733,693 S	7/2015	Wang et al.	
D740,794 S	10/2015	Choi et al.	
D741,845 S	10/2015	Kim	
D743,931 S	11/2015	Hubbard et al.	
D746,275 S	12/2015	Mohammad	
D746,805 S	1/2016	Kim	
9,241,551 B2	1/2016	Lawson et al.	
D749,068 S	2/2016	Zaborski et al.	
D749,557 S	2/2016	Feng	
D753,099 S	4/2016	Kim	
D756,343 S *	5/2016	Wall	D14/250
D756,911 S	5/2016	Gupta et al.	
D759,966 S	6/2016	Pignotti	
D761,239 S	7/2016	Kim	
D763,842 S	8/2016	Chang et al.	
D765,628 S	9/2016	Watt et al.	
D765,635 S	9/2016	Chang et al.	
D765,638 S	9/2016	Gaylord et al.	
D765,640 S	9/2016	Bulkley et al.	
D765,641 S	9/2016	Bulkley et al.	
D777,155 S *	1/2017	Kim	D14/250

D780,164 S	2/2017	Lee	
D780,165 S *	2/2017	Lee	D14/250
D781,835 S	3/2017	Kim et al.	
D781,837 S *	3/2017	Kim	D14/250
D782,456 S	3/2017	Park et al.	
D783,602 S	4/2017	Akana et al.	
D784,309 S	4/2017	Lee et al.	
D786,846 S	5/2017	Kim et al.	
D786,849 S	5/2017	Park et al.	
D786,852 S *	5/2017	Kim	D14/250
D788,089 S	5/2017	Park et al.	
D788,093 S	5/2017	Lee et al.	
D791,755 S *	7/2017	Kim	D14/250
D792,394 S	7/2017	Lee et al.	
D794,006 S *	8/2017	Dong	D14/250
D796,497 S *	9/2017	Kim	D14/250
D797,090 S	9/2017	Lee et al.	
D797,093 S *	9/2017	To	D14/250
D798,284 S *	9/2017	Kim	D14/250
D798,286 S	9/2017	Roberts et al.	
D798,853 S	10/2017	Park et al.	
D800,714 S	10/2017	Lee et al.	
D801,322 S	10/2017	Song et al.	
D801,323 S	10/2017	Kim	
D803,206 S *	11/2017	Kim	D14/250
D805,505 S	12/2017	Wang et al.	
D806,692 S *	1/2018	Jia	D14/250
D808,376 S *	1/2018	Kim	D14/250
D808,955 S	1/2018	Park et al.	
D810,064 S *	2/2018	Kim	D14/250
D810,726 S	2/2018	Chou et al.	
D829,702 S *	10/2018	Jung	D14/250
2015/0381226 A1 *	12/2015	Mogol	H04B 1/3888 455/575.1
2016/0064979 A1 *	3/2016	Huang	H02J 7/0055 320/114

OTHER PUBLICATIONS

“Spigen Liquid Crystal Galaxy S6 Edge Case with Light but Durable Flexible Clear Tpu Protection for Samsung Galaxy S6 Edge (2015)—Crystal Clear”, <https://www.amazon.com/Spigen-Crystal-Durable-Flexible-Protection/dp/B00UCETHEO>, Earliest review date of Mar. 25, 2015, Downloaded on Aug. 9, 2018.

“Spigen Liquid Crystal Galaxy Note 5 Case with Slim Protection and Premium Clarity for Galaxy Note 5 2015—Crystal Clear”, <https://www.amazon.com/Spigen-Crystal-Protection-Premium-Clarity/dp/B010MWEUII>, Earliest review date of Aug. 22, 2015, Downloaded on Aug. 9, 2018.

“Spigen Liquid Crystal Galaxy S7 Edge Case with Slim Protection and Premium Clarity for Samsung Galaxy S7 Edge 2016—Crystal Clear”, <https://www.amazon.com/Spigen-Crystal-Protection-Premium-Clarity/dp/B01A7IDF3S>, Earliest review date of Feb. 23, 2016, Downloaded on Aug. 9, 2018.

“Spigen Liquid Crystal Galaxy S7 Case with Slim Protection and Premium Clarity for Samsung Galaxy S7 2016 Crystal Clear”, <https://www.amazon.com/Spigen-Crystal-Protection-Premium-Clarity/dp/B01A7ICULQ>, Earliest review late of Mar. 3, 2016, Downloaded on Aug. 9, 2018.

“Spigen Hybrid Armor iPhone 7 Plus Case with Air Cushion Technology and Drop Protection for iPhone 7 Plus (2016) Black”, <https://www.amazon.com/Spigen-Hybrid-Cushion-Technology-Protection/dp/B01LRSJWTI>, Earliest review data of Sep. 9, 2016, Downloaded on Apr. 22, 2019.

“Spigen Hybrid Armor iPhone 7 Case/iPhone 8 Case with Air Cushion Technology and Hybrid Drop Protection for Apple iPhone 7 (2016)/iPhone 8 (2017)—Jet Black”, <https://www.amazon.com/Spigen-Hybrid-Cushion-Technology-Protection/dp/B01LRSIWSA>, Earliest review date of Sep. 10, 2016, Downloaded on Apr. 22, 2019.

* cited by examiner

FIG. 1

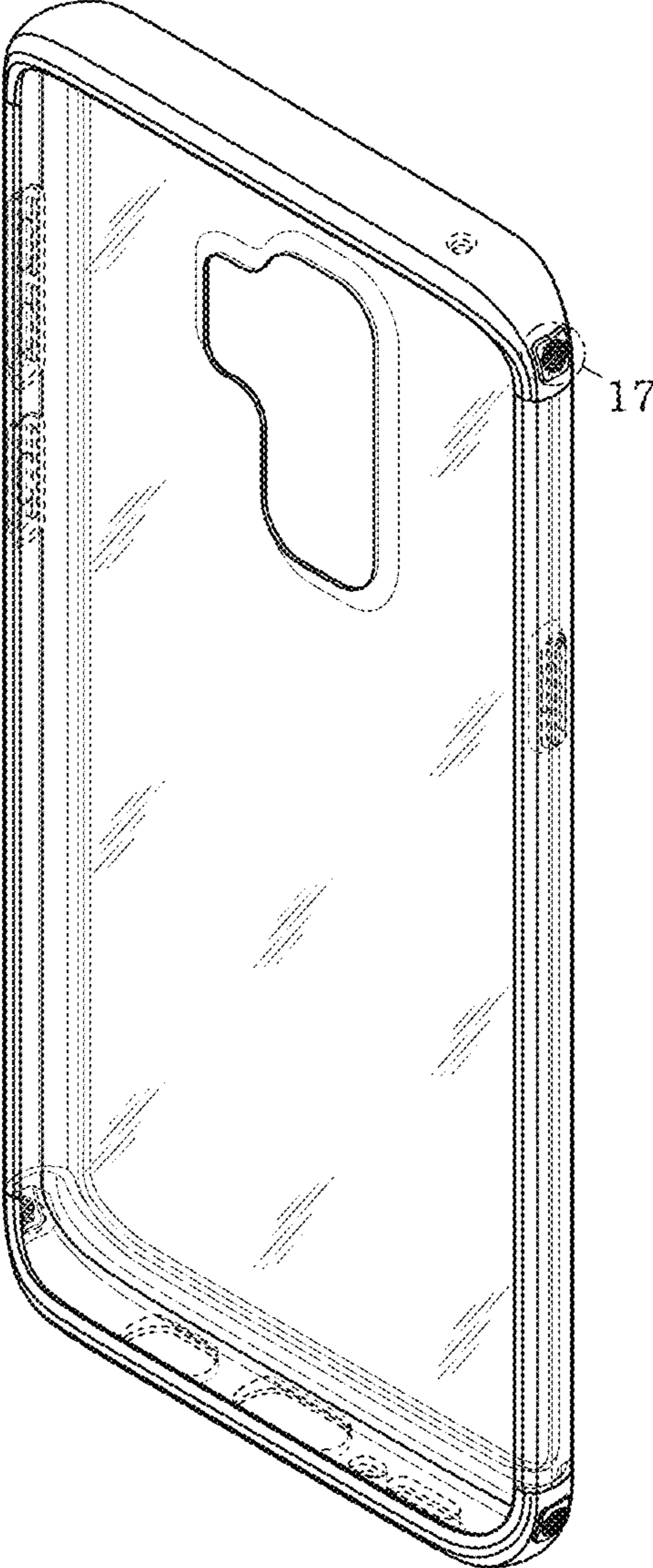


FIG. 2

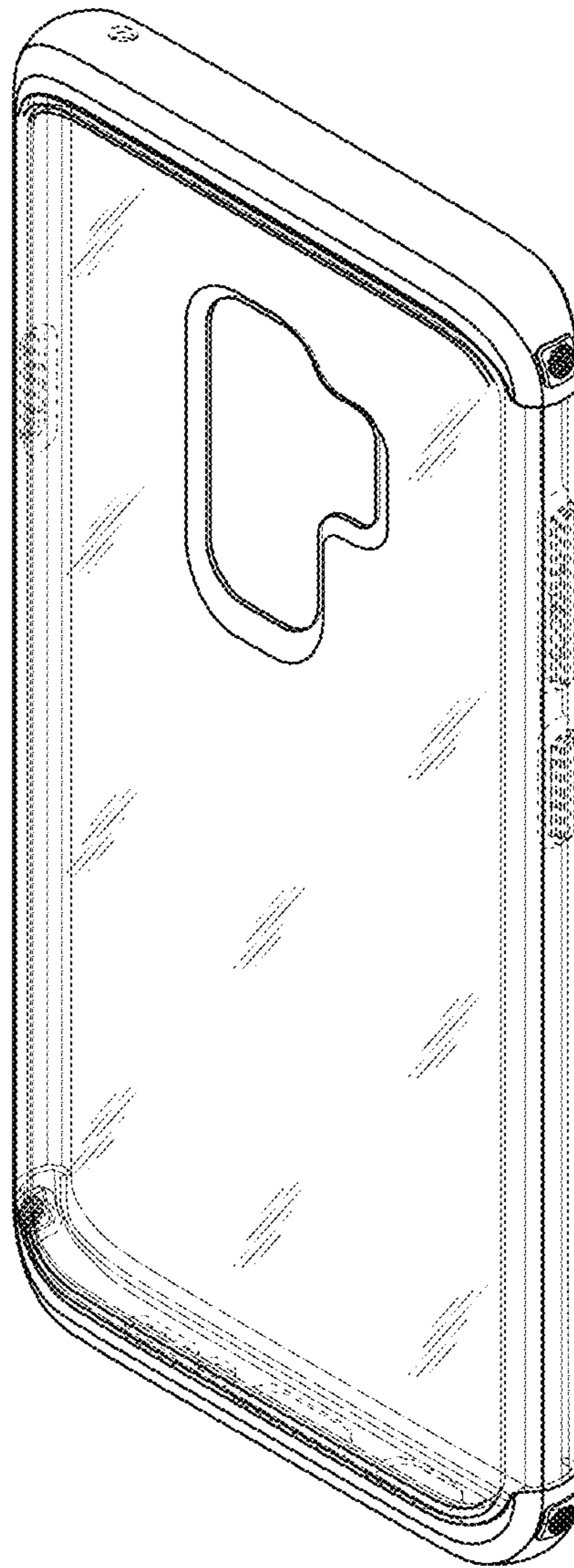


FIG. 3

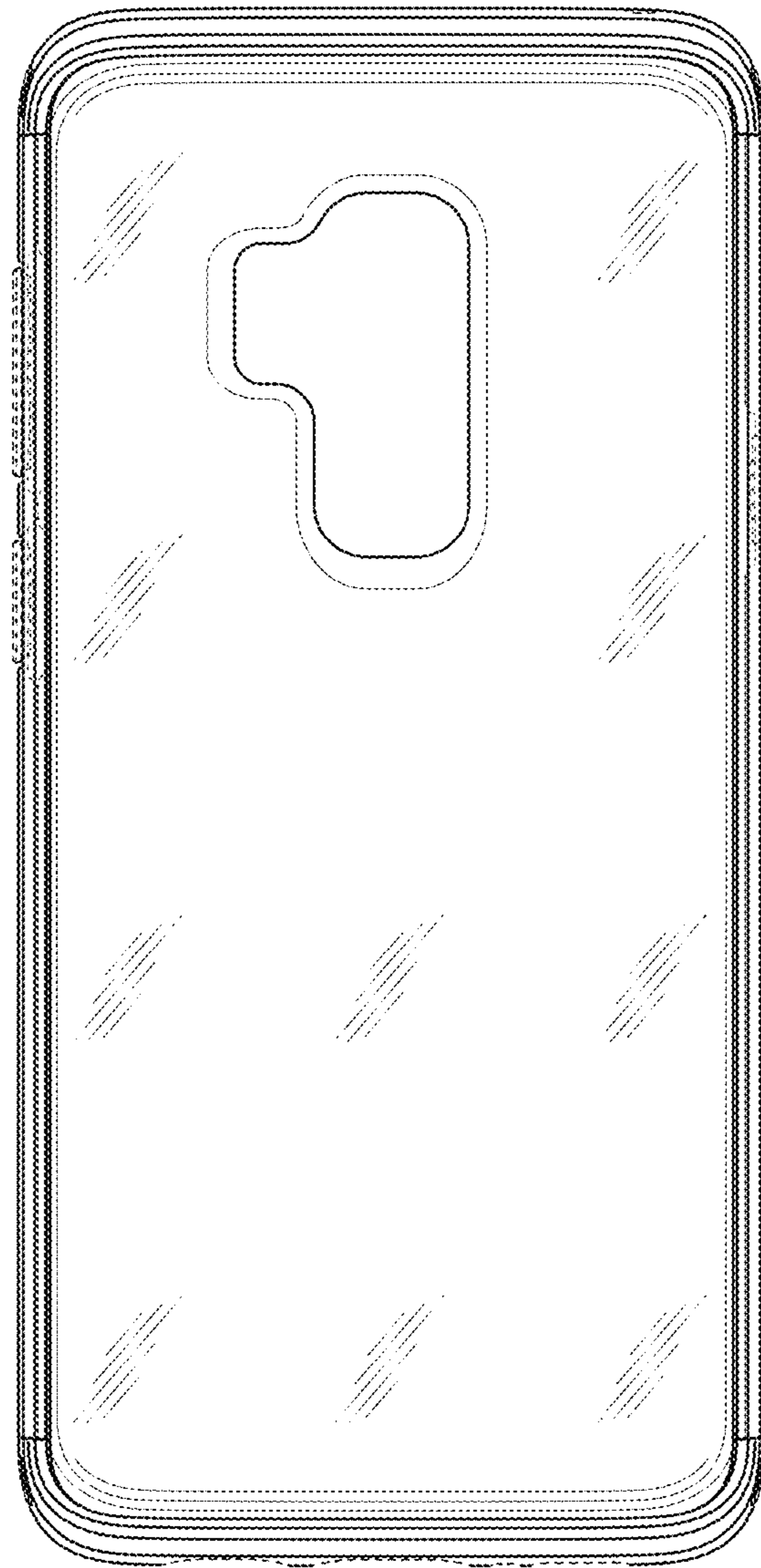


FIG. 4

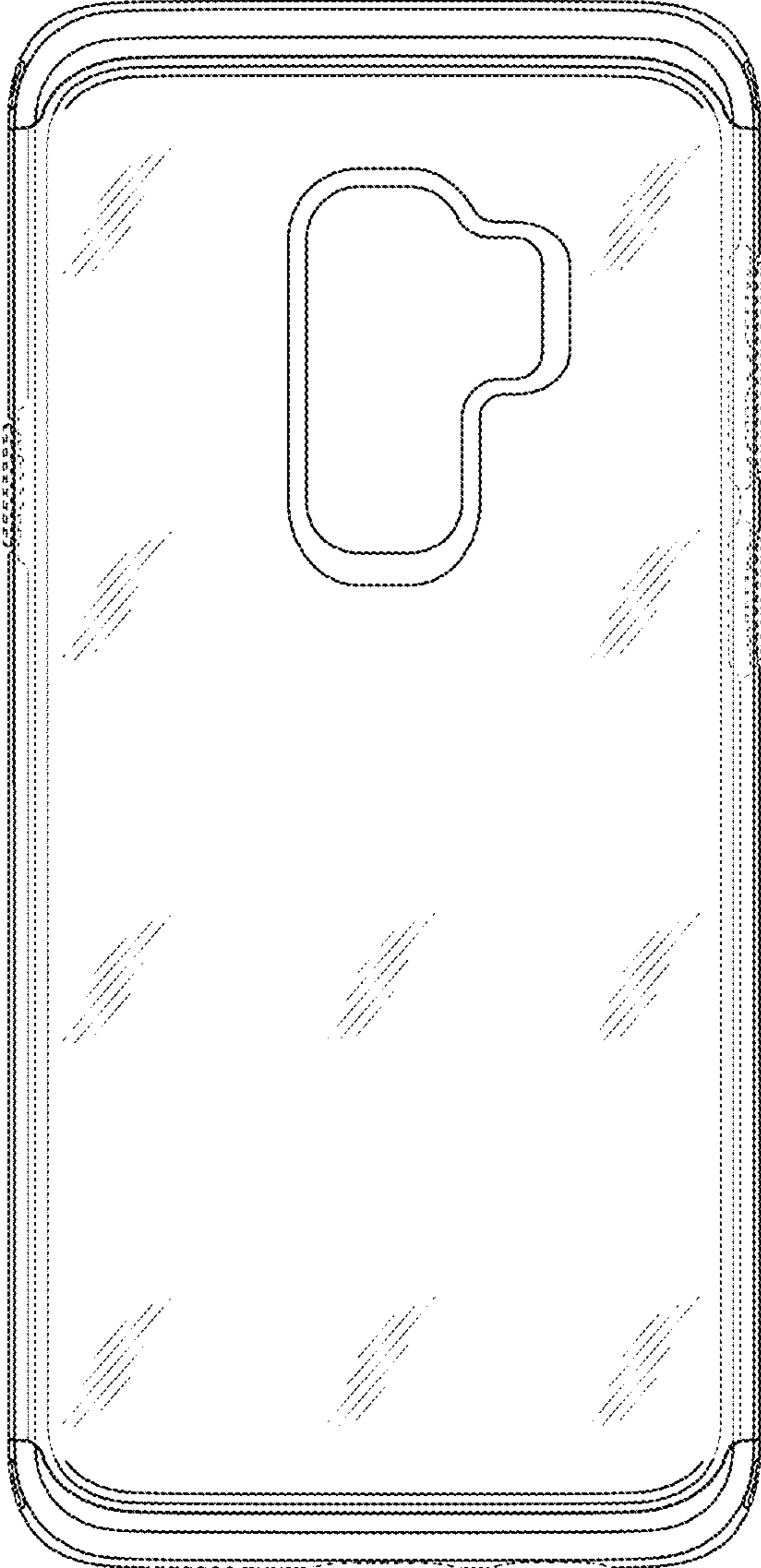


FIG. 5

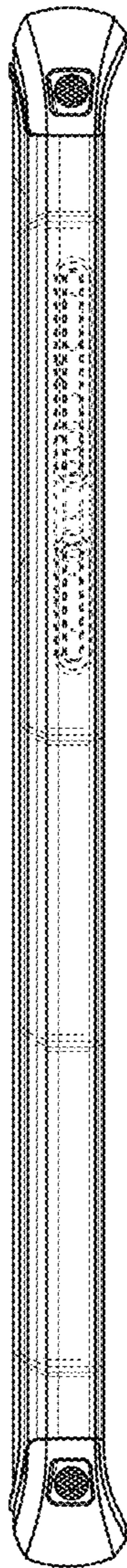


FIG. 6

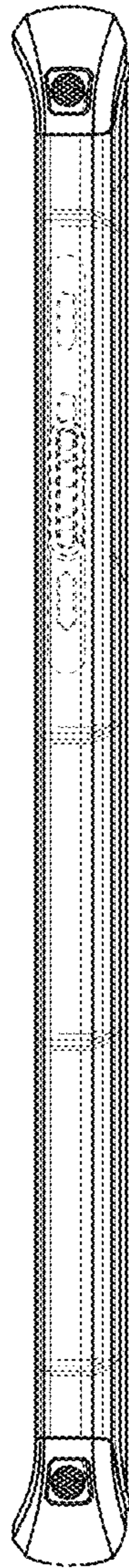


FIG. 7




FIG. 8



FIG. 9

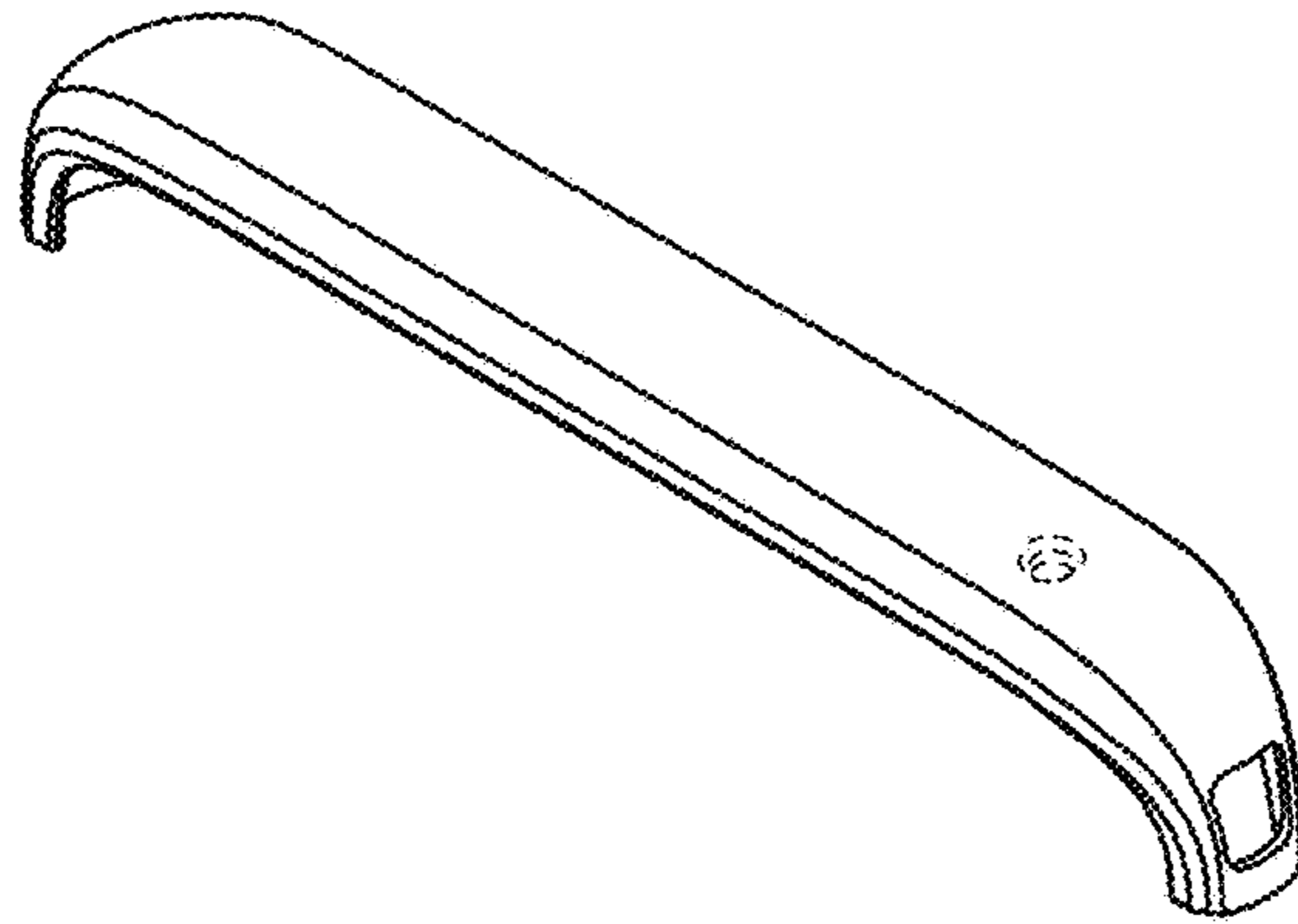


FIG. 10

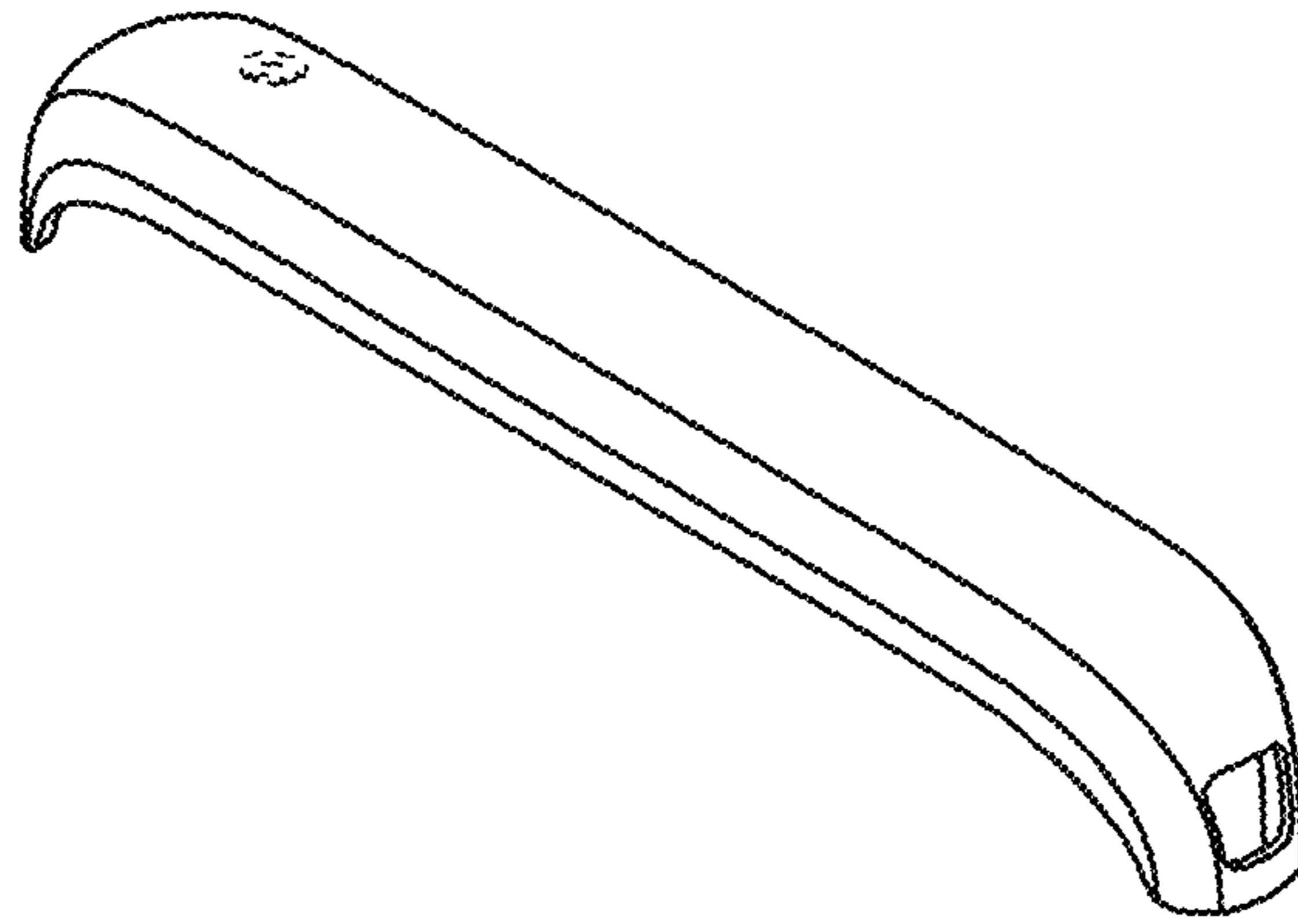


FIG. 11

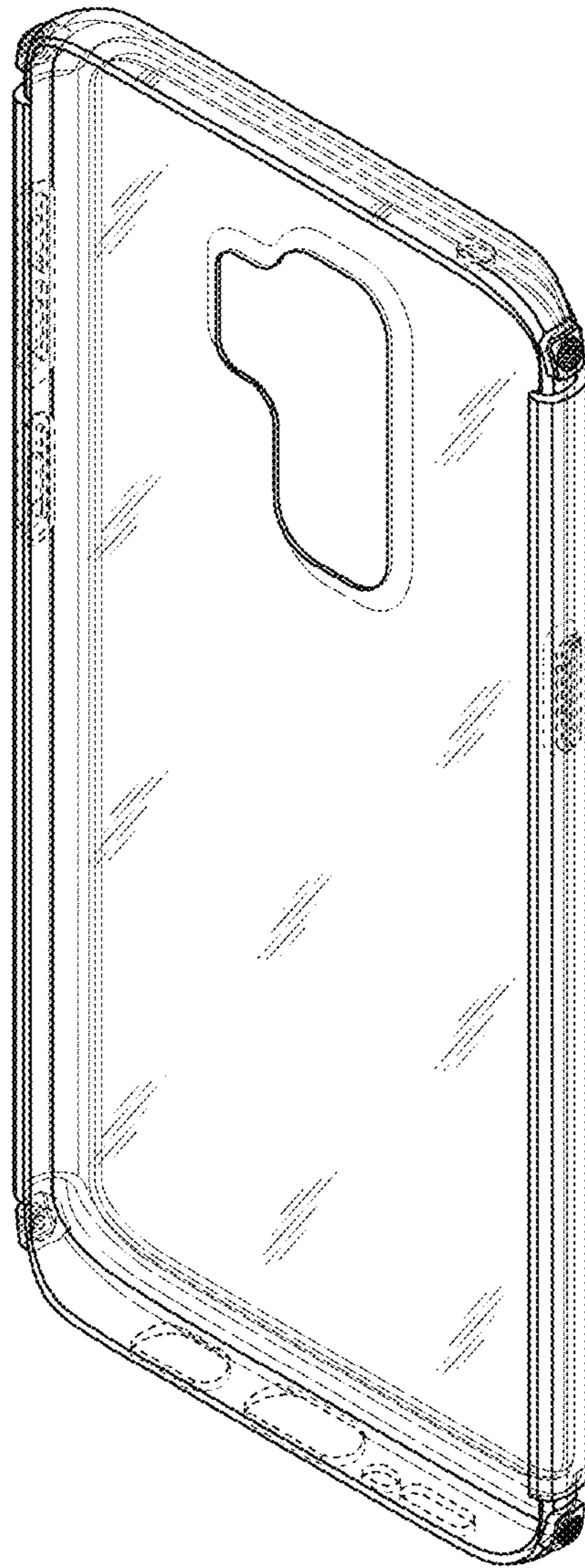


FIG. 12

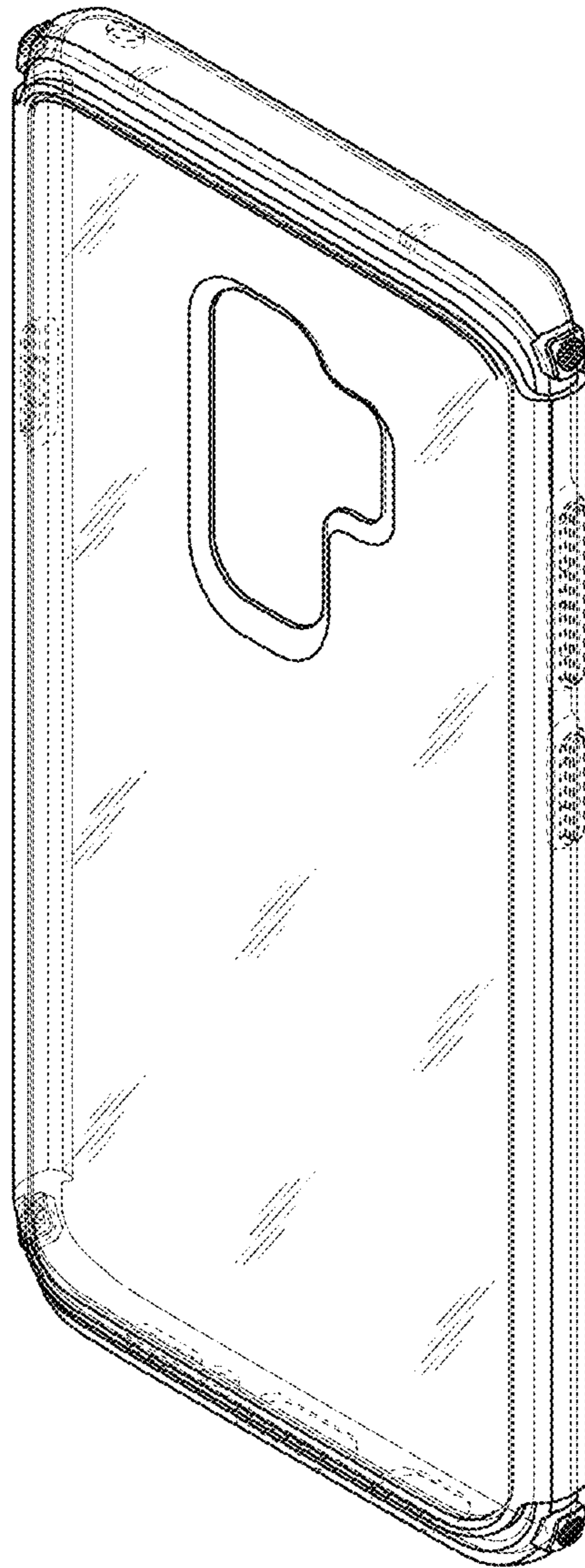


FIG. 13

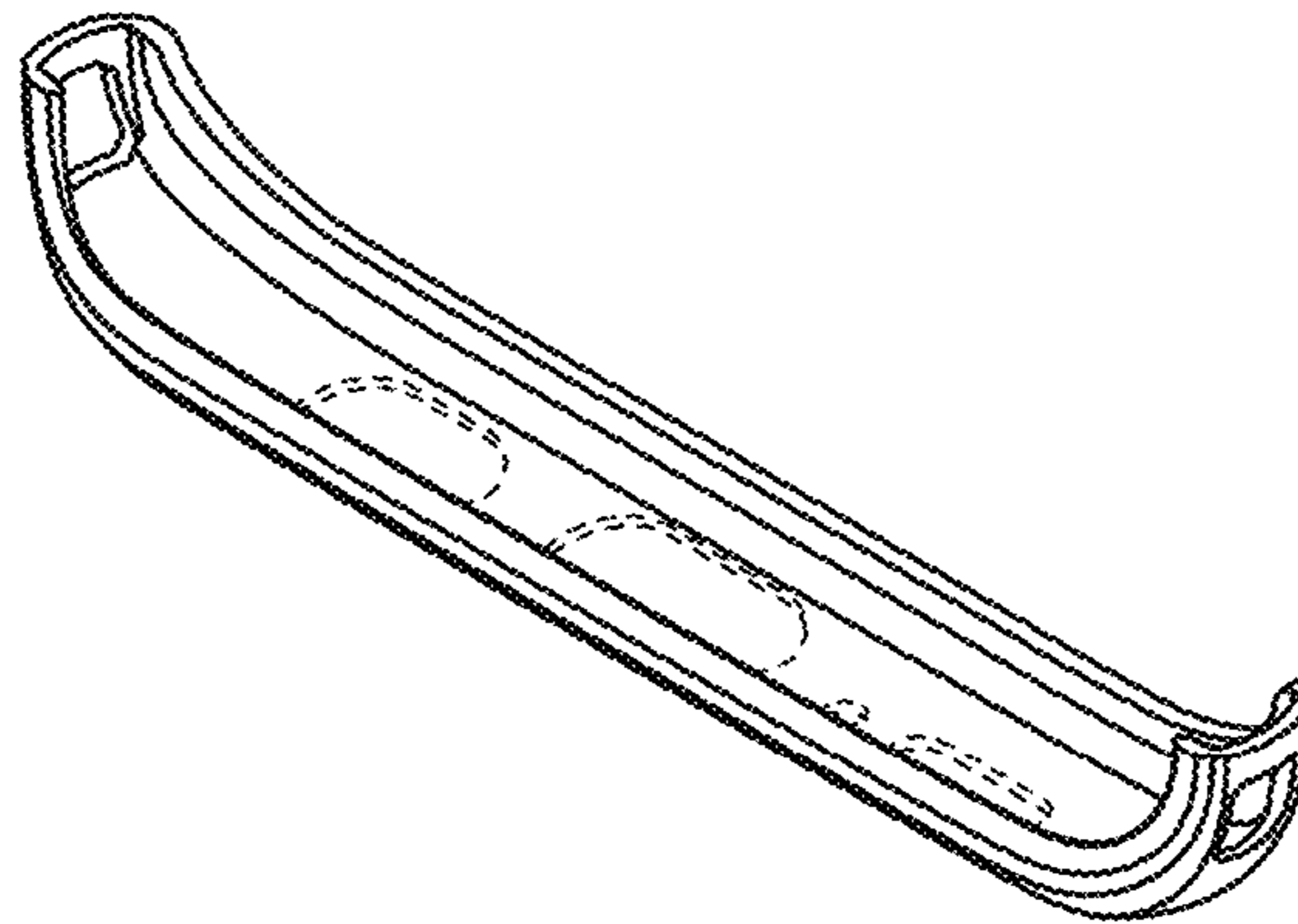


FIG. 14

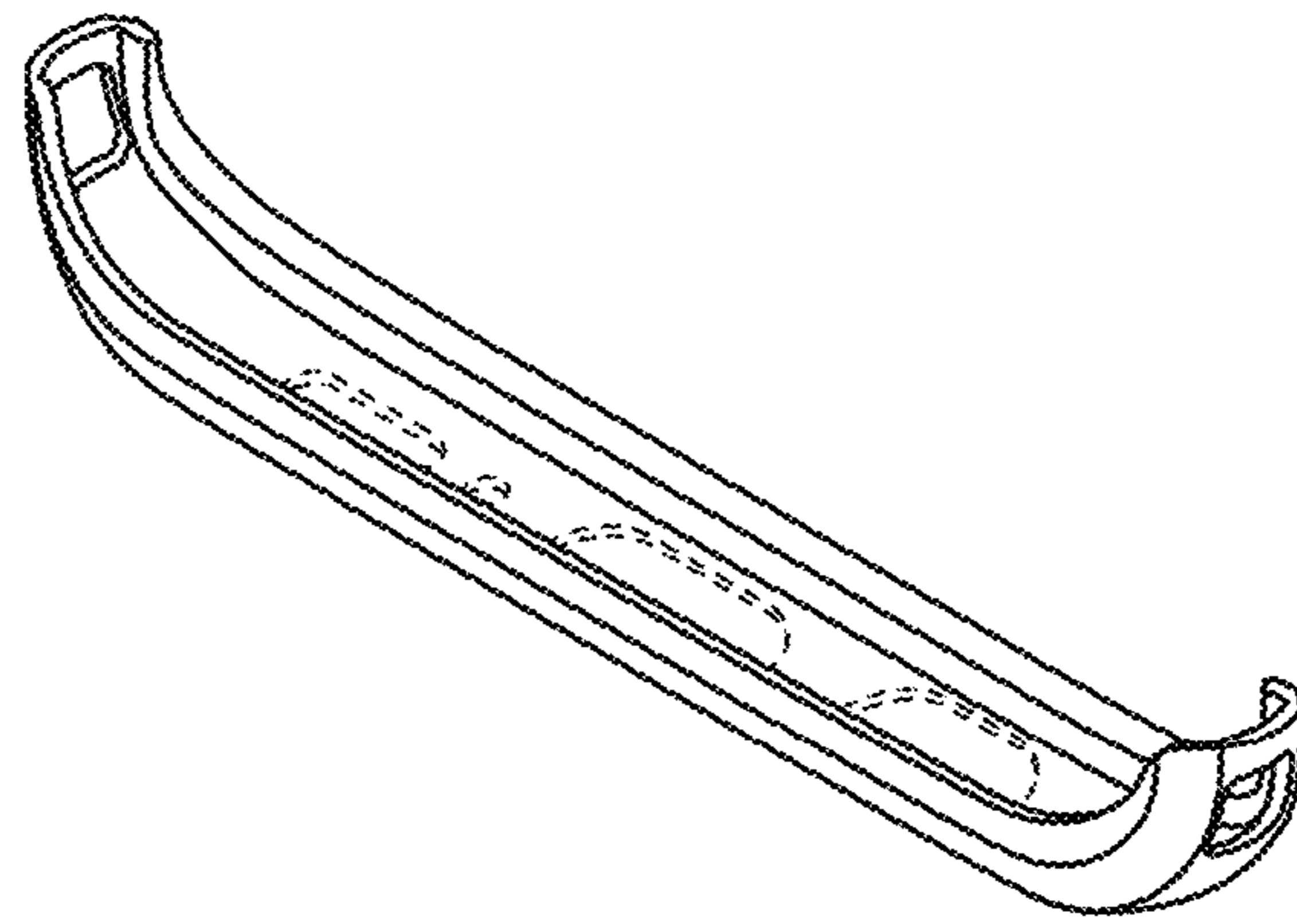


FIG. 15

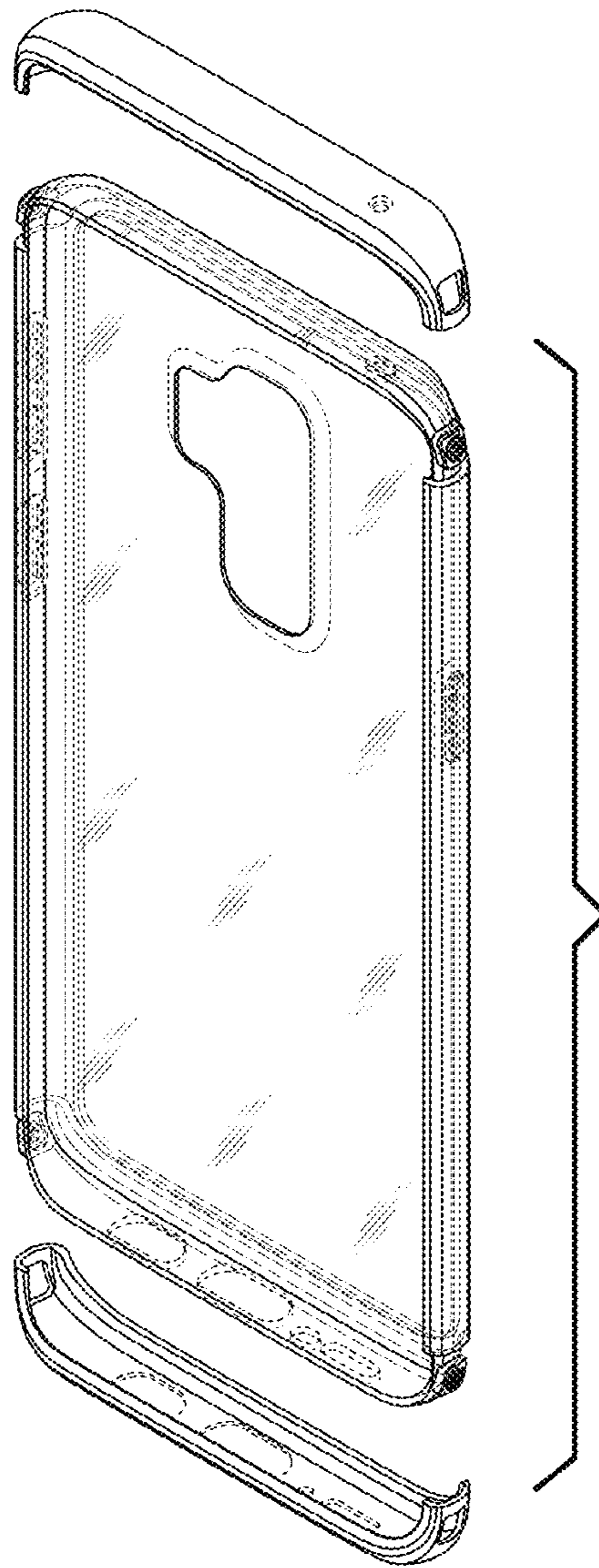


FIG. 16

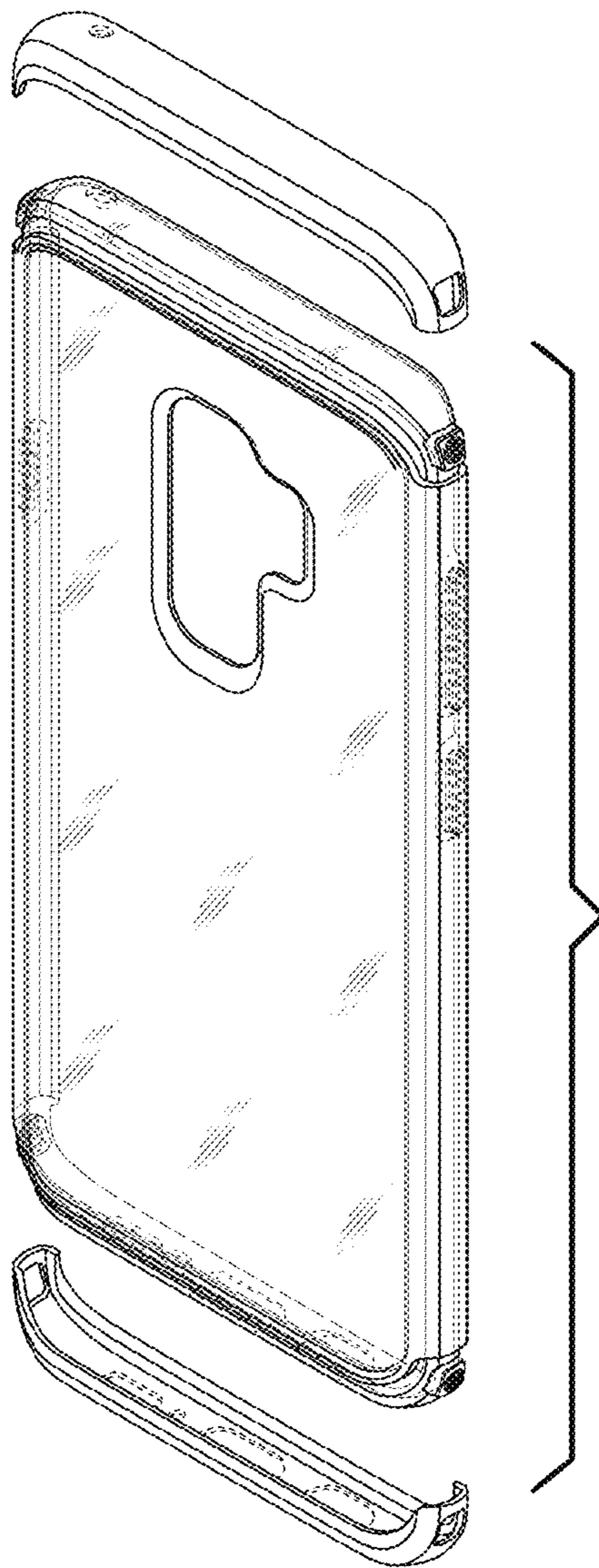


FIG. 17

