



US00D864179S

(12) **United States Design Patent** (10) **Patent No.:** **US D864,179 S**  
**Lin et al.** (45) **Date of Patent:** **\*\* Oct. 22, 2019**

(54) **CASE FOR A PORTABLE ELECTRONIC DEVICE**

(71) Applicant: **HTC Corporation**, Taoyuan (TW)

(72) Inventors: **Yen-Hung Lin**, Taoyuan (TW);  
**Michael Ross Massucco**, San Francisco, CA (US)

(73) Assignee: **HTC Corporation**, Taoyuan (TW)

(\*\*) Term: **15 Years**

(21) Appl. No.: **29/597,825**

(22) Filed: **Mar. 21, 2017**

**Related U.S. Application Data**

(62) Division of application No. 29/480,712, filed on Jan. 29, 2014, now Pat. No. Des. 785,613.

(51) **LOC (12) Cl.** ..... **14-03**

(52) **U.S. Cl.**  
USPC ..... **D14/250**

(58) **Field of Classification Search**

USPC ..... D14/250–253, 440, 203.3–203.7, 217,  
D14/496, 248, 238.1, 240, 447, 230, 247,  
D14/341, 345, 346, 439; D3/201, 218,  
D3/269, 301, 273, 303; D13/103,  
D13/107–108

CPC . A45C 2011/002; A45C 11/00; A45C 13/002;  
A45C 2011/003; H04M 1/0283; H04M  
1/0202; H04M 1/185; H04B 1/3888

See application file for complete search history.

(56) **References Cited**

**U.S. PATENT DOCUMENTS**

D684,150 S \* 6/2013 Goradesky ..... D14/250  
D694,226 S \* 11/2013 Thompson ..... D14/250

D747,708 S \* 1/2016 Roberts ..... D14/250  
D753,641 S \* 4/2016 Roberts ..... D14/250  
D755,771 S \* 5/2016 Norma ..... D14/250  
D756,345 S \* 5/2016 Roberts ..... D14/250  
9,375,874 B2 \* 6/2016 Lin ..... B29C 65/08  
D781,831 S \* 3/2017 Huang ..... D14/250  
D791,113 S \* 7/2017 Tien ..... D14/250  
D791,297 S \* 7/2017 Ljungstrom ..... D23/364  
D813,855 S \* 3/2018 Chang ..... D14/250  
D815,682 S \* 4/2018 Trifilio ..... D17/20  
D828,856 S \* 9/2018 Langhammer ..... D14/496  
D837,194 S \* 1/2019 Roberts ..... D14/250

\* cited by examiner

*Primary Examiner* — Holly E Thurman

(74) *Attorney, Agent, or Firm* — JCIPRNET

(57) **CLAIM**

The ornamental design for a case for a portable electronic device, as shown and described.

**DESCRIPTION**

FIG. 1 is a perspective view of a case for a portable electronic device showing our new design;

FIG. 2 is a front view thereof;

FIG. 3 is a rear view thereof;

FIG. 4 is a left view thereof;

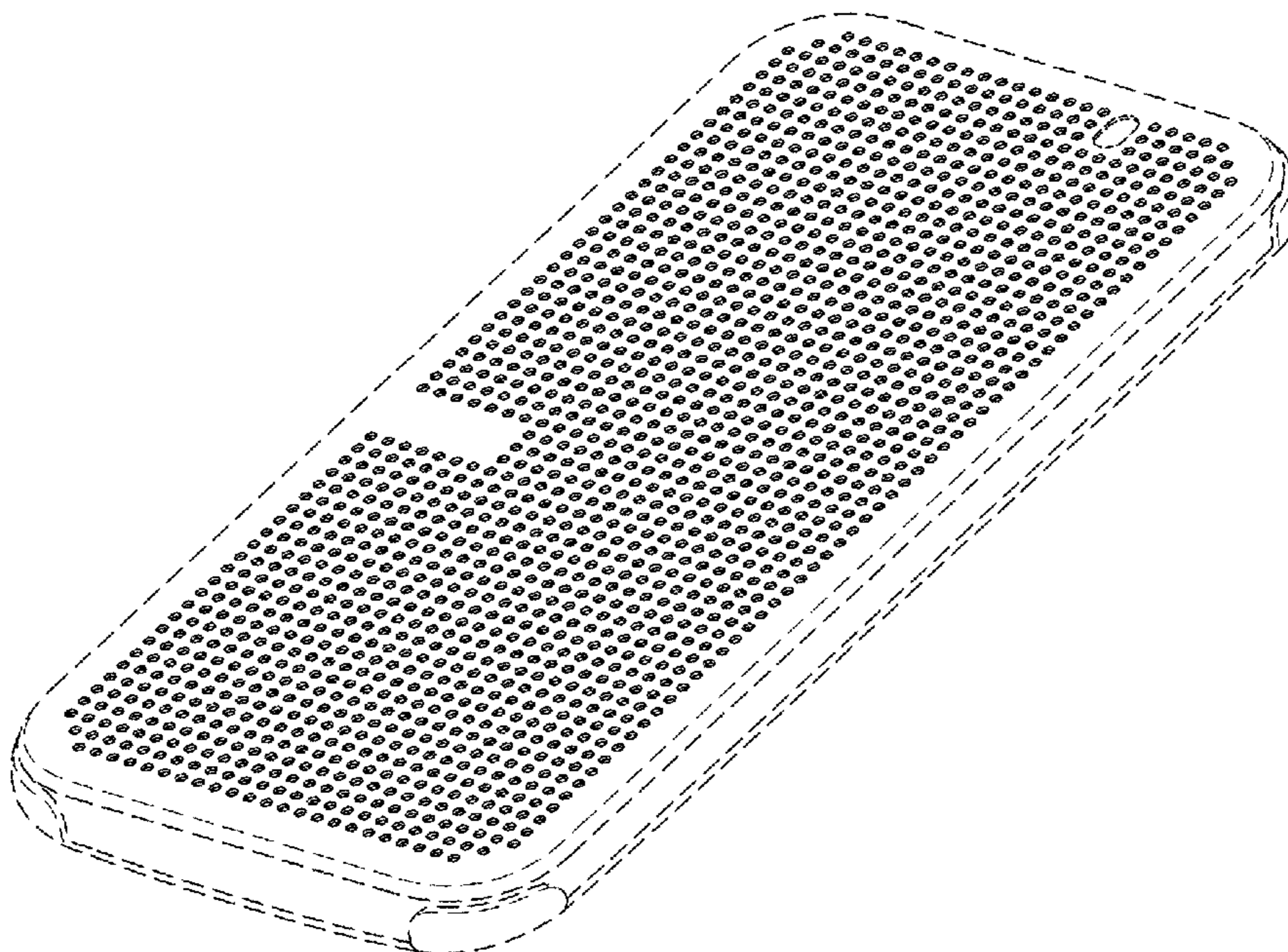
FIG. 5 is a right view thereof;

FIG. 6 is a top view thereof; and,

FIG. 7 is a bottom view thereof.

The broken line portions of the case for a portable electronic device in FIGS. 1-7 represent unclaimed portions of the design and form no part thereof.

**1 Claim, 5 Drawing Sheets**



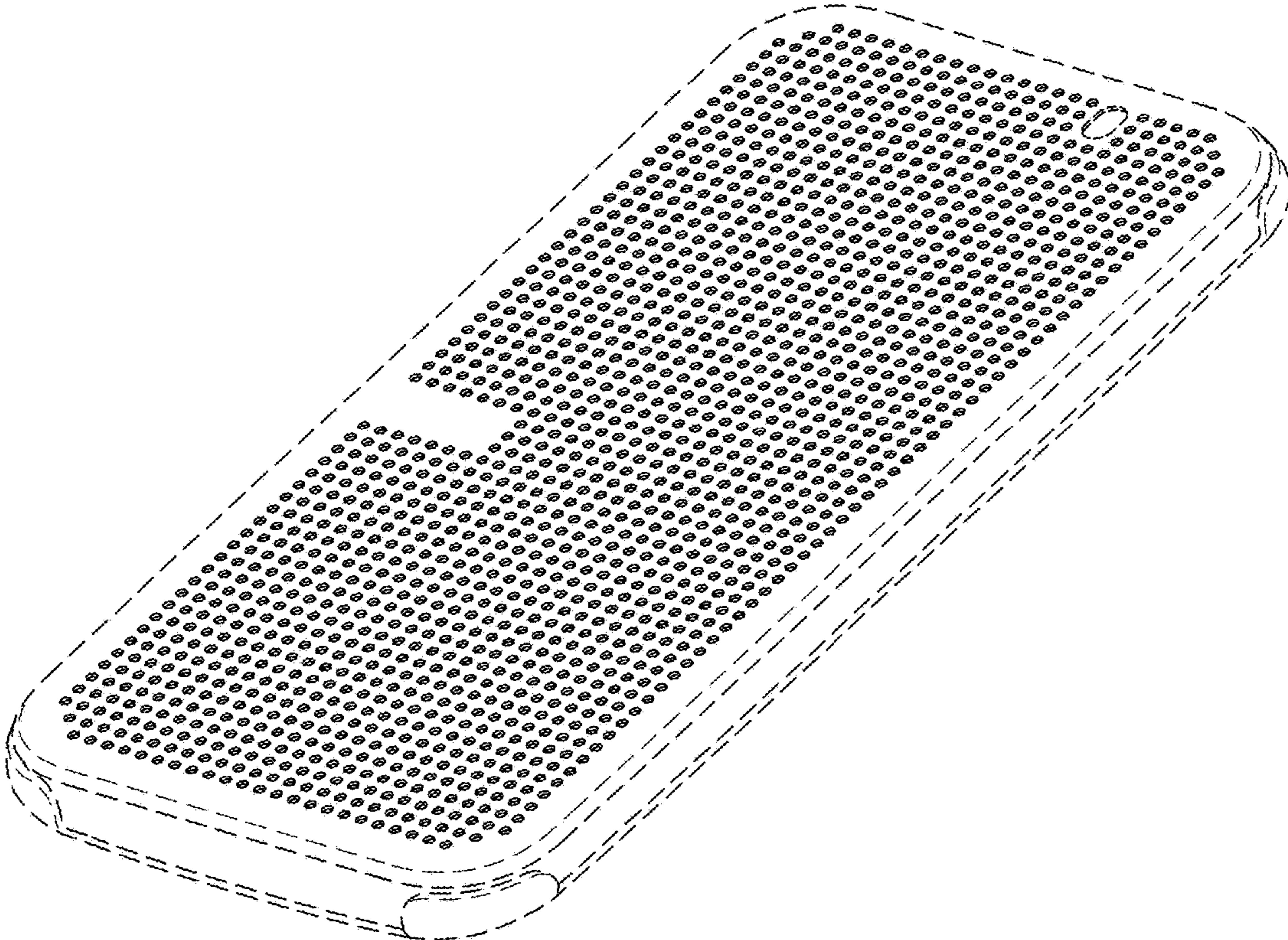


FIG. 1






FIG. 2




FIG. 3



FIG. 4




FIG. 5



FIG. 6




FIG. 7