



US00D864165S

(12) **United States Design Patent**
Roberts

(10) **Patent No.:** **US D864,165 S**

(45) **Date of Patent:** **** Oct. 22, 2019**

(54) **EARPHONES**

(71) Applicant: **James Roberts**, St Martin (JE)

(72) Inventor: **James Roberts**, St Martin (JE)

(73) Assignee: **Flashbay Electronics Hong Kong Limited**, Hong Kong (HK)

(**) Term: **15 Years**

(21) Appl. No.: **29/650,659**

(22) Filed: **Jun. 8, 2018**

(51) **LOC (12) Cl.** **14-01**

(52) **U.S. Cl.**
USPC **D14/223**

(58) **Field of Classification Search**
USPC D14/223, 205; D24/174; 128/864, 865,
128/866; 181/129, 130, 135; 379/430,
379/431; 381/380, 381, 370, 74;
455/90.3, 575.1, 569.1
CPC H04R 1/10; H04R 25/00; H04R 1/1066;
H04R 1/1016; H04R 1/033; H04R 5/033;
H04R 5/0335; H04R 1/105; H04R 1/1091
See application file for complete search history.

(56) **References Cited**

U.S. PATENT DOCUMENTS

- 5,410,608 A * 4/1995 Lucey H04R 1/083
381/360
- 6,084,976 A * 7/2000 Lin H04R 1/1016
181/129
- D430,146 S * 8/2000 Lin D14/223
- D510,337 S * 10/2005 Tages D14/205
- D512,049 S * 11/2005 Yang D14/205
- D512,990 S * 12/2005 Yang D14/205
- D517,054 S * 3/2006 Yang D14/205
- D519,109 S * 4/2006 Perszyk D14/223
- D536,692 S * 2/2007 Alwicker D14/188

- D537,812 S * 3/2007 Erich D14/206
- D538,271 S * 3/2007 Kim D14/223
- D538,784 S * 3/2007 Eklund D14/205
- D555,151 S * 11/2007 Eklund D14/223
- D555,152 S * 11/2007 Wang D14/223
- D566,099 S * 4/2008 Komiyama D14/206
- D572,242 S * 7/2008 Yang D14/205
- D573,977 S * 7/2008 Ledbetter D14/205
- D581,396 S * 11/2008 Wikel D14/206
- D582,897 S * 12/2008 Christopher D14/223
- D583,804 S * 12/2008 Mahler D14/223
- D585,431 S * 1/2009 Bradford D14/205
- D588,113 S * 3/2009 Bradford D14/223
- D595,273 S * 6/2009 Kim D14/223
- D595,697 S * 7/2009 Mao D14/205
- D597,084 S * 7/2009 Gondo D14/223

(Continued)

FOREIGN PATENT DOCUMENTS

EM 004542744-0002 * 12/2017

Primary Examiner — Paula Allen Greene

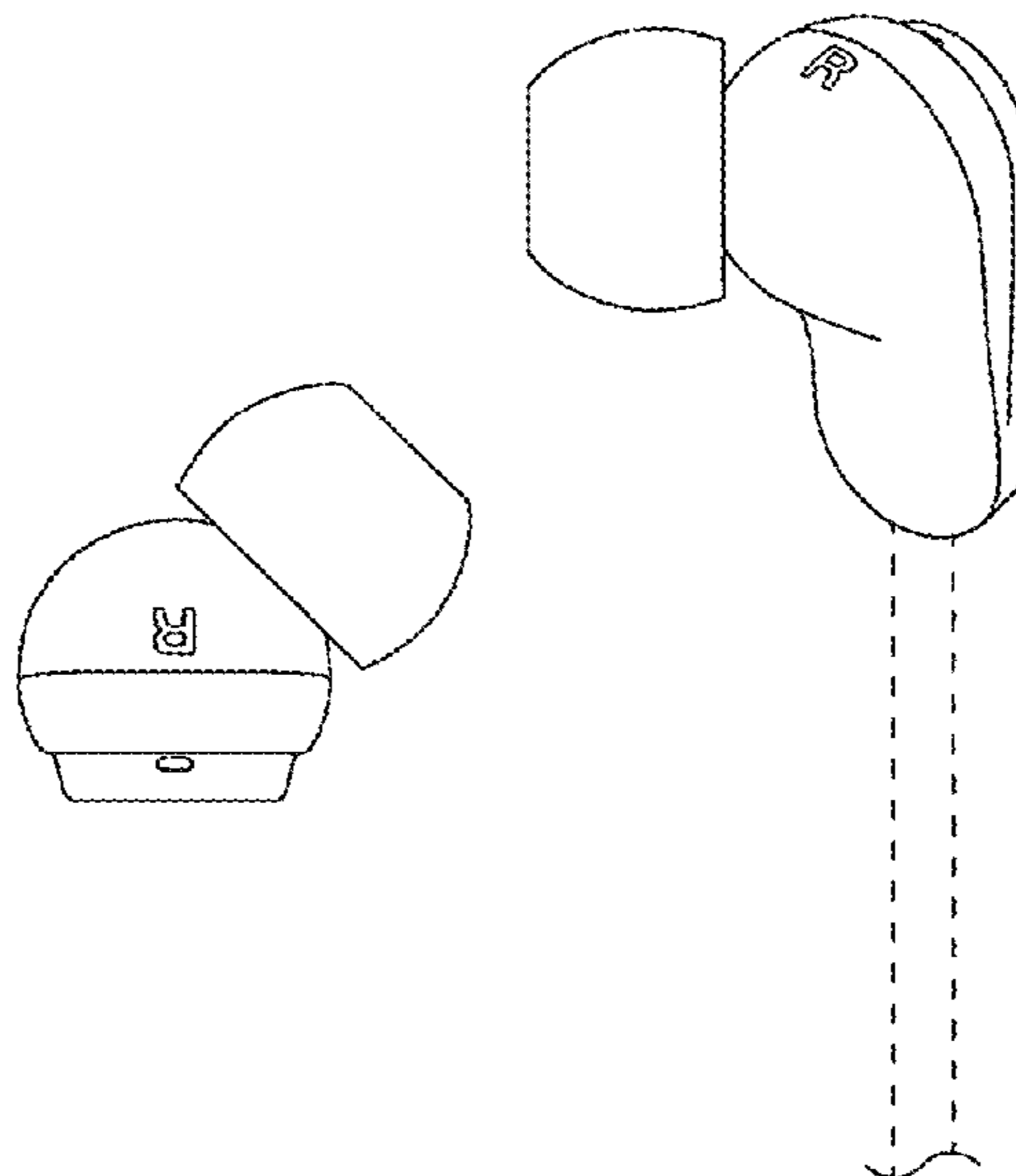
(57) **CLAIM**

The ornamental design for earphones, as shown and described.

DESCRIPTION

FIG. 1 is a right side view of the earphones.
 FIG. 2 is a rear view of the earphones.
 FIG. 3 is a top view of the earphones.
 FIG. 4 is a bottom view of the earphones.
 FIG. 5 is a left side view of the earphones.
 FIG. 6 a front view of the earphones.
 FIG. 7 is a rear left top perspective view of the earphones;
 and,
 FIG. 8 is a front right top perspective view of the earphones.
 The connecting wires shown in broken lines are not claimed.
 The broken lines depict environment that forms no part of
 the claimed design.

1 Claim, 3 Drawing Sheets



(56)

References Cited

U.S. PATENT DOCUMENTS

D598,900 S * 8/2009 Wikel D14/223
 D603,377 S * 11/2009 Chung D14/223
 D603,378 S * 11/2009 Paradise D14/223
 D604,272 S * 11/2009 Kitayama D14/223
 D604,722 S * 11/2009 Mistry D14/223
 D631,470 S * 1/2011 Yoneyama D14/223
 D636,381 S * 4/2011 Liner D14/223
 D640,242 S * 6/2011 Fahrendorff D14/223
 D643,417 S * 8/2011 Lee D14/223
 D649,957 S * 12/2011 Fahrendorff D14/223
 D656,490 S * 3/2012 Birger D14/223
 8,139,808 B2 * 3/2012 Liu H04M 1/05
 381/330
 D664,125 S * 7/2012 Koch D14/223
 8,270,915 B2 * 9/2012 Sanford H01Q 1/243
 343/904
 D673,531 S * 1/2013 Lee D14/223

D679,267 S * 4/2013 Lee D14/223
 D693,796 S * 11/2013 Birger D14/223
 D698,026 S * 1/2014 Kuwata D24/174
 8,630,425 B2 * 1/2014 Chang H04R 1/1041
 381/71.1
 D725,082 S * 3/2015 Palmborg D14/223
 D733,101 S * 6/2015 Pi D14/223
 D742,861 S * 11/2015 Miyake D14/223
 D743,949 S * 11/2015 Miyake D14/223
 D762,616 S * 8/2016 Hsieh D14/205
 D764,445 S * 8/2016 Czaniecki D14/223
 D776,641 S * 1/2017 Rochat D14/223
 D793,368 S * 8/2017 Harper D14/223
 D801,313 S * 10/2017 Lai D14/223
 D801,950 S * 11/2017 Otani D14/223
 D806,879 S * 1/2018 Horbinski D24/174
 D817,309 S * 5/2018 Czaniecki D14/223
 2010/0166208 A1 * 7/2010 Kato H04R 1/1033
 381/74
 2017/0026738 A1 * 1/2017 Tang H04R 1/1091

* cited by examiner

FIG.1

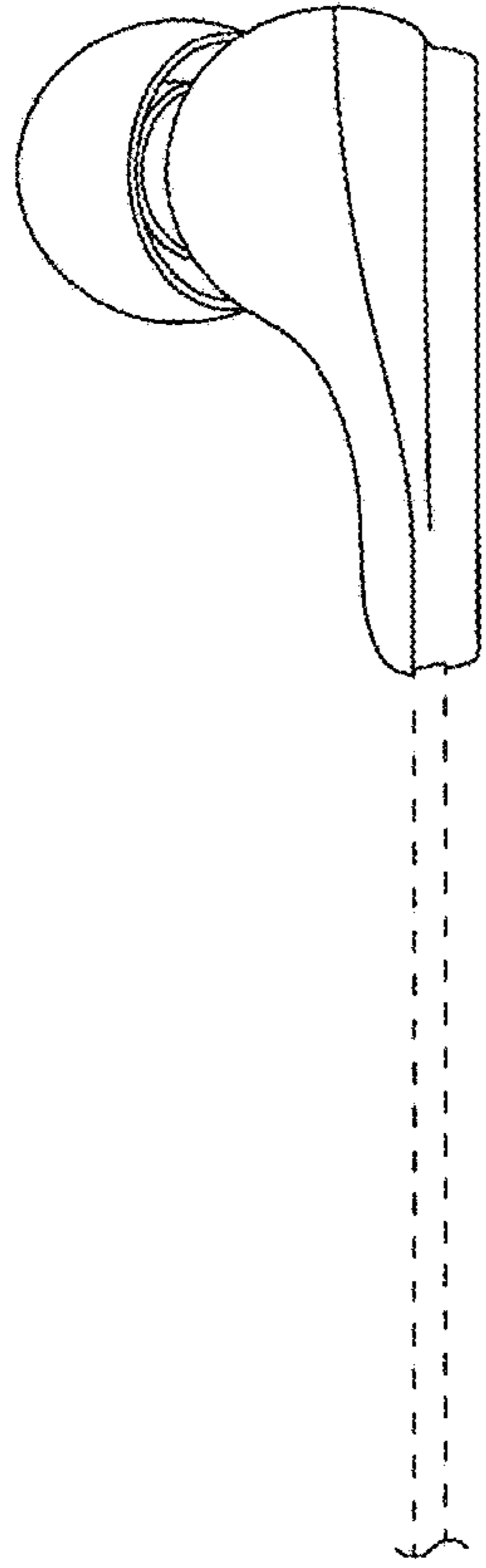


FIG.2

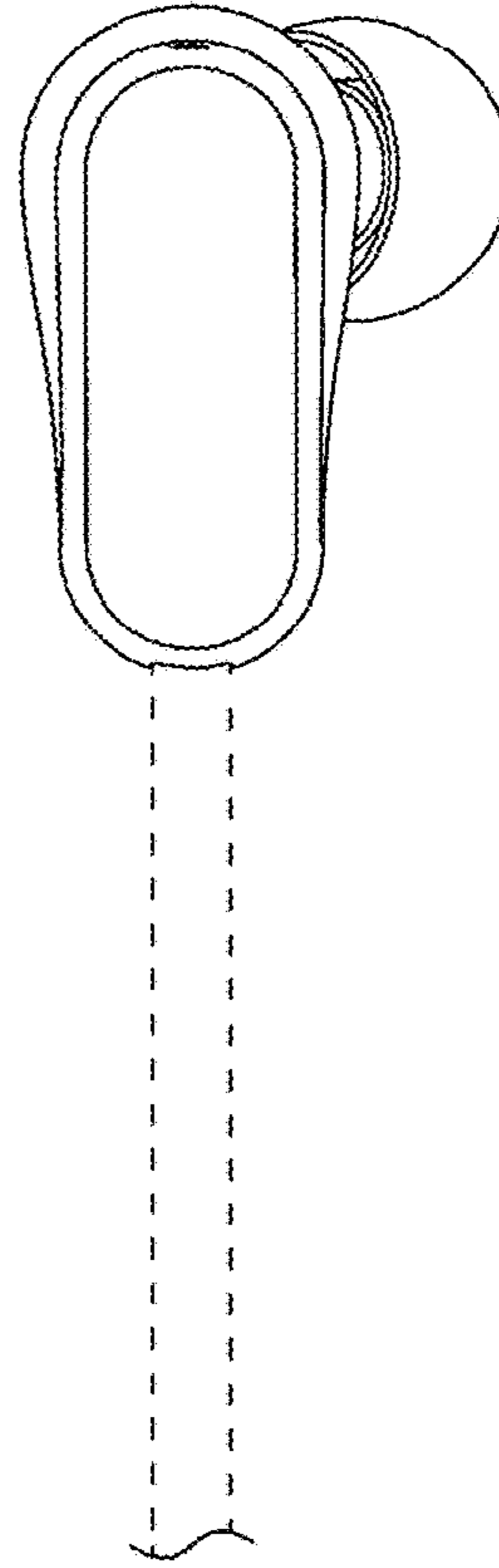


FIG.3

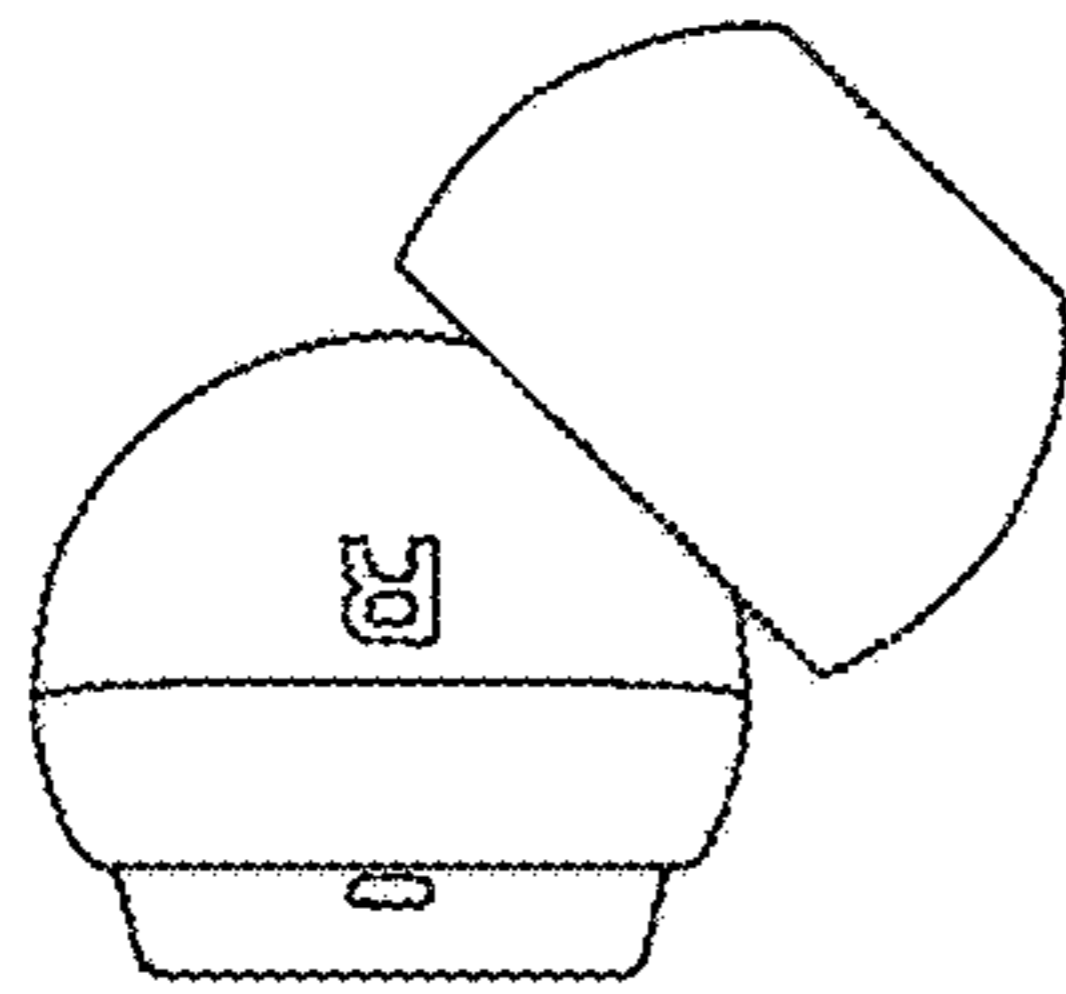


FIG.4

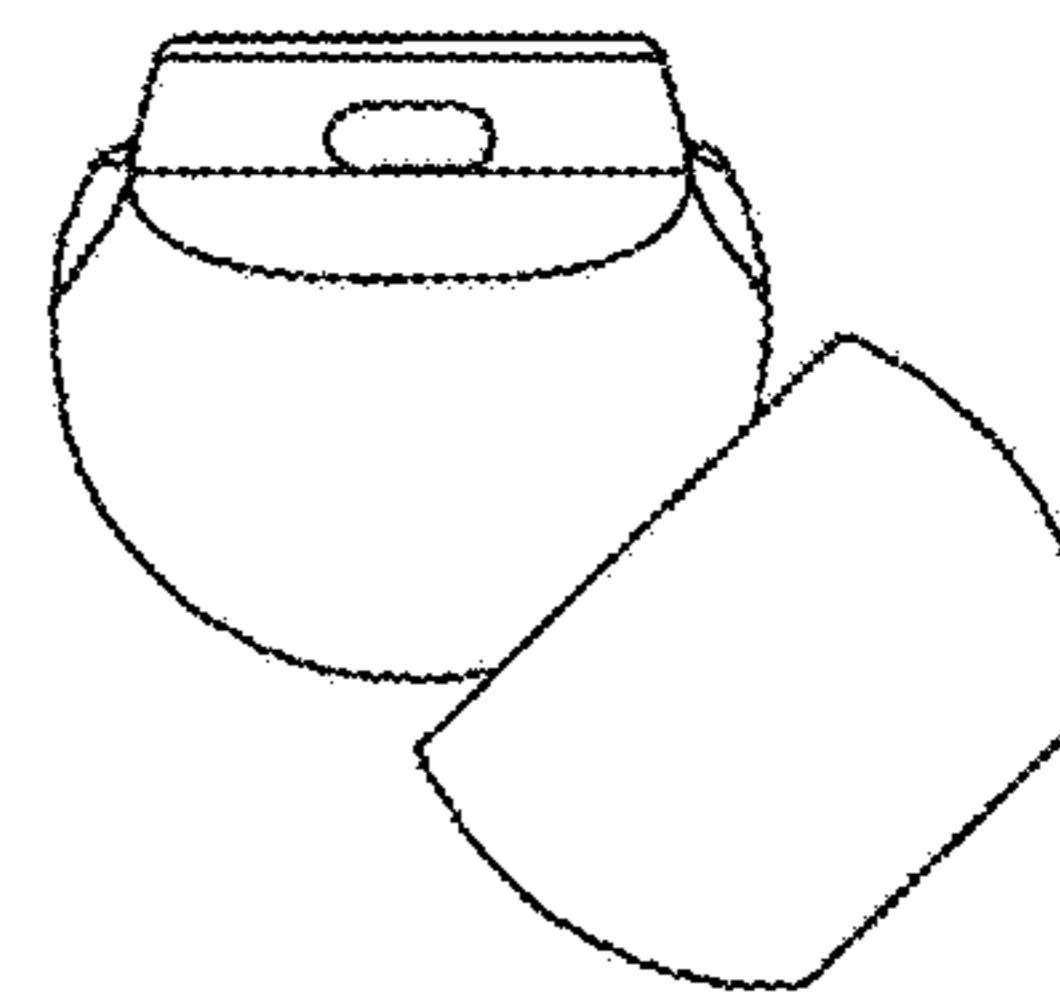


FIG.5

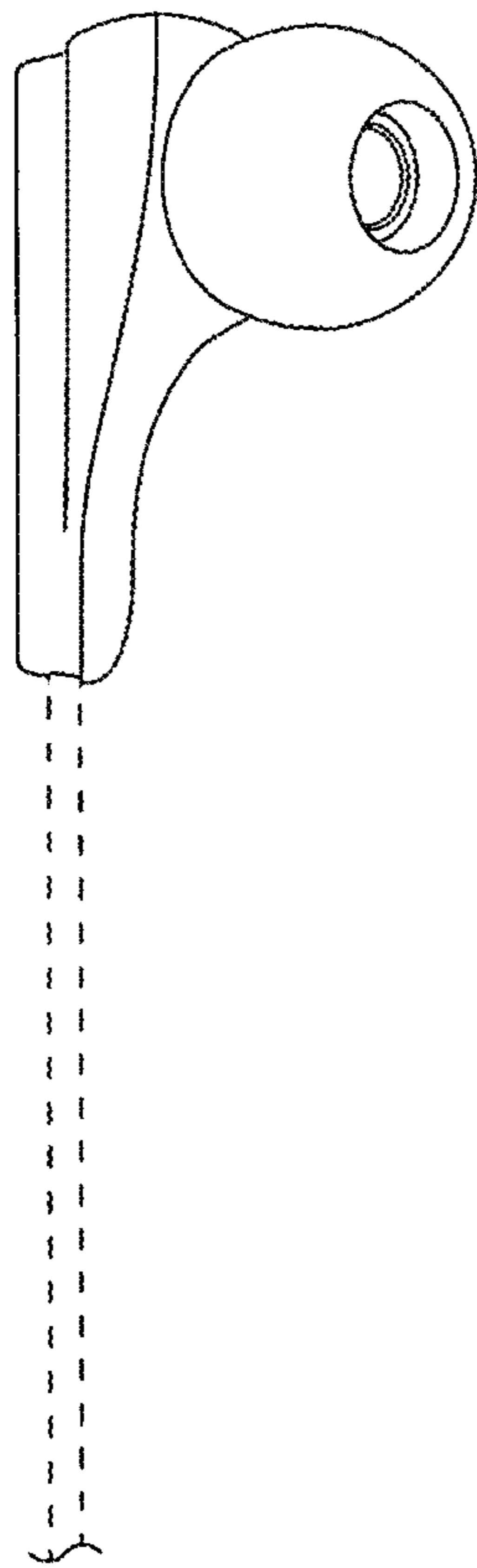


FIG.6

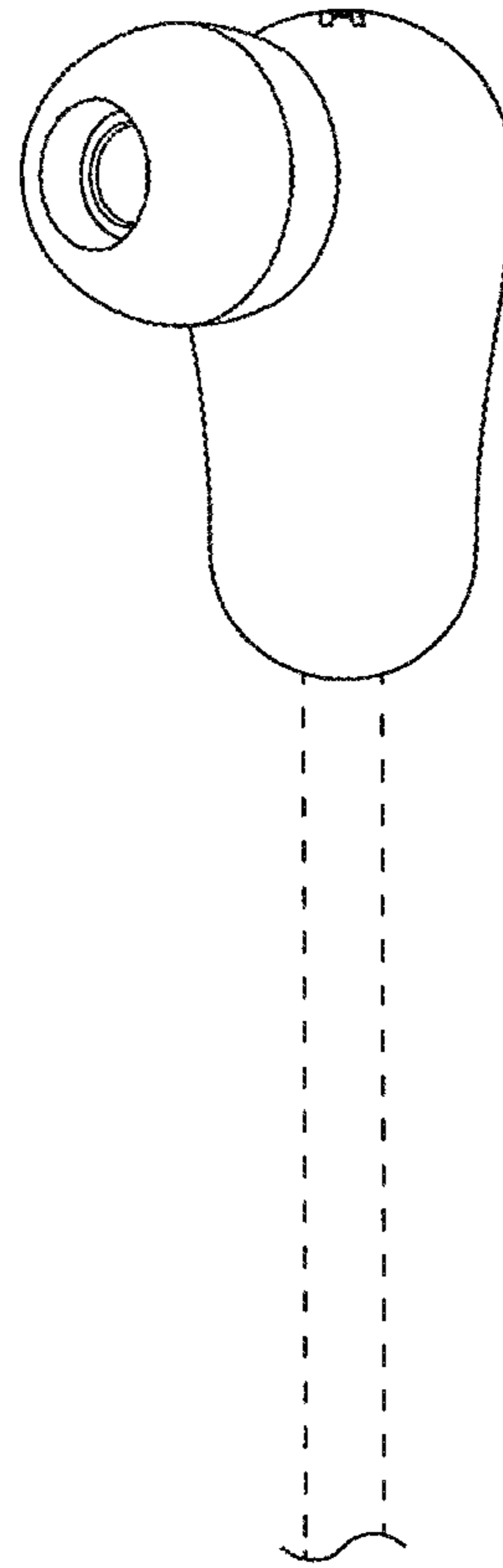


FIG.7

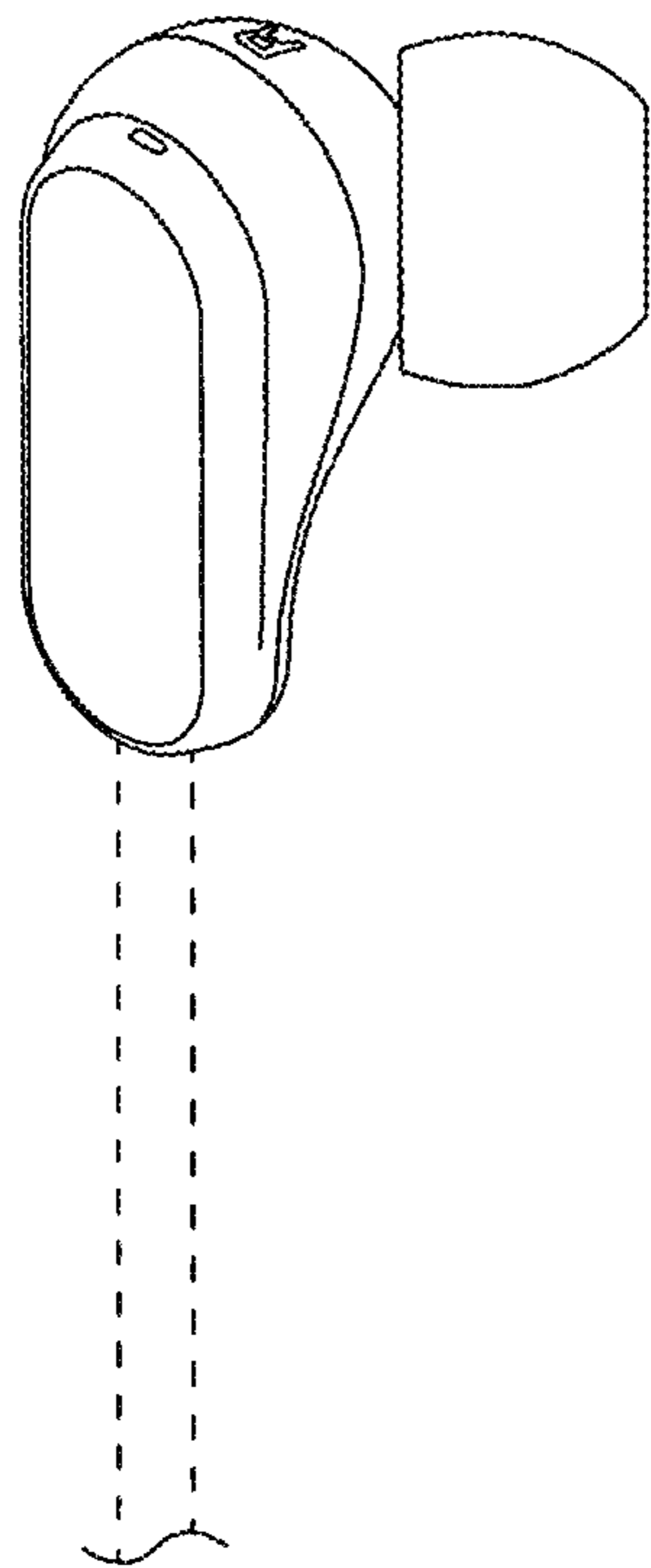


FIG.8

