

US00D864146S

(12) **United States Design Patent** (10) **Patent No.:** **US D864,146 S**  
**Takahata** (45) **Date of Patent:** **\*\* Oct. 22, 2019**

(54) **INTERCOM**  
(71) Applicant: **AIPHONE CO., LTD.**, Nagoya-shi (JP)  
(72) Inventor: **Kotaro Takahata**, Nagoya (JP)  
(73) Assignee: **AIPHONE CO., LTD.**, Nagoya-shi (JP)  
(\*\*) Term: **15 Years**  
(21) Appl. No.: **29/609,094**  
(22) Filed: **Jun. 28, 2017**  
(30) **Foreign Application Priority Data**

D588,574 S \* 3/2009 Takahata ..... D14/159  
D597,062 S \* 7/2009 Lando ..... D14/159  
D660,819 S 5/2012 Chen et al.  
D722,301 S \* 2/2015 Crippa ..... D14/159  
D728,509 S 5/2015 Hinkel  
D729,760 S \* 5/2015 Takahata ..... D14/159  
D744,451 S 12/2015 Takahata  
D761,752 S \* 7/2016 Takahata ..... D14/159  
D761,753 S 7/2016 Michielan  
D761,756 S 7/2016 Michielan  
D761,758 S 7/2016 Michielan  
D765,051 S \* 8/2016 Takahata ..... D14/159  
D766,204 S \* 9/2016 Takahata ..... D14/159  
D769,210 S \* 10/2016 Haro ..... D14/159  
D773,428 S \* 12/2016 Takahata ..... D14/159  
D800,087 S 10/2017 Shanes et al.  
D817,299 S \* 5/2018 Shanes ..... D14/159  
D820,804 S \* 6/2018 Nagatsuka ..... D14/159  
D820,805 S \* 6/2018 Nagatsuka ..... D14/159  
D842,262 S \* 3/2019 Takahata ..... D14/159

May 1, 2017 (JP) ..... 2017-9636

(51) **LOC (12) Cl.** ..... **14-03**  
(52) **U.S. Cl.**  
USPC ..... **D14/159**

(58) **Field of Classification Search**  
USPC ..... D14/302-307, 900-902, 159; D13/163;  
D20/10; D21/332, 325, 369, 370;  
D99/28; D6/397, 466; 194/206;  
361/679.01, 679.02, 679.04, 679.21,  
361/679.57, 725  
CPC ..... G06Q 20/18; G06Q 20/10; G06Q 20/123;  
G06Q 20/20; G06Q 30/02; G06Q 30/06;  
A47F 9/047  
See application file for complete search history.

(56) **References Cited**  
U.S. PATENT DOCUMENTS  
D289,759 S 5/1987 Koob  
D313,593 S 1/1991 Morooka  
D519,100 S 4/2006 Shioya et al.  
D561,734 S \* 2/2008 Yamada ..... D14/159

\* cited by examiner

*Primary Examiner* — Austin Murphy  
(74) *Attorney, Agent, or Firm* — Lando & Anastasi, LLP

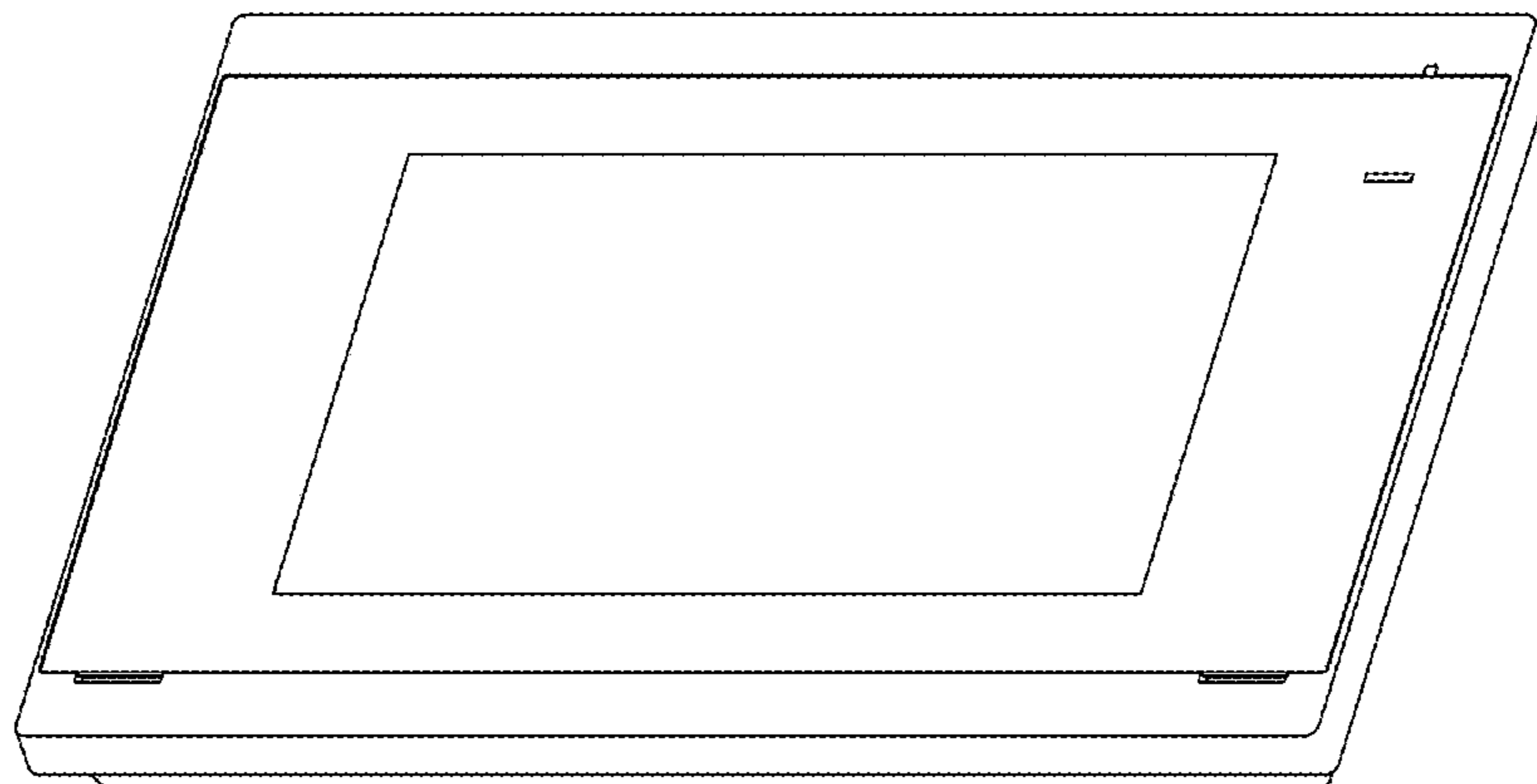
(57) **CLAIM**

The ornamental design for an intercom, as shown and described.

**DESCRIPTION**

FIG. 1 is a front view of an intercom design;  
FIG. 2 is a rear view thereof;  
FIG. 3 is a top view thereof;  
FIG. 4 is a bottom view thereof;  
FIG. 5 is a right view thereof;  
FIG. 6 is a left view thereof; and,  
FIG. 7 is a perspective view thereof.  
The dashed broken lines shown in the Figures do not represent a part of the claimed design.

**1 Claim, 7 Drawing Sheets**






Fig.1

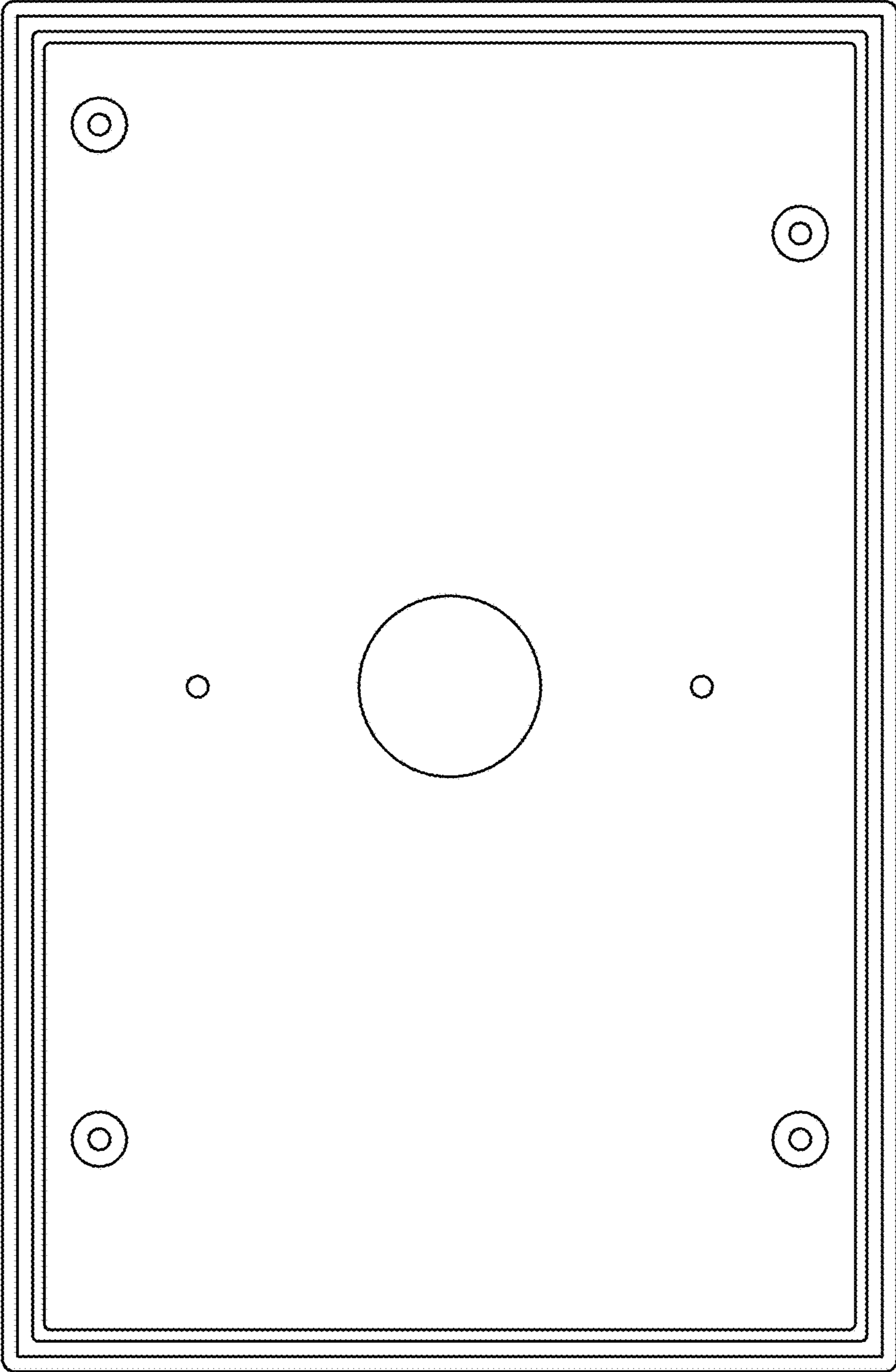


Fig.2




Fig.3

Fig.4






Fig. 5

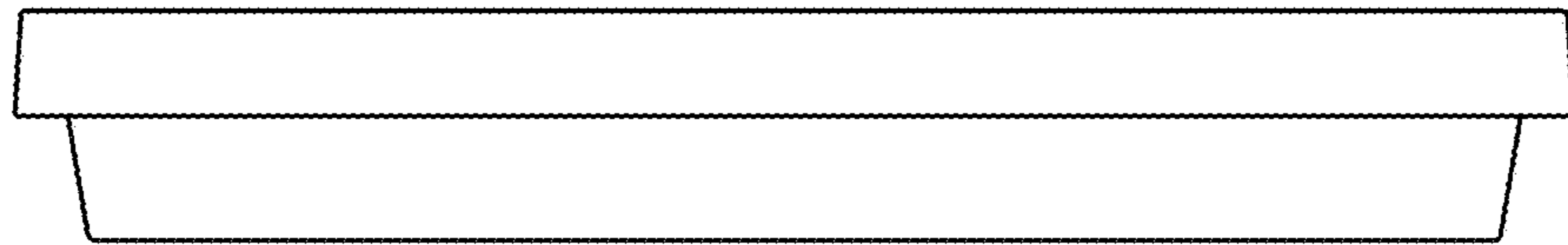


Fig.6




Fig.7