

US00D864104S

(12) **United States Design Patent** (10) **Patent No.:** **US D864,104 S**  
**Kristen et al.** (45) **Date of Patent:** **\*\* Oct. 22, 2019**

(54) **TIRE**  
(71) Applicant: **CONTINENTAL REIFEN DEUTSCHLAND GMBH**, Hannover (DE)  
(72) Inventors: **Florian Kristen**, Hannover (DE); **Christian Meiners**, Hannover (DE); **Frank Lippert**, Lehrte (DE); **Paul Naglatzki**, Hannover (DE)

(73) Assignee: **Continental Reifen Deutschland GmbH**, Hannover (DE)

(\*\*) Term: **15 Years**

(21) Appl. No.: **29/615,103**

(22) Filed: **Aug. 25, 2017**

(30) **Foreign Application Priority Data**

Mar. 1, 2017 (EM) ..... 003778034-0001

(51) **LOC (12) Cl.** ..... **12-15**

(52) **U.S. Cl.**  
USPC ..... **D12/599**

(58) **Field of Classification Search**  
USPC ..... D12/502, 599, 600, 579  
CPC ..... B60C 11/03; B60C 2011/0351; B60C 2011/0358; B60C 2011/0374  
See application file for complete search history.

(56) **References Cited**

**U.S. PATENT DOCUMENTS**

D348,033 S \* 6/1994 Croissant ..... D12/600  
D610,075 S \* 2/2010 Song ..... D12/593

D611,892 S \* 3/2010 Huffman ..... D12/599  
D619,532 S \* 7/2010 Bao ..... D12/599  
D642,973 S \* 8/2011 Parr ..... D12/599  
D733,040 S \* 6/2015 Rayman ..... D12/599  
D785,554 S \* 5/2017 Krier ..... D12/588  
D785,556 S \* 5/2017 Dixon ..... D12/601  
D786,184 S \* 5/2017 Dixon ..... D12/600  
D794,547 S \* 8/2017 Neubauer ..... D12/581  
D795,175 S \* 8/2017 Hughes ..... D12/579

\* cited by examiner

*Primary Examiner* — Robert M. Spear

(74) *Attorney, Agent, or Firm* — Laurence A. Greenberg; Werner H. Stemer; Ralph E. Locher

(57) **CLAIM**

The ornamental design for a tire, as shown and described.

**DESCRIPTION**

FIG. 1 is a front perspective view of the tire showing my new invention;

FIG. 2 is a front elevation view thereof;

FIG. 3 is an enlarged partial front elevation view thereof;

FIG. 4 is a right side elevation view thereof; and,

FIG. 5 is a left side elevation view thereof.

The broken line in FIG. 1 represents the border between the claimed portion of the tire and the unclaimed inner portion of the tire, and forms no part of the claimed design.

**1 Claim, 5 Drawing Sheets**






FIG. 1

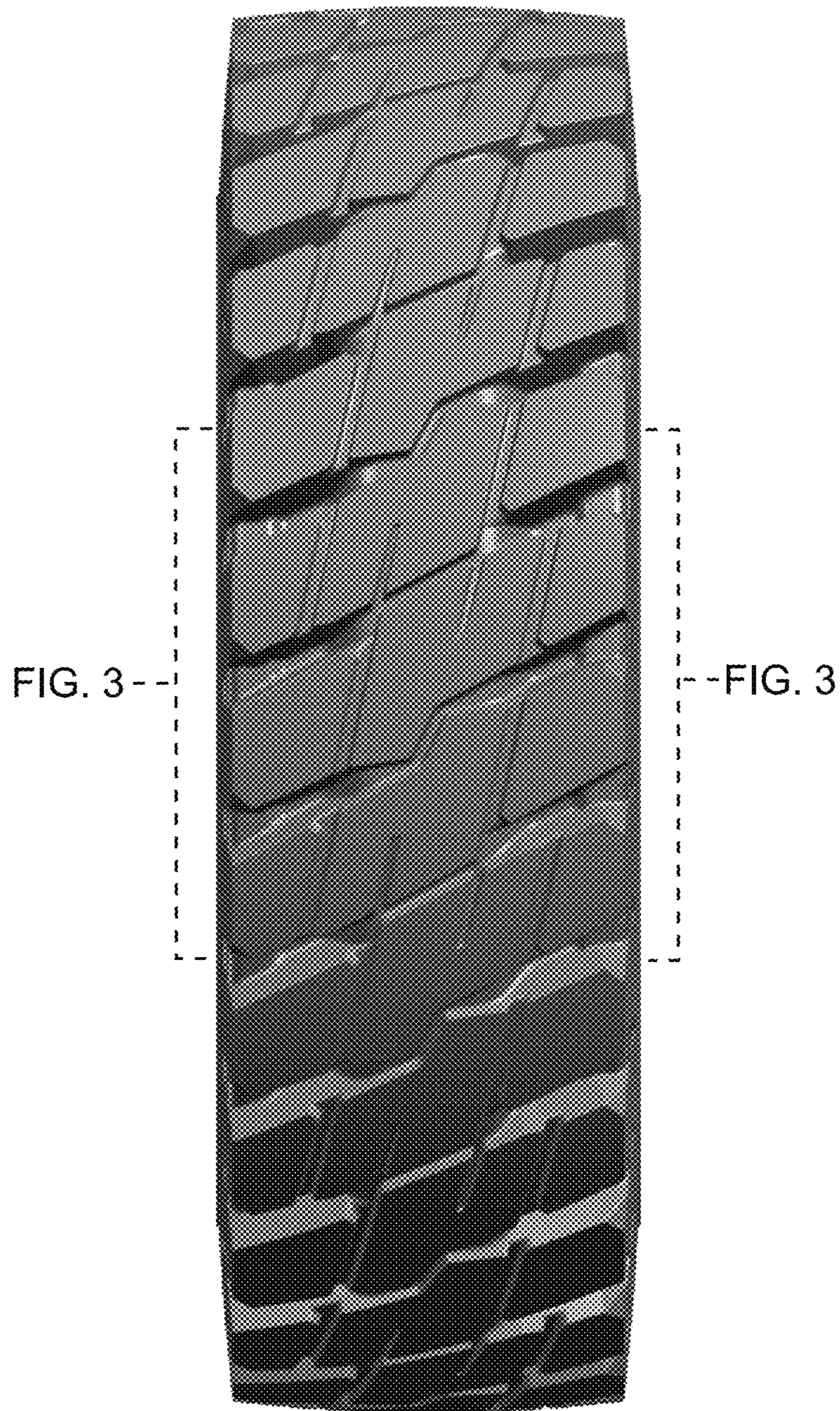


FIG. 2




FIG. 3




FIG. 4




FIG. 5