

US00D864102S

(12) **United States Design Patent** (10) **Patent No.:** **US D864,102 S**
Sareen (45) **Date of Patent:** **** Oct. 22, 2019**

(54) **TIRE TREAD**
(71) Applicant: **Omni United (S) PTE Ltd.**, Singapore (SG)
(72) Inventor: **Gajendra Singh Sareen**, Singapore (SG)
(73) Assignee: **OMNI UNITED (S) PTE LTE.**, Singapore (SG)
(**) Term: **15 Years**
(21) Appl. No.: **29/646,447**
(22) Filed: **May 4, 2018**
(51) **LOC (12) Cl.** **12-15**
(52) **U.S. Cl.**
USPC **D12/594; D12/901**
(58) **Field of Classification Search**
USPC D12/527, 531, 532, 579, 588, 594, 595, D12/600, 601
CPC B60C 11/0306; B60C 11/04
See application file for complete search history.

D563,863 S * 3/2008 Campana D12/600
D597,023 S 7/2009 Park
D627,713 S 11/2010 Le
D639,235 S * 6/2011 Reim D12/600
D640,626 S * 6/2011 Metzger D12/600
D646,220 S * 10/2011 Tamura D12/600
D650,735 S * 12/2011 Kaji D12/594
D653,199 S 1/2012 Scheuren
D656,889 S 4/2012 Grolier
D657,302 S 4/2012 Durand
D661,642 S 6/2012 Krupa
D662,456 S 6/2012 Corsi
D662,459 S 6/2012 Kojima
D662,462 S 6/2012 Youn

(Continued)

Primary Examiner — Robert M. Spear
(74) *Attorney, Agent, or Firm* — Hemingway & Hansen, LLP; D. Scott Hemingway; Elizabeth Hartman

(57) **CLAIM**

The ornamental design for a tire tread, as shown and described.

DESCRIPTION

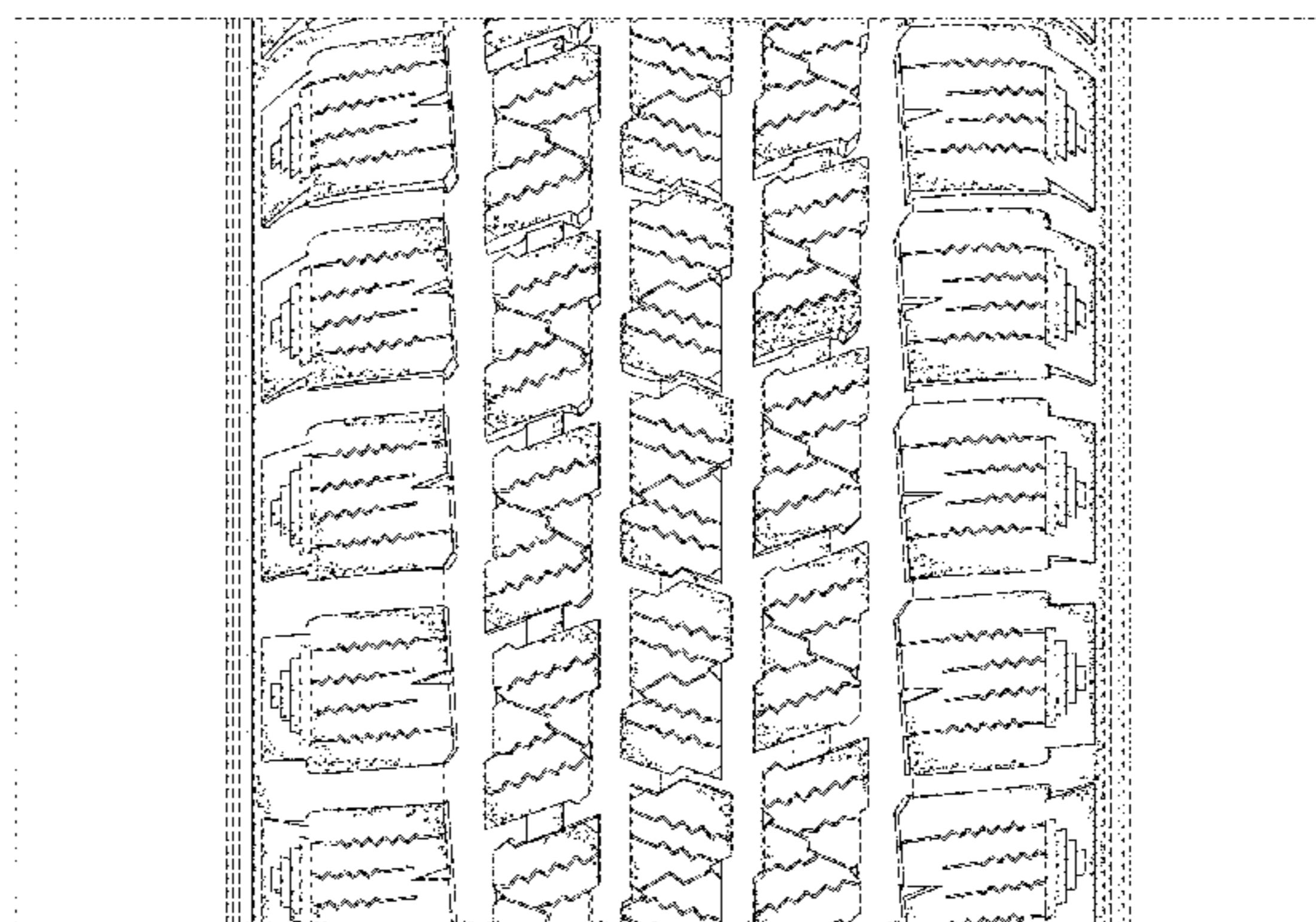
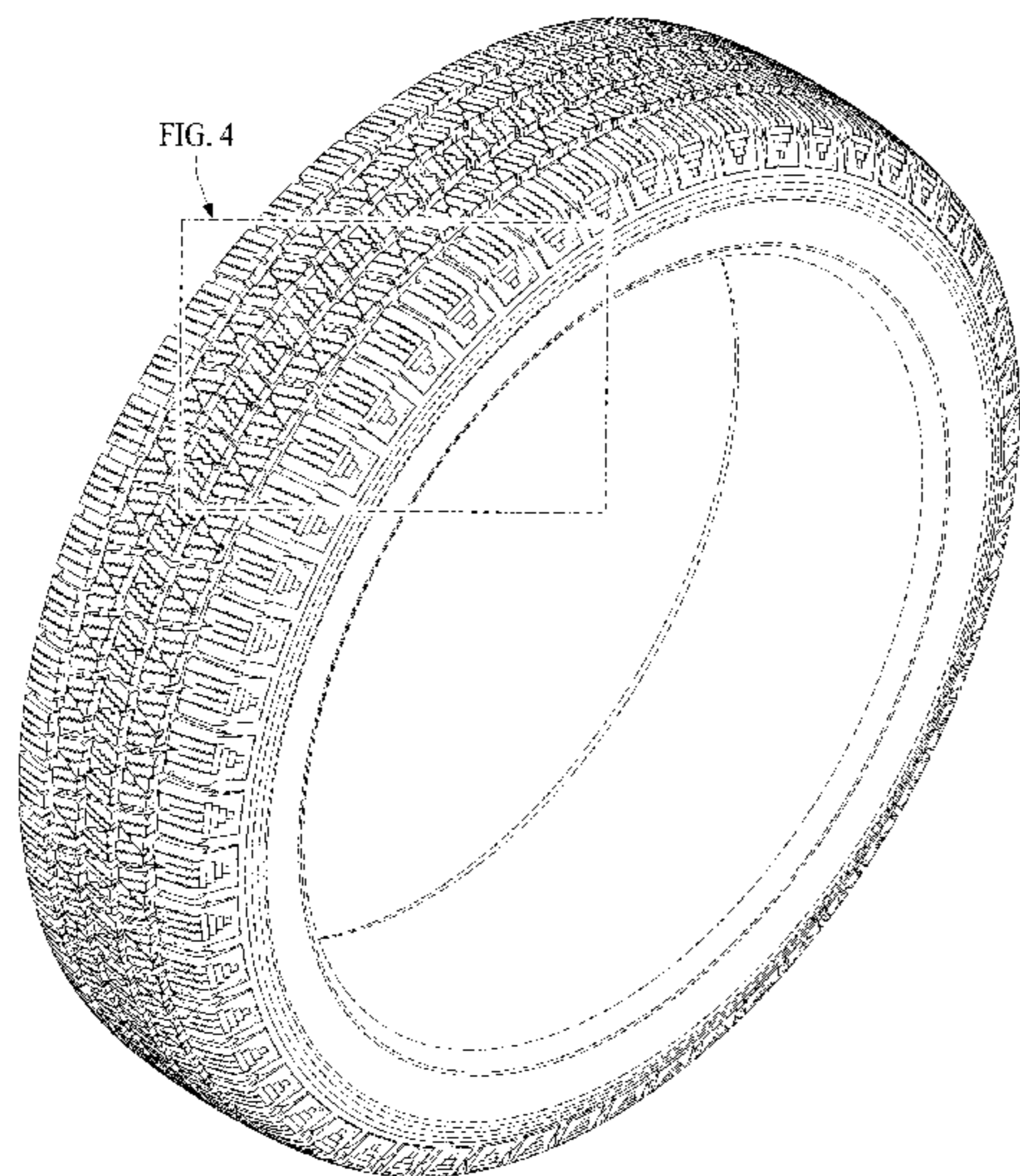
FIG. 1 is a front perspective view of a tire tread of the present application;
FIG. 2 is a front elevation view thereof;
FIG. 3 is a right side view thereof, with the left side view being identical thereof;
FIG. 4 is an enlarged front perspective view of FIG. 1, showing a portion thereof;
FIG. 5 is an enlarged front elevation view of FIG. 2, showing a portion thereof; and,
FIG. 6 is an enlarged side view of FIG. 3, showing a portion thereof.
In the drawings, the broken lines depict environmental subject matter only and form no part of the claimed design. The tread pattern is understood to repeat throughout the circumference of the tire.

1 Claim, 6 Drawing Sheets

(56) **References Cited**

U.S. PATENT DOCUMENTS

D347,606 S * 6/1994 Mehta D12/600
D350,095 S 8/1994 Anderson
D350,317 S * 9/1994 Evraert D12/600
D350,513 S * 9/1994 Mehta D12/600
D350,925 S * 9/1994 Manestar D12/600
D350,929 S * 9/1994 Attinello D12/600
D375,064 S 10/1996 McKisson
D390,515 S * 2/1998 Godsey D12/600
D400,139 S * 10/1998 Koenigstein D12/600
D420,953 S * 2/2000 Poling D12/600
D481,005 S * 10/2003 Umstot D12/600
D490,050 S 5/2004 Kindig
D497,875 S * 11/2004 Le D12/594
D498,458 S * 11/2004 Lee D12/594
D499,694 S * 12/2004 Osaki D12/594



(56)

References Cited

U.S. PATENT DOCUMENTS

D662,463 S	6/2012	Youn	
D666,138 S	8/2012	Fontaine	
D666,551 S	9/2012	Schmidt-Zum Berge	
D733,041 S	6/2015	Sareen	
D748,047 S *	1/2016	Schuessler	D12/594
D813,796 S	3/2018	Dixon	

* cited by examiner

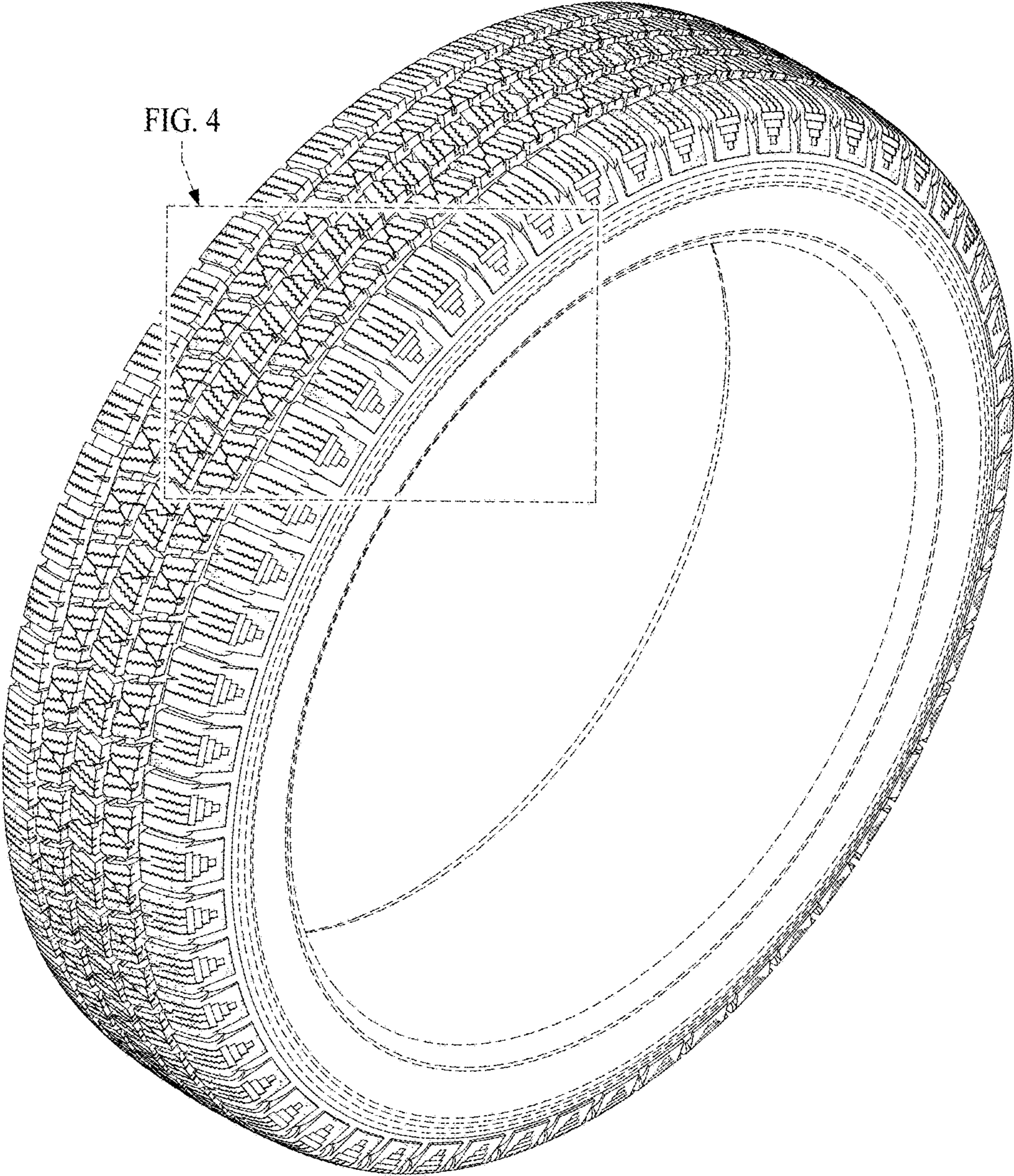


FIG. 1

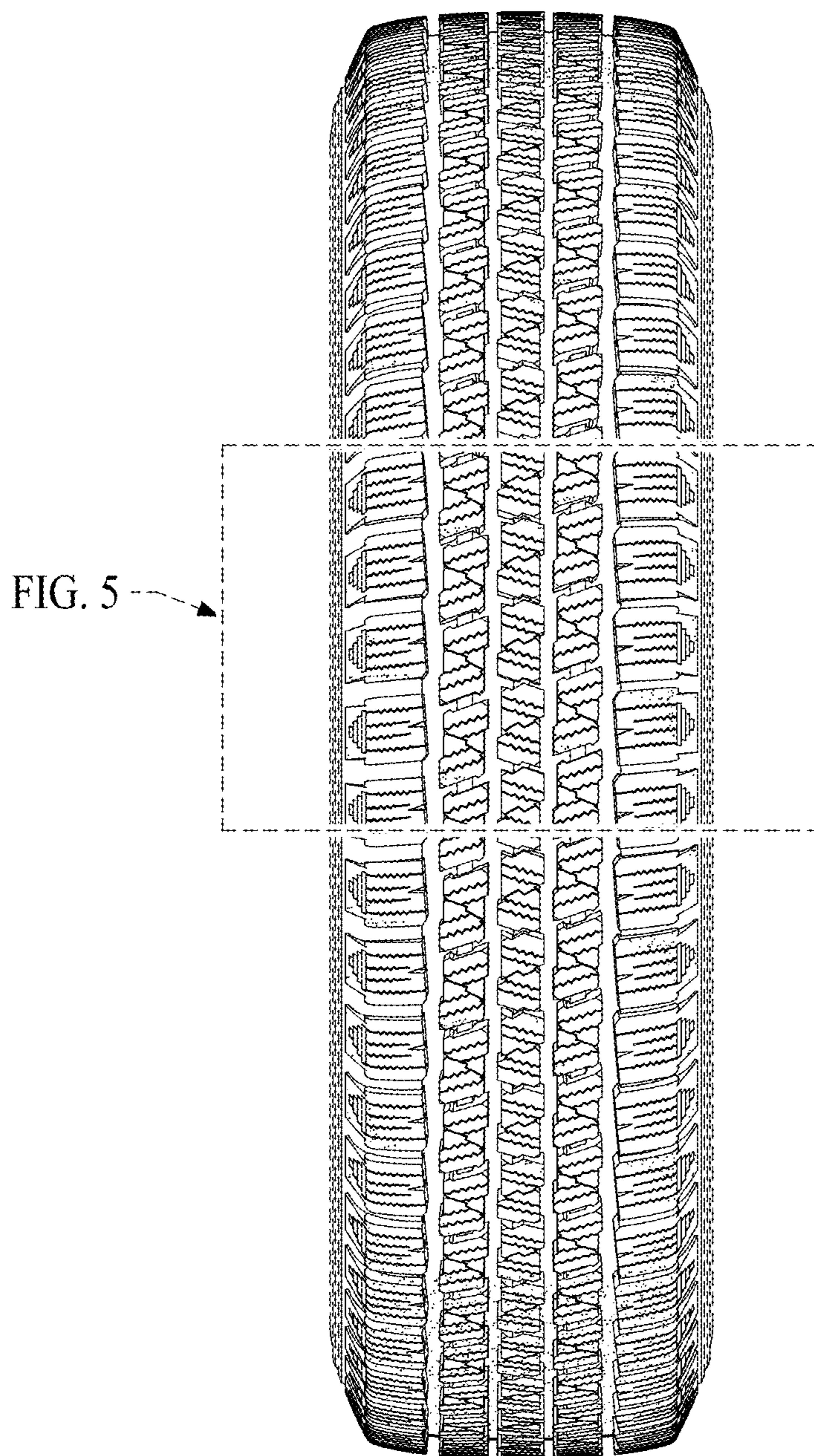


FIG. 2

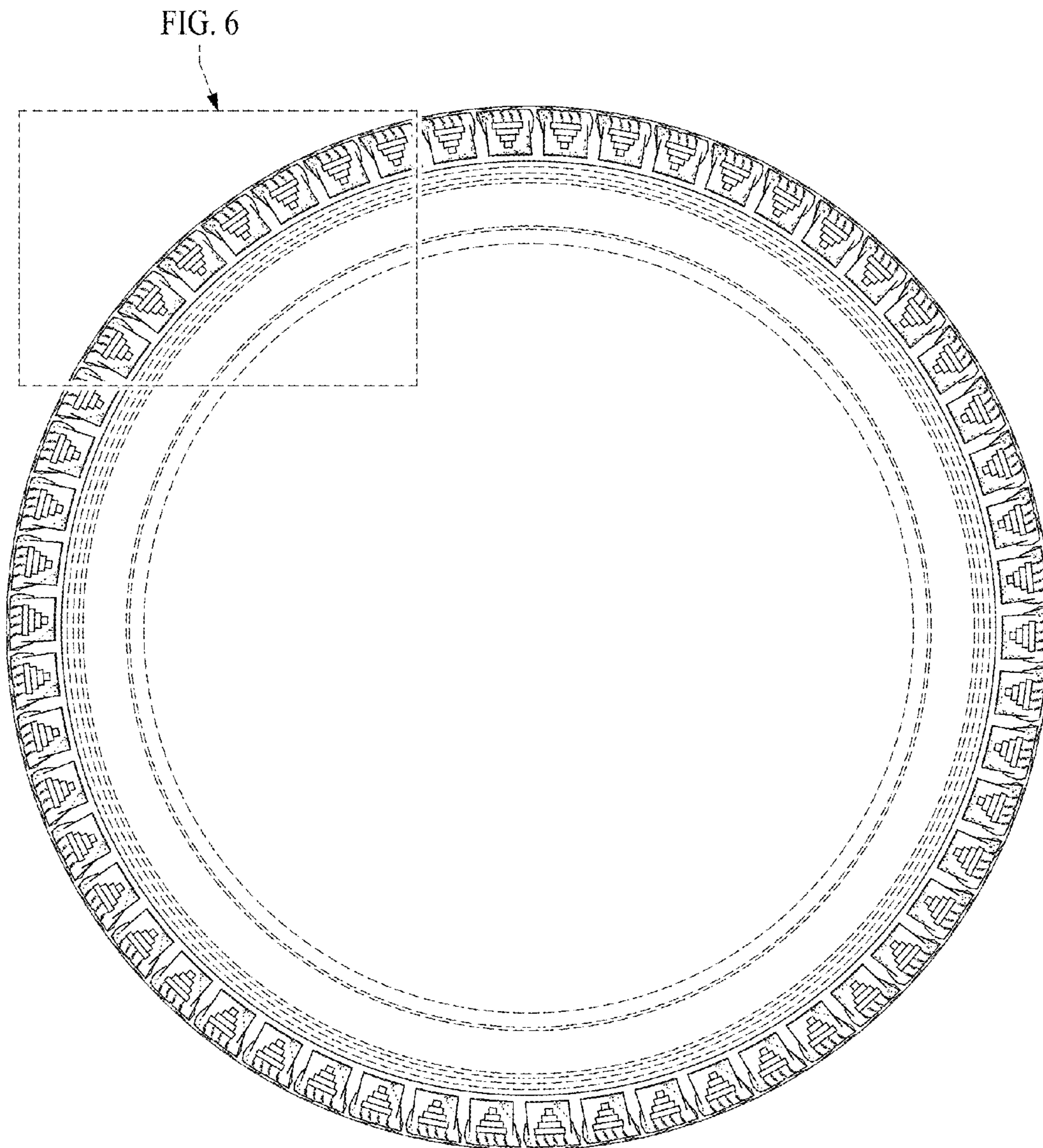


FIG. 3

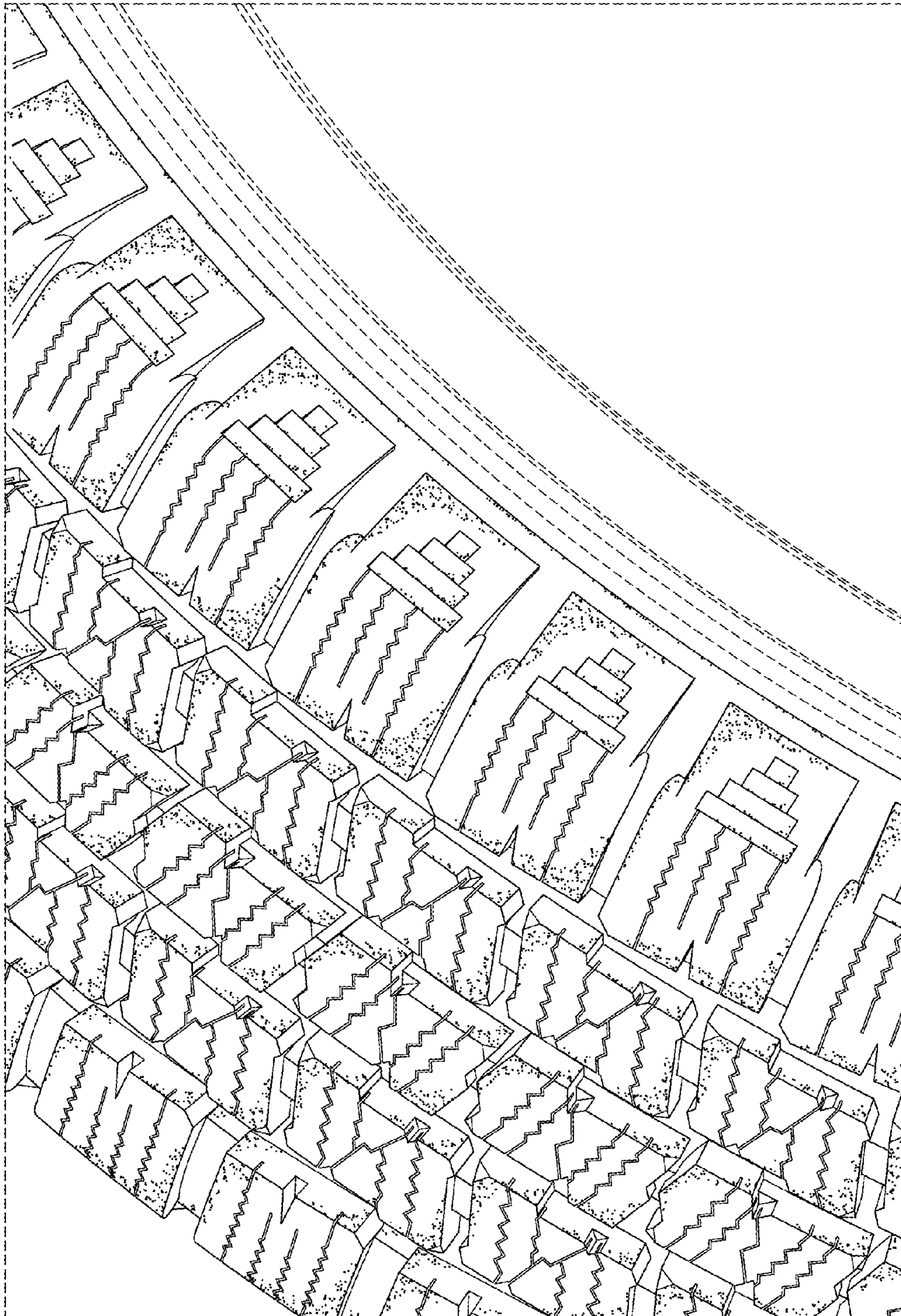


FIG. 4

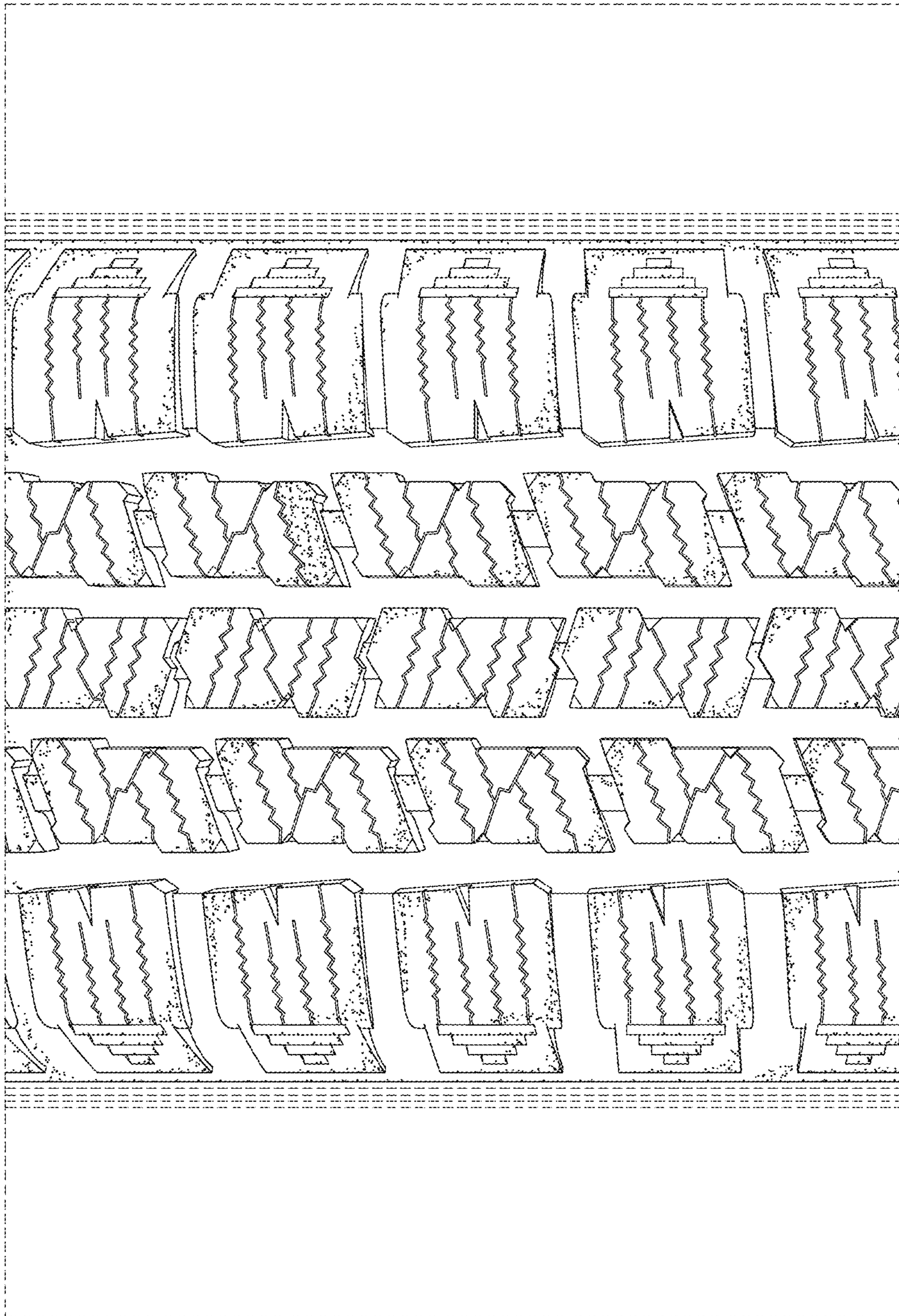


FIG. 5

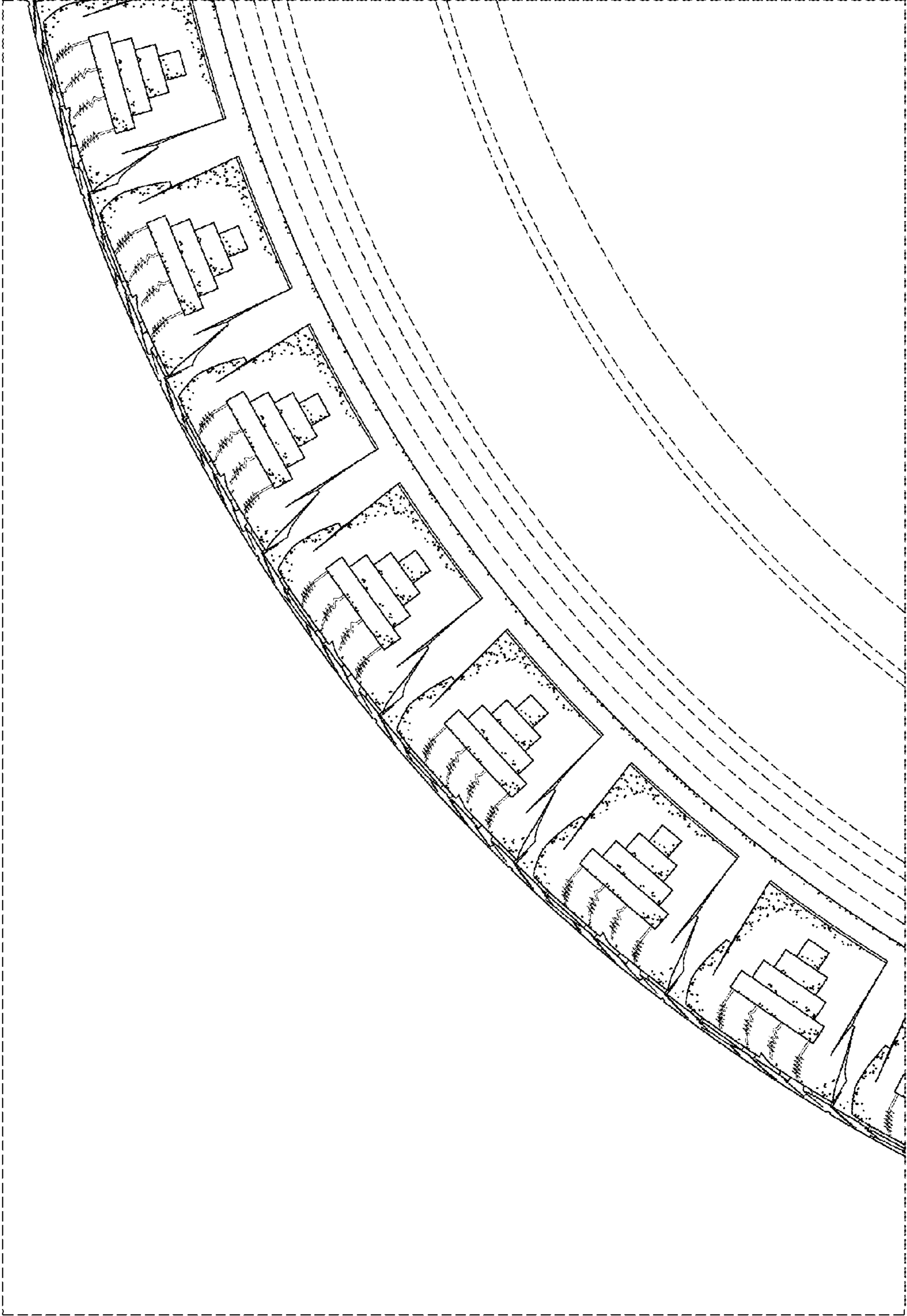


FIG. 6