



US00D864097S

(12) **United States Design Patent**
Kossi et al.

(10) **Patent No.:** **US D864,097 S**

(45) **Date of Patent:** **** Oct. 22, 2019**

(54) **TIRE TREAD**

(71) Applicant: **Black Donuts Engineering Oy**,
Pirkkala (FI)

(72) Inventors: **Henri Sakari Kossi**, Nokia (FI); **Jouni Juhani Raatikainen**, Lempäälä (FI);
Mikko Tapani Väänänen, Nokia (FI)

(73) Assignee: **BLACK DONUTS ENGINEERING OY**, Pirkkala (FI)

(**) Term: **15 Years**

(21) Appl. No.: **29/654,758**

(22) Filed: **Jun. 27, 2018**

(30) **Foreign Application Priority Data**

Dec. 29, 2017 (EM) 004567394-0001

(51) **LOC (12) Cl.** **12-15**

(52) **U.S. Cl.**
USPC **D12/553**

(58) **Field of Classification Search**
USPC D12/533-567, 604
CPC Y10T 152/10027; B60C 1/0016; B60C 11/0306; B60C 11/0302; B60C 3/06; B60C 9/17
See application file for complete search history.

(56) **References Cited**

U.S. PATENT DOCUMENTS

D702,627 S	4/2014	Raatikainen et al.	
D721,322 S	1/2015	Raatikainen et al.	
D733,038 S	6/2015	Raatikainen et al.	
D749,494 S *	2/2016	Takei	D12/545
D756,292 S *	5/2016	Yoon	D12/545
D756,895 S *	5/2016	Pons	D12/545
D769,800 S	8/2016	Raatikainen et al.	

D777,090 S *	1/2017	Kang	D12/553
D780,668 S	3/2017	Raatikainen et al.	
D780,672 S *	3/2017	Yoon	D12/563
D783,506 S	3/2017	Kossi et al.	
D783,507 S	4/2017	Raatikainen et al.	
D786,773 S	5/2017	Raatikainen et al.	
D787,425 S	5/2017	Kossi et al.	
D790,439 S	6/2017	Raatikainen et al.	
D792,835 S	7/2017	Raatikainen et al.	
D797,653 S	9/2017	Raatikainen et al.	
D808,894 S	1/2018	Kossi et al.	

(Continued)

OTHER PUBLICATIONS

Design U.S. Appl. No. 29/592,478, filed Jan. 31, 2017, entitled Tire Tread, Inventors: Kossi et al.

(Continued)

Primary Examiner — Brandon M Rosati

Assistant Examiner — John A Voytek

(74) *Attorney, Agent, or Firm* — Thompson Hine LLP

(57) **CLAIM**

The ornamental design for tire tread, as shown and described.


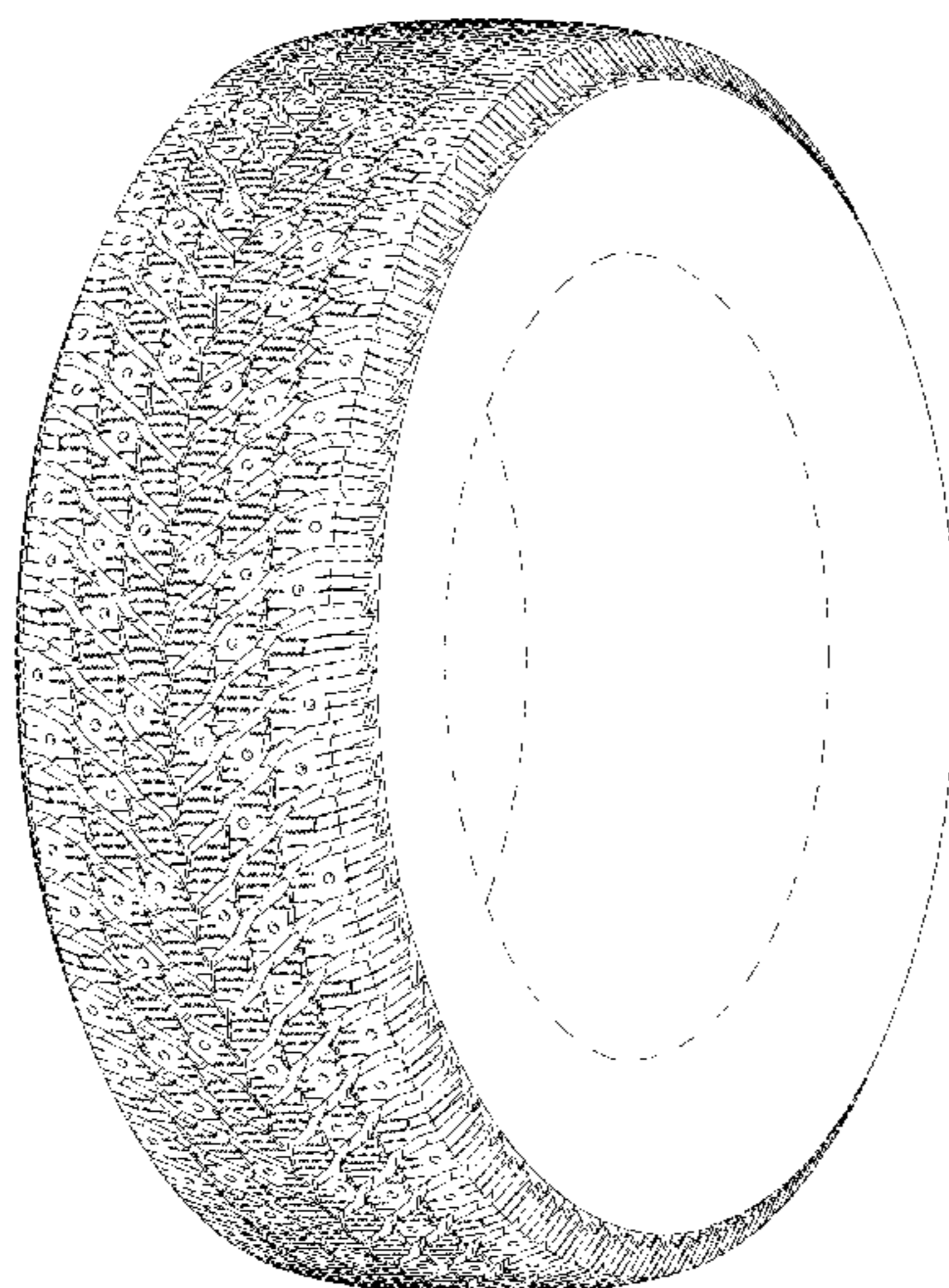
DESCRIPTION

FIG. 1 is a perspective view of the design;
FIG. 2 is a front view of the design of FIG. 1;
FIG. 3 is a side view of a first side of the design of FIG. 1;
FIG. 4 is a side view of a second side of the design of FIG. 1; and,

FIG. 5 is a detail view of a portion of FIG. 1.

In the drawings, the broken lines depict environmental subject matter only and form no part of the claimed design. Attachment A includes a set of drawings showing additional details relating to the design shown in FIGS. 1-5, but the content of Attachment A forms no part of the claimed design.

1 Claim, 5 Drawing Sheets



(56)

References Cited

U.S. PATENT DOCUMENTS

D811,990 S 3/2018 Raatikainen et al.
D812,548 S 3/2018 Raatikainen et al.
D816,014 S * 4/2018 Yasunaga D12/545
D816,591 S 5/2018 Kossi et al.
D817,262 S 5/2018 Raatikainen et al.
D838,658 S * 1/2019 Tikka D12/559
10,232,672 B2 * 3/2019 Abe B60C 11/1369

OTHER PUBLICATIONS

Design U.S. Appl. No. 29/645,915, filed Apr. 30, 2018, entitled Tire Tread, Inventors: Raatikainen et al.
Design U.S. Appl. No. 29/645,917, filed Apr. 30, 2018, entitled Tire Tread, Inventors: Raatikainen et al.
Design U.S. Appl. No. 29/645,919, filed Apr. 30, 2018, entitled Tire Tread, Inventors: Raatikainen et al.
Design U.S. Appl. No. 29/649,176, filed May 28, 2018, entitled Tire Tread, Inventors: Raatikainen et al.
Design U.S. Appl. No. 29/649,177, filed May 28, 2018, entitled Tire Tread, Inventors: Kossi et al.
Design U.S. Appl. No. 29/649,178, filed May 28, 2018, entitled Tire Tread, Inventors: Kossi et al.

* cited by examiner

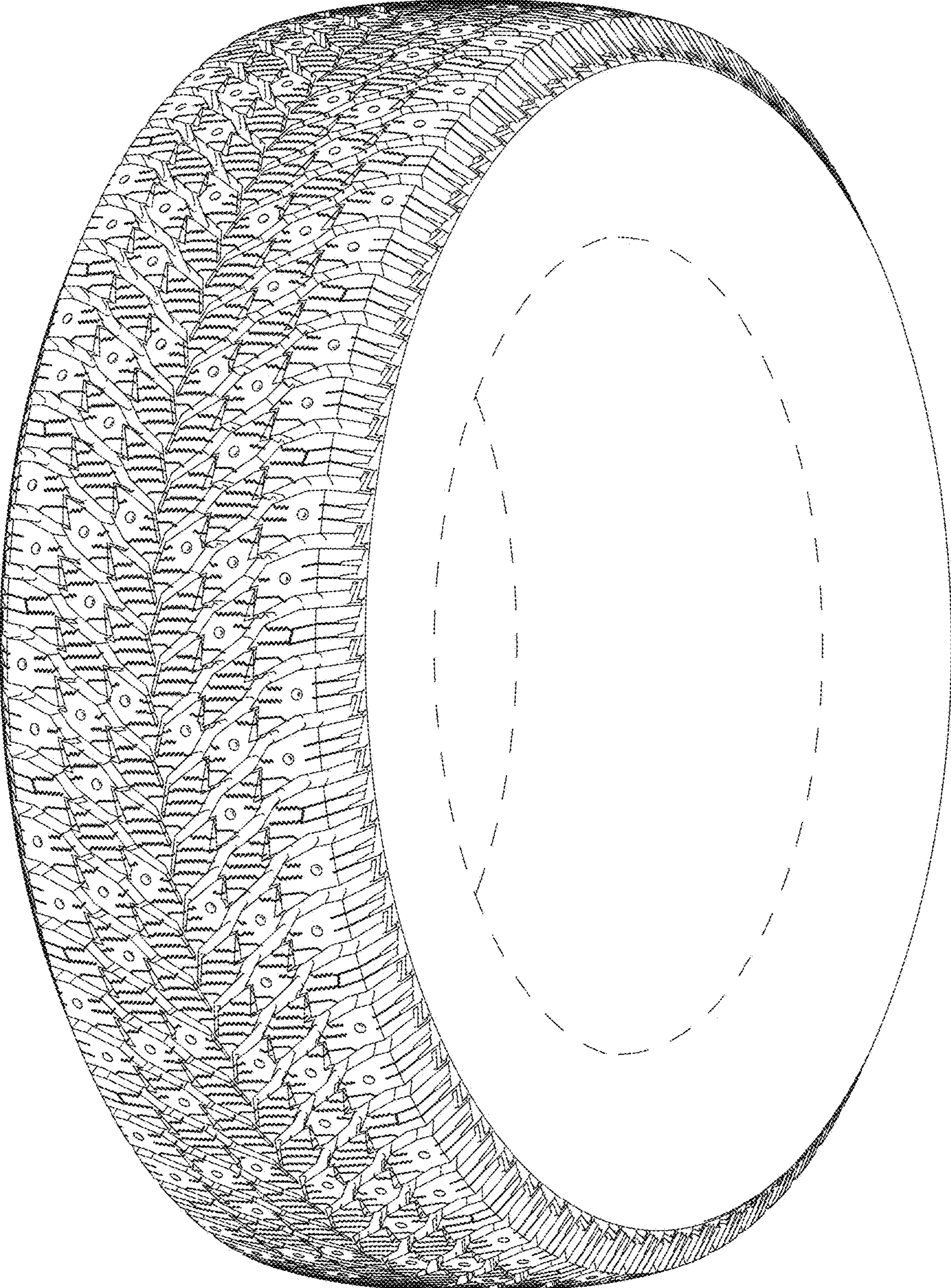


Fig. 1

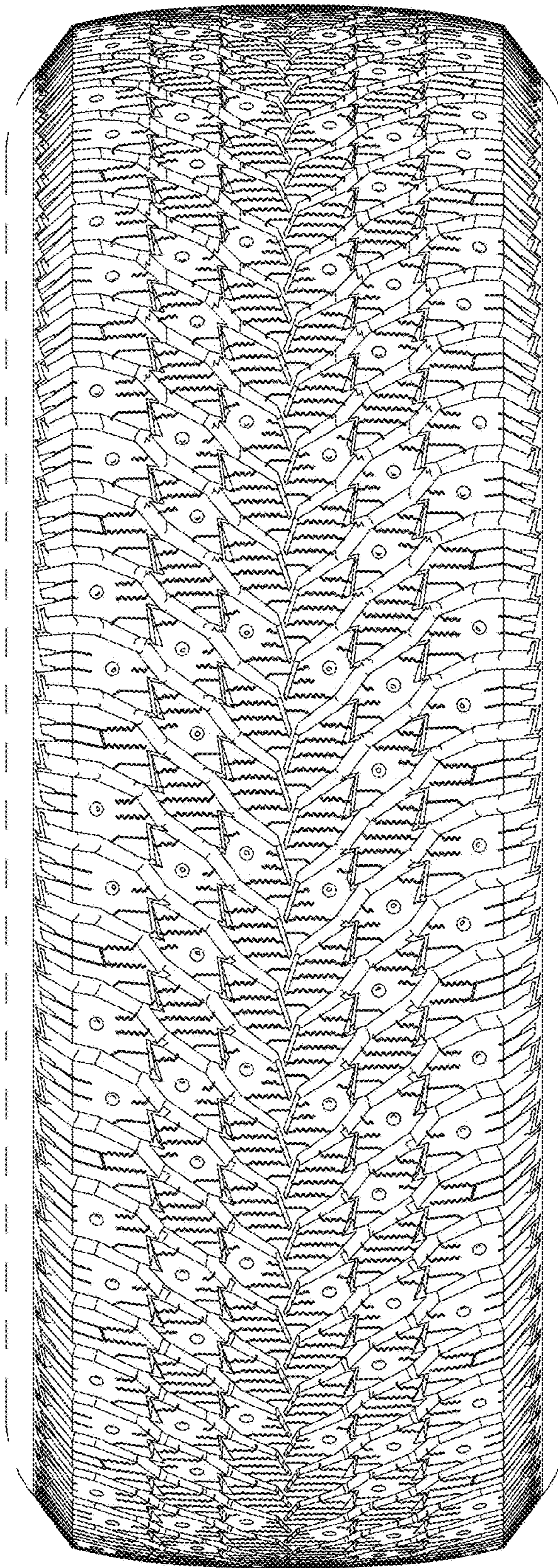


Fig. 2

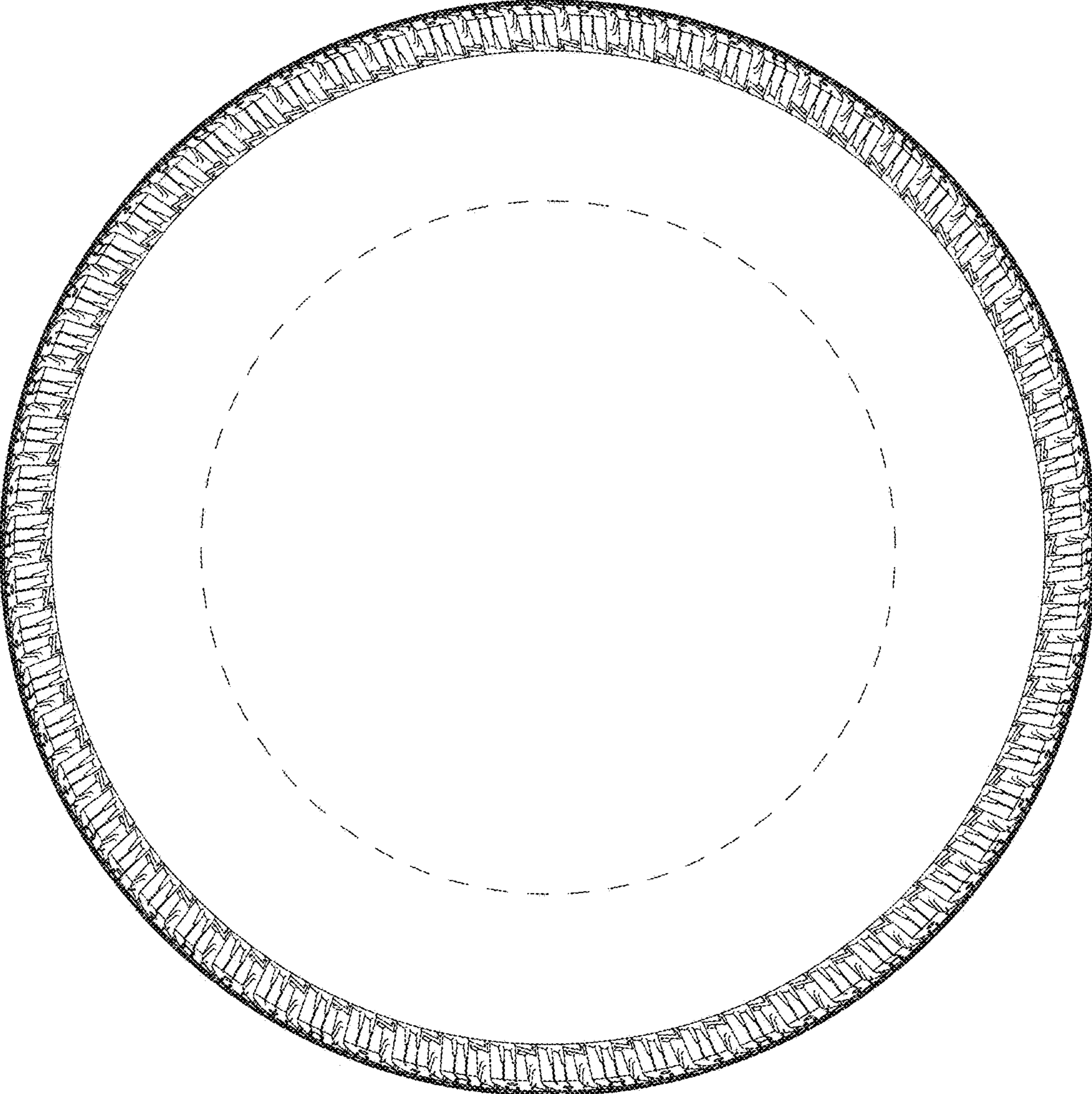


Fig. 3

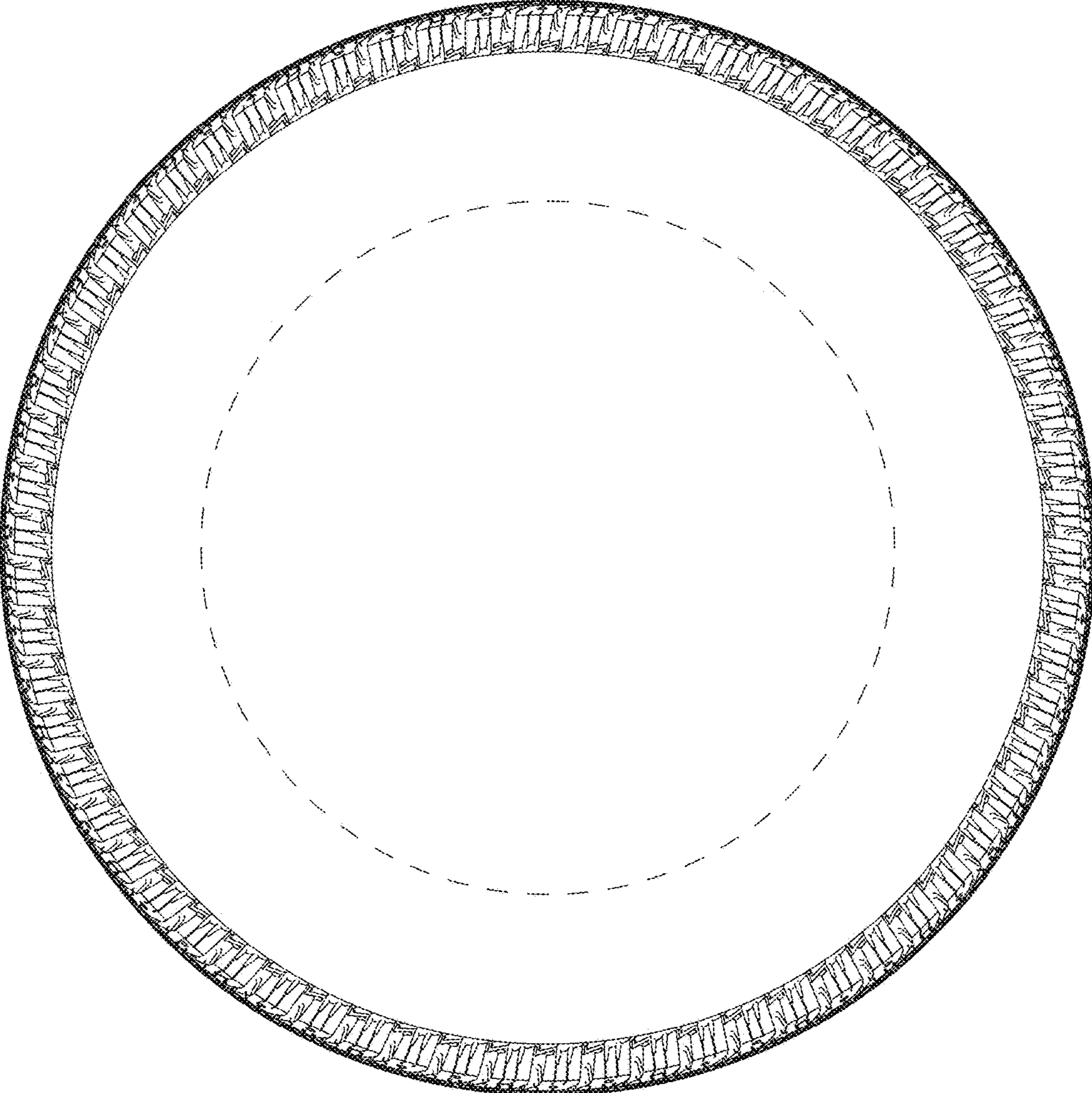


Fig. 4

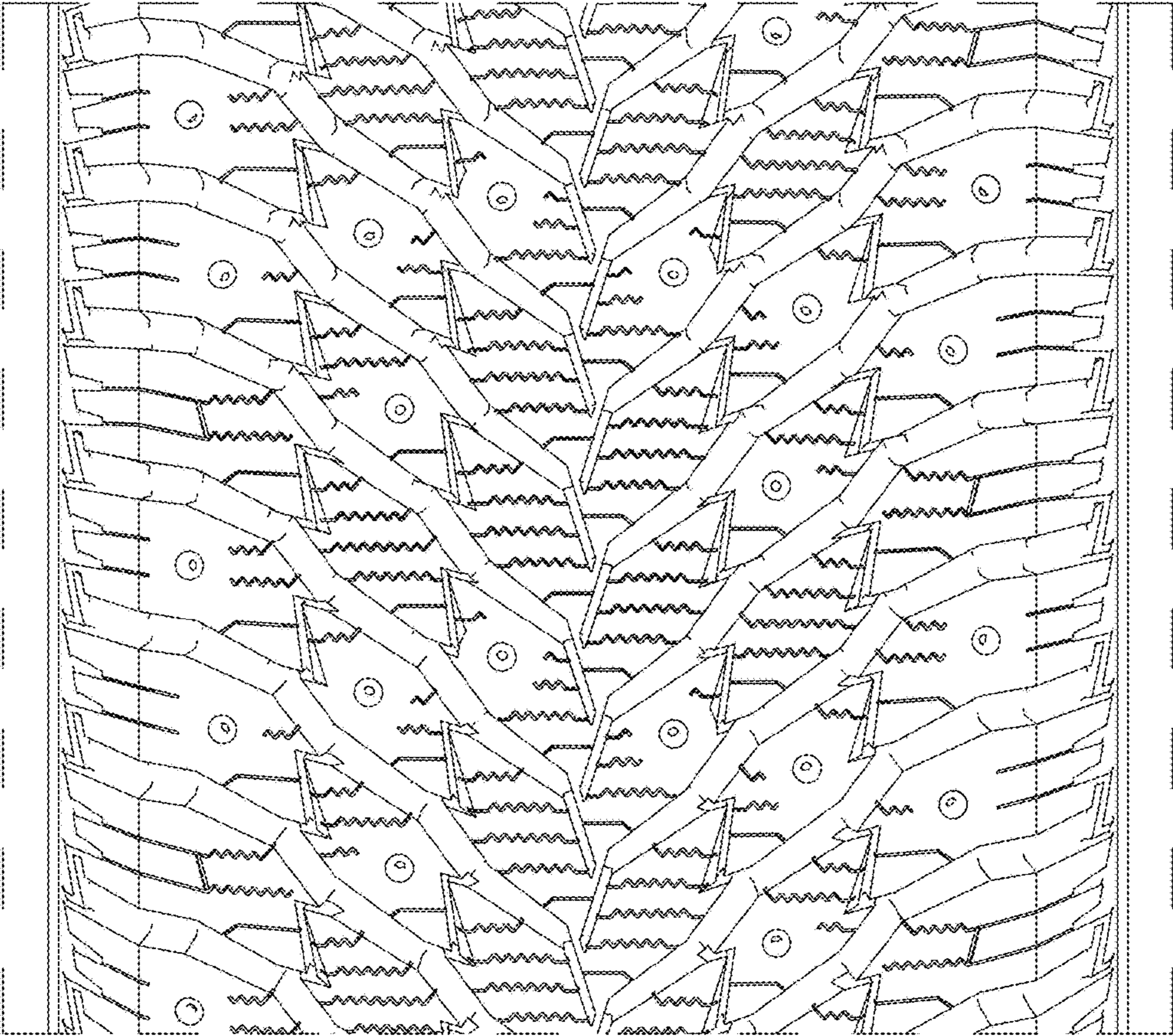


Fig. 5