



US00D864095S

(12) **United States Design Patent**
Nakamura

(10) **Patent No.:** **US D864,095 S**

(45) **Date of Patent:** **** Oct. 22, 2019**

(54) **MOTORCYCLE TIRE**

(71) Applicant: **BRIDGESTONE CORPORATION**,
Tokyo (JP)

(72) Inventor: **Takamitsu Nakamura**, Tokyo (JP)

(73) Assignee: **BRIDGESTONE CORPORATION**,
Chuo-ku, Tokyo (JP)

(**) Term: **15 Years**

(21) Appl. No.: **29/644,598**

(22) Filed: **Apr. 19, 2018**

(30) **Foreign Application Priority Data**

Nov. 1, 2017 (JP) 2017-024487

(51) **LOC (12) Cl.** **12-15**

(52) **U.S. Cl.**
USPC **D12/535**

(58) **Field of Classification Search**

USPC D12/533-567, 604
CPC Y10T 152/10027; B60C 1/0016; B60C
11/0306; B60C 11/0302; B60C 3/06;
B60C 9/17

See application file for complete search history.

(56) **References Cited**

U.S. PATENT DOCUMENTS

D612,322 S *	3/2010	Shibamoto	D12/535
D625,682 S *	10/2010	Shibamoto	D12/535
D640,964 S *	7/2011	Takenaka	D12/535
D674,737 S *	1/2013	Lamour	D12/535
D705,717 S *	5/2014	Itoi	D12/535
D718,700 S *	12/2014	Yao	D12/535
D718,701 S	12/2014	Isaka		
D748,040 S *	1/2016	Lucas	D12/535
D779,413 S *	2/2017	Otani	D12/535
D810,660 S *	2/2018	Nakamura	D12/535
D814,392 S *	4/2018	Nakamura	D12/535
D827,552 S *	9/2018	Maeda	D12/535

(Continued)

FOREIGN PATENT DOCUMENTS

EP	000812193-0011	2/2008
JP	D1417877 S	7/2011
JP	D1496978 S	5/2014

(Continued)

OTHER PUBLICATIONS

Sport Max GPR-300, press release on the official website of Sumitomo Rubber Industries, Published on Jan. 27, 2014, JPO Reference No. HJ25060573.

(Continued)

Primary Examiner — Lakiya G Rogers

Assistant Examiner — John A Voytek

(74) *Attorney, Agent, or Firm* — Sughrue Mion, PLLC

(57) **CLAIM**

The ornamental design for a motorcycle tire, as shown and described.

DESCRIPTION

FIG. 1 is a perspective view of a motorcycle tire showing my new design;

FIG. 2 is a front view thereof;

FIG. 3 is a top view thereof;

FIG. 4 is a right side view thereof;

FIG. 5 is a left side view thereof;

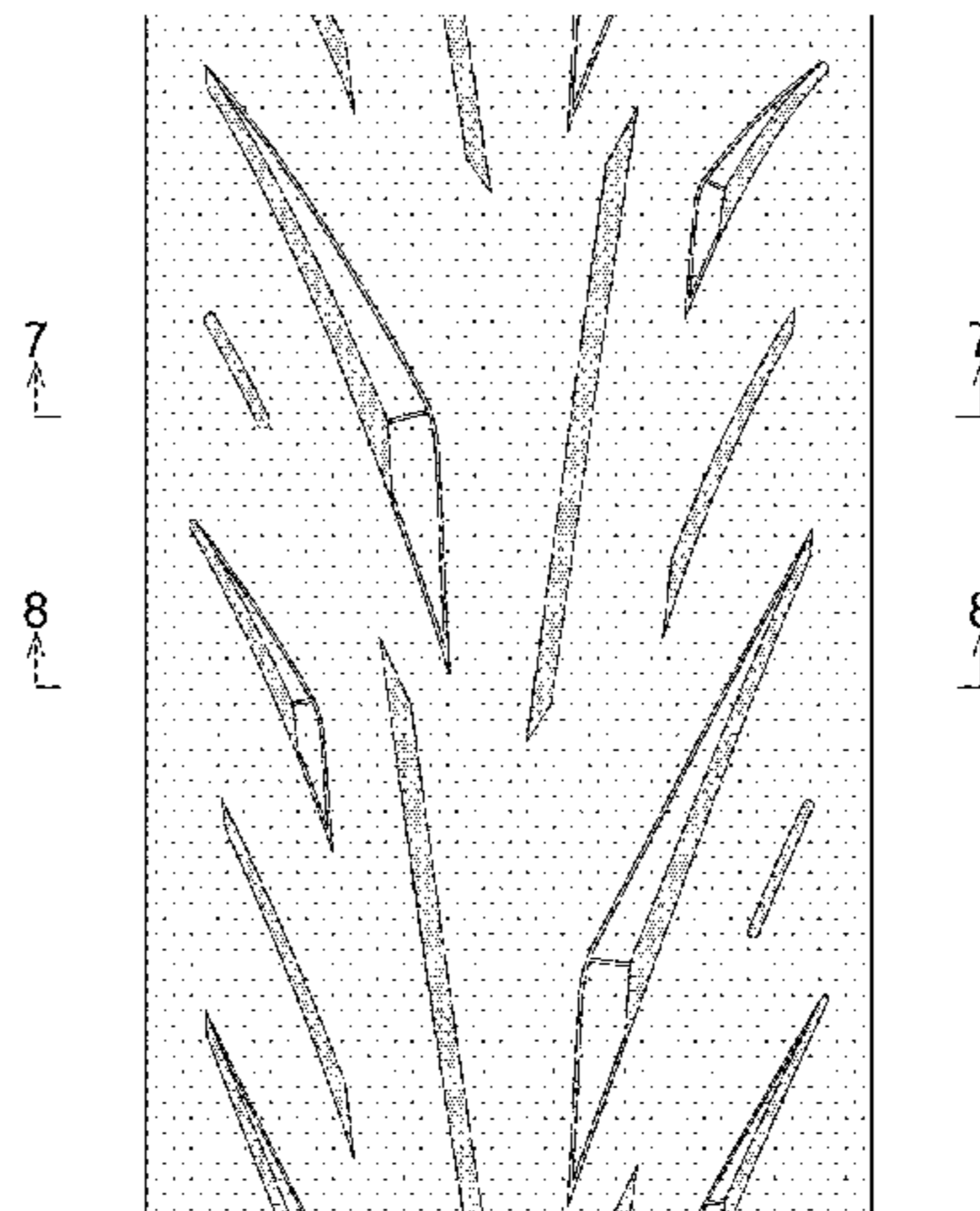
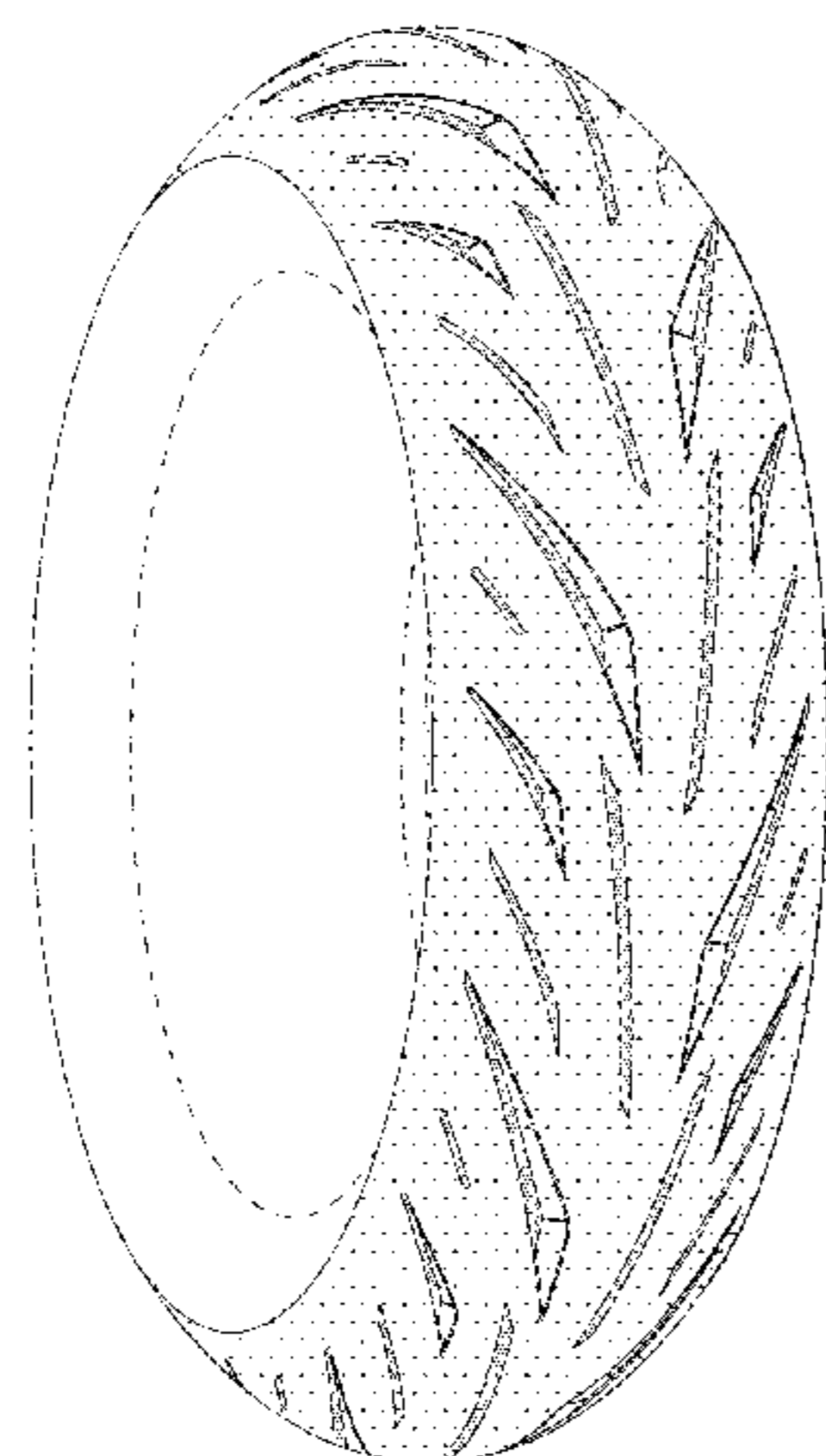
FIG. 6 is a fragmentary enlarged front view;

FIG. 7 is a cross-sectional view taken along line 7-7 in FIG. 6; and,

FIG. 8 is a cross-sectional view taken along line 8-8 in FIG. 6.

Broken lines in the drawings show portions of the tire that are not being claimed, and thus form no part of the claimed invention.

1 Claim, 8 Drawing Sheets



(56)

References Cited

U.S. PATENT DOCUMENTS

D832,190 S * 10/2018 Kono D12/535

FOREIGN PATENT DOCUMENTS

JP	D1567240 S	12/2017
JP	D1594786 S	1/2018
JP	D1594787 S	1/2018
KR	30-0765936 S	10/2014
WO	DM/092 805	3/2017

OTHER PUBLICATIONS

Communication dated May 8, 2018 from the Japanese Patent Office
in counterpart Design Application No. 2017-024487.

* cited by examiner

FIG. 1

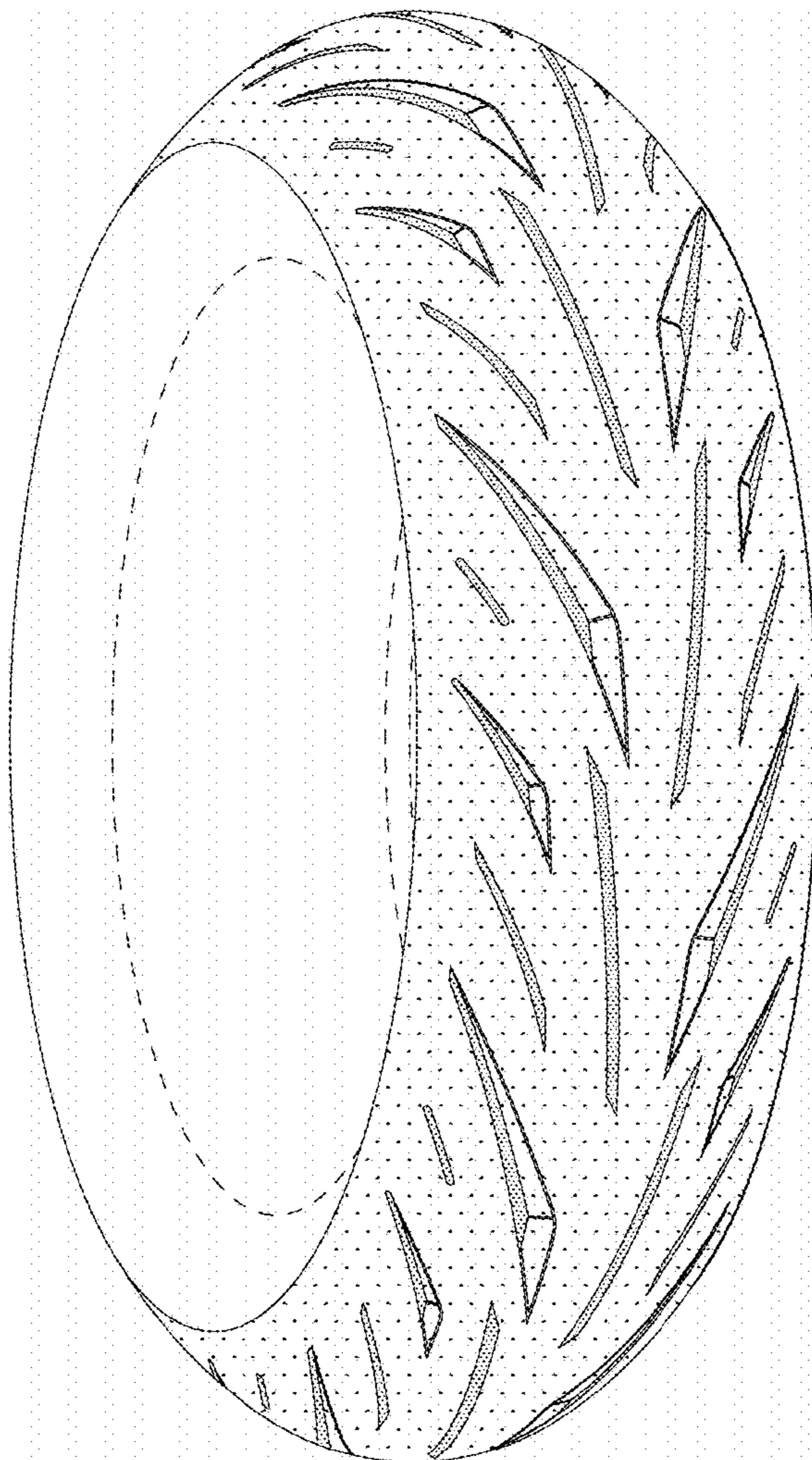


FIG. 2

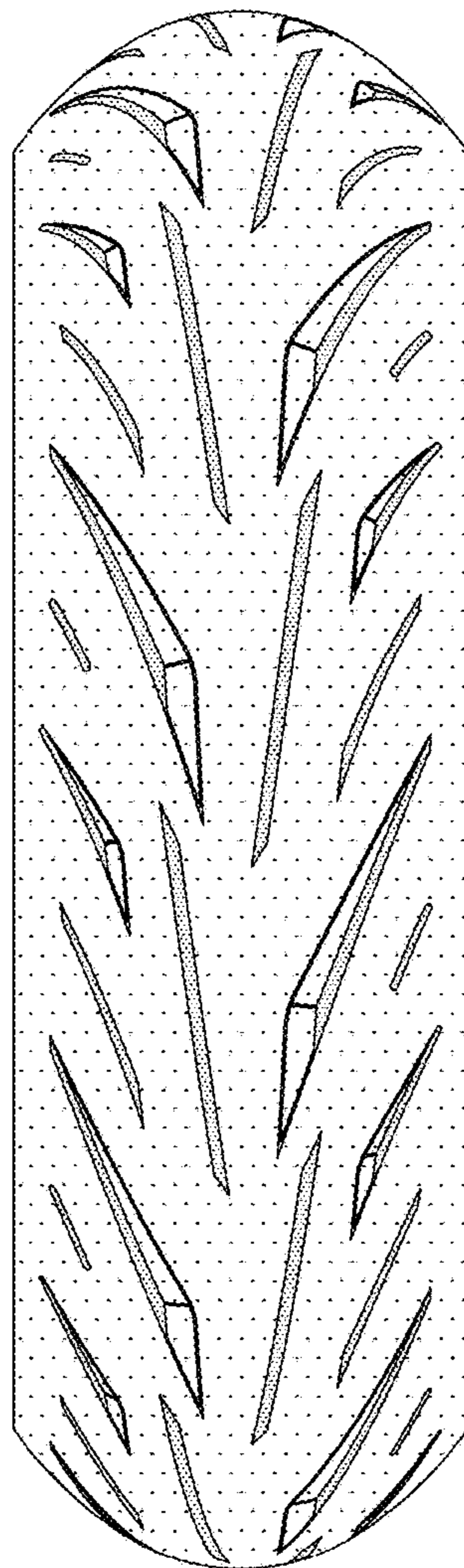


FIG. 3

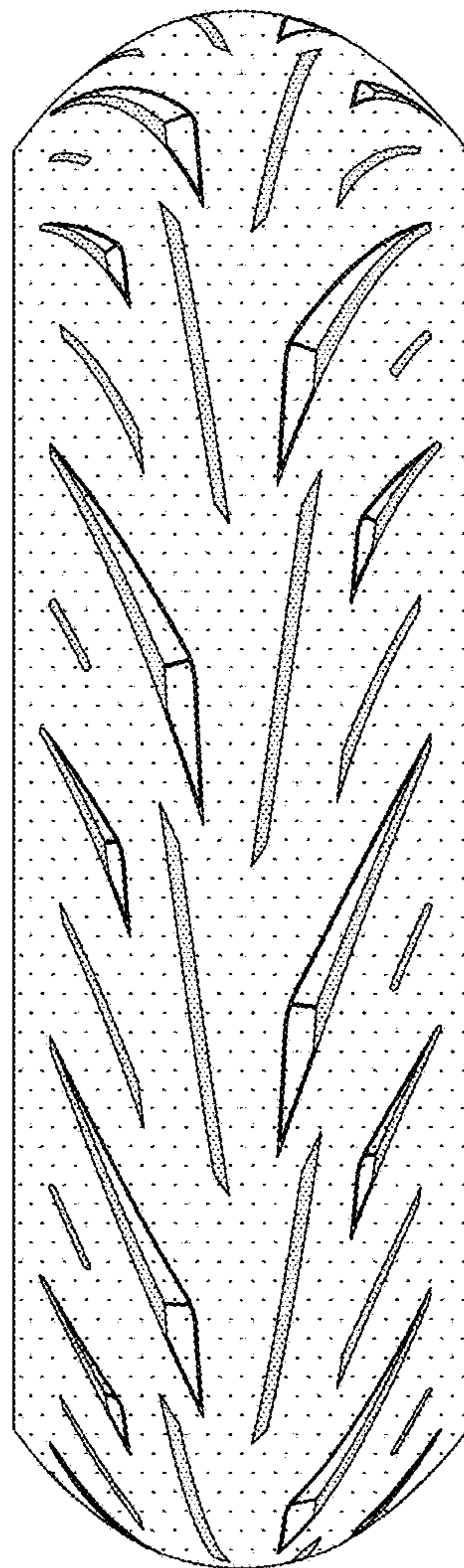


FIG. 4




FIG. 5




FIG. 6

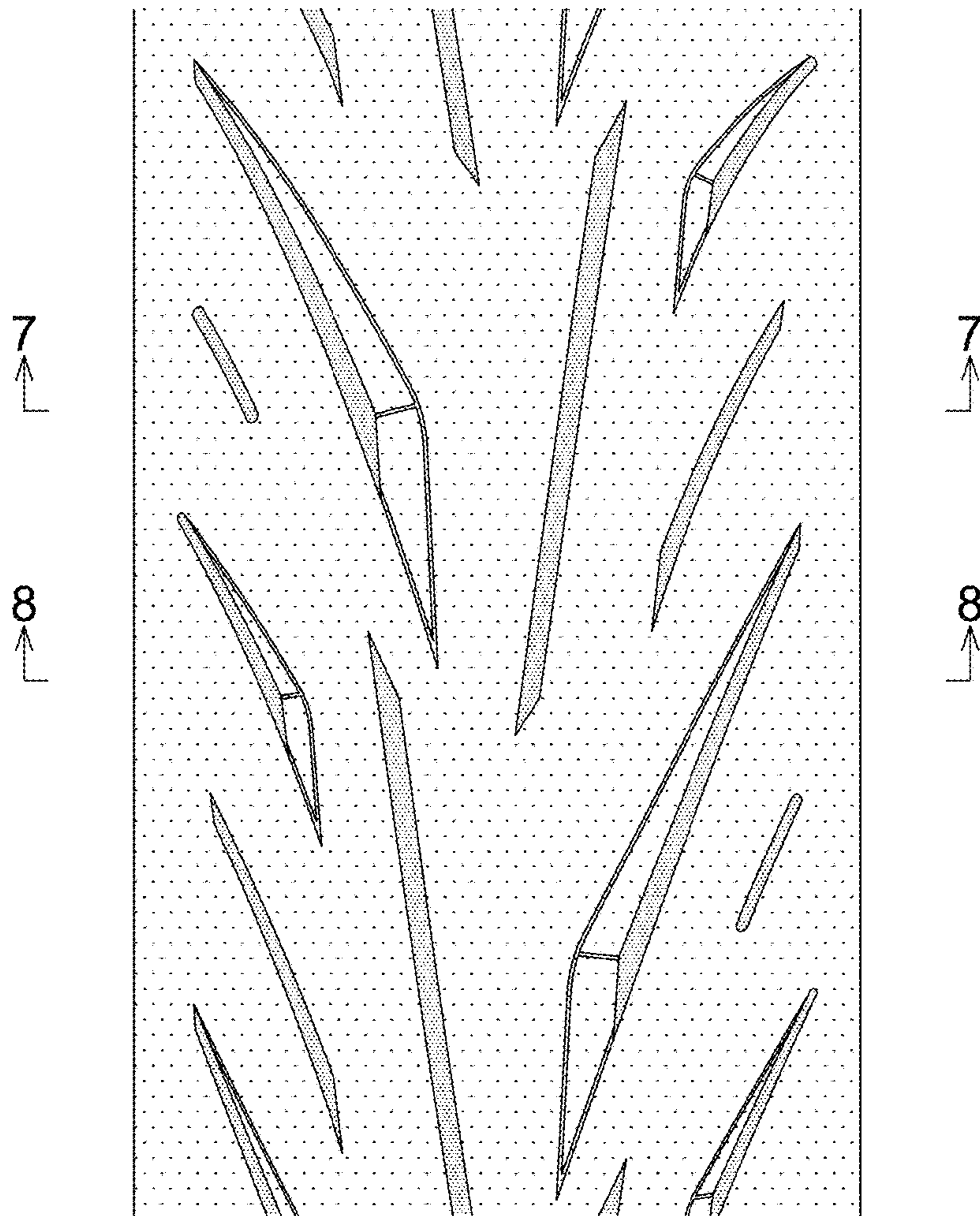


FIG. 7

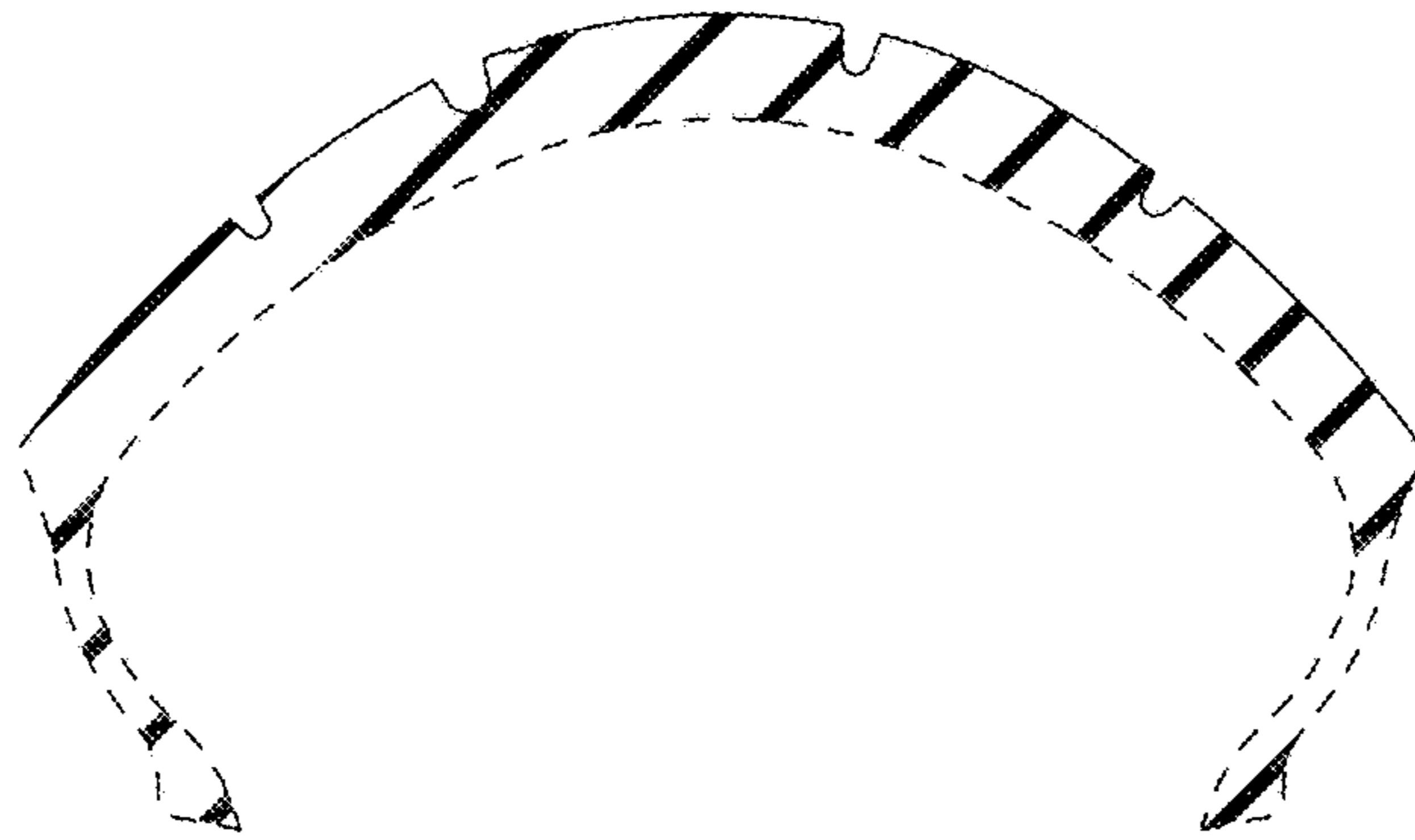


FIG. 8

