

US00D864079S

(12) **United States Design Patent**
Rueckheim

(10) **Patent No.:** **US D864,079 S**

(45) **Date of Patent:** **** Oct. 22, 2019**

(54) **VEHICLE WHEEL, TOY VEHICLE WHEEL,
AND/OR REPLICAS THEREOF**

D660,769 S	5/2012	Pollmann	
D748,560 S *	2/2016	Simm	D12/211
D823,225 S *	7/2018	Chung	D12/211
D836,527 S *	12/2018	Groth	D12/211
D837,710 S *	1/2019	Chung	D12/209
D847,067 S *	4/2019	Groth	D12/209

(71) Applicant: **Bayerische Motoren Werke
Aktiengesellschaft, Munich (DE)**

(72) Inventor: **Andre Rueckheim, Pfaffenhofen an der
Ilm (DE)**

(73) Assignee: **Bayerisch Motoren Werke
Aktiengesellschaft, Munich (DE)**

(**) Term: **15 Years**

(21) Appl. No.: **29/636,545**

(22) Filed: **Feb. 9, 2018**

(30) **Foreign Application Priority Data**

Aug. 17, 2017 (DE) 40 2017 100 915

(51) **LOC (12) Cl.** **12-16**

(52) **U.S. Cl.**
USPC **D12/211**

(58) **Field of Classification Search**
USPC D12/204–213; D21/533, 561, 563
CPC B60B 7/00; B60B 7/02; B60B 7/04; B60B
7/06; B60B 3/02; B60B 3/04; B60B 3/06;
B60B 3/10; B60B 1/00; B60B 1/08;
B60B 1/10; B60B 1/12
See application file for complete search history.

(56) **References Cited**

U.S. PATENT DOCUMENTS

D480,035 S	9/2003	Frohlich
D538,216 S	3/2007	Sycha
D547,251 S	7/2007	Baum

FOREIGN PATENT DOCUMENTS

EM	000577945-0002	9/2006
EM	000609458-0007	10/2008
EM	001036552-0004	11/2009
EM	001908807-0001	9/2013
WO	WO DM/056821	9/2001

* cited by examiner

Primary Examiner — Sheryl Lane

Assistant Examiner — Calvin E Vansant

(74) *Attorney, Agent, or Firm* — Crowell & Moring LLP

(57) **CLAIM**

The ornamental design for a vehicle wheel, toy vehicle wheel, and/or replicas thereof, as shown and described.

DESCRIPTION

This application contains subject matter related to the following co-pending U.S. design patent application: Application Ser. No. 29/617,244, filed Sep. 13, 2017 and entitled “Vehicle Wheel, Toy Vehicle Wheel, and/or Other Replicas.”

FIG. 1 is a perspective view of a vehicle wheel, toy vehicle wheel, and/or replicas thereof according to the design;

FIG. 2 is an additional perspective view thereof;

FIG. 3 is an additional perspective view thereof;

FIG. 4 is a front view thereof;

FIG. 5 is a rear view thereof; and,

FIG. 6 is a side view thereof.

FIG. 5 is shown in low-contrast rendering to depict environmental subject matter and forms no part of the claim.

1 Claim, 6 Drawing Sheets






Fig. 1



Fig. 2



Fig. 3



Fig. 4




Fig. 5




Fig. 6