

US00D864072S

(12) **United States Design Patent**
Groth

(10) **Patent No.:** **US D864,072 S**

(45) **Date of Patent:** **** Oct. 22, 2019**

(54) **VEHICLE WHEEL, TOY VEHICLE WHEEL,
AND/OR REPLICAS THEREOF**

(71) Applicant: **Bayerische Motoren Werke
Aktiengesellschaft, Munich (DE)**

(72) Inventor: **Kristian Groth, Munich (DE)**

(73) Assignee: **Bayerische Motoren Werke
Aktiengesellschaft, Munich (DE)**

(**) Term: **15 Years**

(21) Appl. No.: **29/639,818**

(22) Filed: **Mar. 9, 2018**

(30) **Foreign Application Priority Data**

Sep. 15, 2017 (DE) 40 2017 101 038

(51) **LOC (12) Cl.** **12-16**

(52) **U.S. Cl.**
USPC **D12/209**

(58) **Field of Classification Search**
USPC D12/204-213
CPC B60B 7/00; B60B 7/02; B60B 7/04; B60B
7/01; B60B 7/06; B60B 3/02; B60B 3/04;
B60B 3/06; B60B 3/10; B60B 1/00;
B60B 1/08; B60B 1/10; B60B 1/12
See application file for complete search history.

(56) **References Cited**

U.S. PATENT DOCUMENTS

D432,974 S 10/2000 Jablonski
D492,235 S 6/2004 Nordmann
D567,167 S * 4/2008 Forster D12/211
D614,558 S 4/2010 Luciani et al.
D615,018 S 5/2010 Truebsbach
D621,768 S * 8/2010 Juergens D12/209
D655,661 S 3/2012 Truebsbach

D658,102 S * 4/2012 Nissl D12/209
D671,059 S * 11/2012 Pollmann D12/209
D686,130 S * 7/2013 Elmitt D12/209
D686,131 S * 7/2013 Nissl D12/209
D686,966 S * 7/2013 Pollmann D12/211
D696,178 S * 12/2013 Amezketta D12/211
D734,701 S 7/2015 Mielke et al.
D751,019 S * 3/2016 Behmer D12/211
D753,044 S 4/2016 Mielke et al.
D753,572 S * 4/2016 Juergens D12/211
D775,575 S * 1/2017 Kippes D12/209
D791,050 S * 7/2017 Juergens D12/211
D792,314 S * 7/2017 Gardavsky D12/211
D792,316 S * 7/2017 Groth D12/211
D792,828 S * 7/2017 Groth D12/209

(Continued)

FOREIGN PATENT DOCUMENTS

DE 402016101007 9/2016
EM 001598277-0006 1/2010

(Continued)

Primary Examiner — Stacia A Cadmus

(74) *Attorney, Agent, or Firm* — Crowell & Moring LLP



(57) **CLAIM**

The ornamental design for a vehicle wheel, toy vehicle wheel, and/or replicas thereof, as shown and described.

DESCRIPTION

FIG. 1 is a perspective view of a vehicle wheel, toy vehicle wheel, and/or replicas thereof according to the design; FIG. 2 is an additional perspective view thereof; FIG. 3 is an additional perspective view thereof; FIG. 4 is a front view thereof; FIG. 5 is a rear view thereof in a lighter gray scale, representing environmental features that form no part of the claimed design; and, FIG. 6 is a side view thereof.

1 Claim, 6 Drawing Sheets



(56)

References Cited

U.S. PATENT DOCUMENTS

D797,634	S	*	9/2017	Baccari	D12/209
D818,927	S	*	5/2018	Valencia Pollex	D12/209
D821,952	S	*	7/2018	Khachatryan	D12/209
D822,573	S	*	7/2018	Juergens	D12/209
D843,292	S	*	3/2019	Juergens	D12/209
D847,075	S	*	4/2019	Preyss	D12/211

FOREIGN PATENT DOCUMENTS

EM	001598277-0011	1/2010
EM	001804675-0008	11/2011
WO	WO DM/044406	8/1998
WO	WO DM/059484	5/2002

* cited by examiner



Fig. 1



Fig. 2



Fig. 3



Fig. 4




Fig. 5




Fig. 6