



US00D864063S

(12) **United States Design Patent** (10) **Patent No.:** **US D864,063 S**
DiCanzio (45) **Date of Patent:** **** Oct. 22, 2019**

(54) **CHIN SPOILER**

(71) Applicant: **Turn 5, Inc.**, Paoli, PA (US)

(72) Inventor: **Michael DiCanzio**, West Chester, PA (US)

(73) Assignee: **Turn 5, Inc.**, Paoli, PA (US)

(**) Term: **15 Years**

(21) Appl. No.: **29/647,054**

(22) Filed: **May 9, 2018**

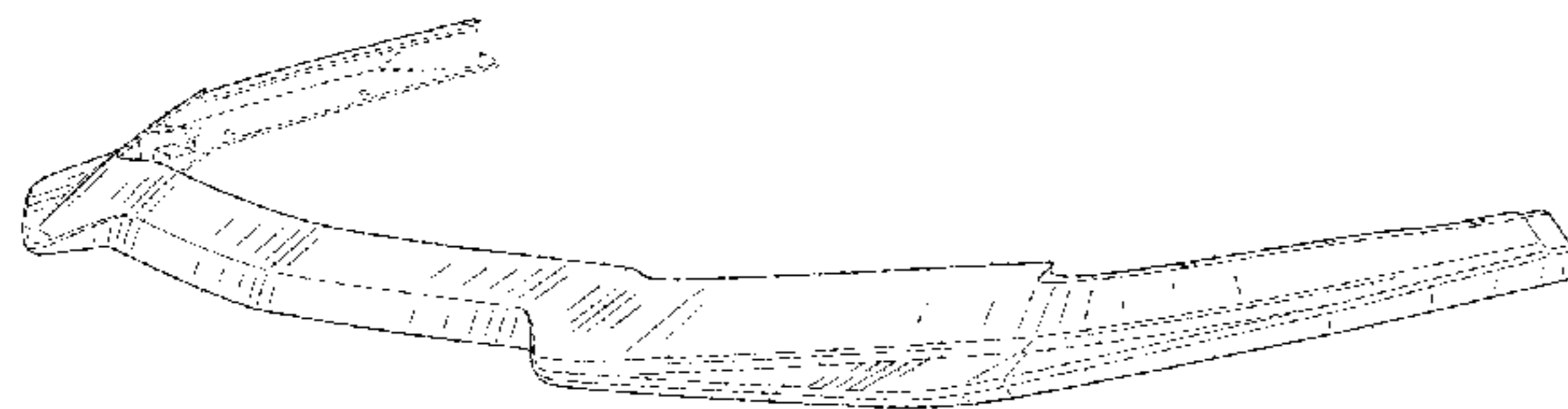
(51) **LOC (12) Cl.** **12-16**

(52) **U.S. Cl.**
USPC **D12/181**

(58) **Field of Classification Search**

USPC D12/190, 192, 181, 415, 196, 317, 400,
D12/404, 173, 126, 167, 169, 203, 414,
D12/86, 171, 110, 114, 92; 180/90;
280/750, 751, 752, 740, 743.1, 741, 848,
280/851; 296/191, 180.1, 180.2;
293/115, 120
CPC . B60R 2013/0293; B60R 13/02; B60R 13/04;
B60R 21/20206; B60R 21/205; B60R
19/18; B60R 19/44; B60R 19/56; B60R
19/24; B60J 10/35; B60J 10/011; B60J
10/02; B60K 37/02; B60K 37/04; B62D
25/14

See application file for complete search history.



(56) **References Cited**

U.S. PATENT DOCUMENTS

D744,922 S *	12/2015	Jamieson	D12/196
D813,747 S *	3/2018	Behmer	D12/169
D818,403 S *	5/2018	Cummins	D12/169
D822,557 S *	7/2018	DiCanzio	D12/169
D829,619 S *	10/2018	Kim	D12/169
D829,620 S *	10/2018	Lim	D12/169

* cited by examiner

Primary Examiner — Abraham Bahta

(74) *Attorney, Agent, or Firm* — Schott, P.C.

(57) **CLAIM**

The ornamental design for a chin spoiler, as shown and described.

DESCRIPTION

FIG. 1 is a perspective view of the chin spoiler of the present invention;

FIG. 2 is a front view thereof;

FIG. 3 is a rear view thereof;

FIG. 4 is a left side view thereof;

FIG. 5 is a right side view thereof;

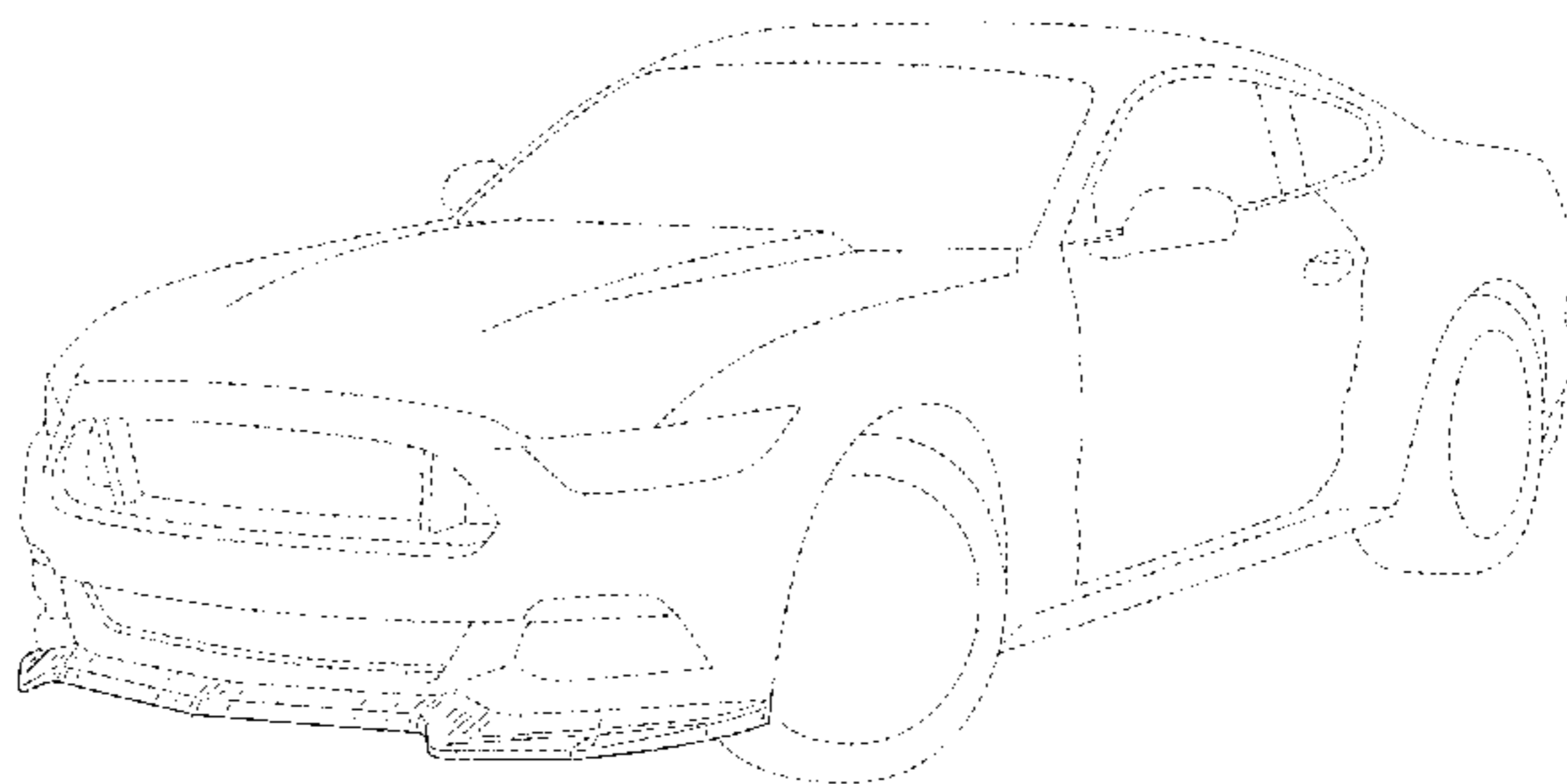
FIG. 6 is a top view thereof;

FIG. 7 is a bottom view thereof; and,

FIG. 8 is a perspective view thereof in a potential environment.

The broken line showing of a vehicle in FIG. 8 is included for the purpose of illustrating environmental structure and forms no part of the claimed design.

1 Claim, 6 Drawing Sheets



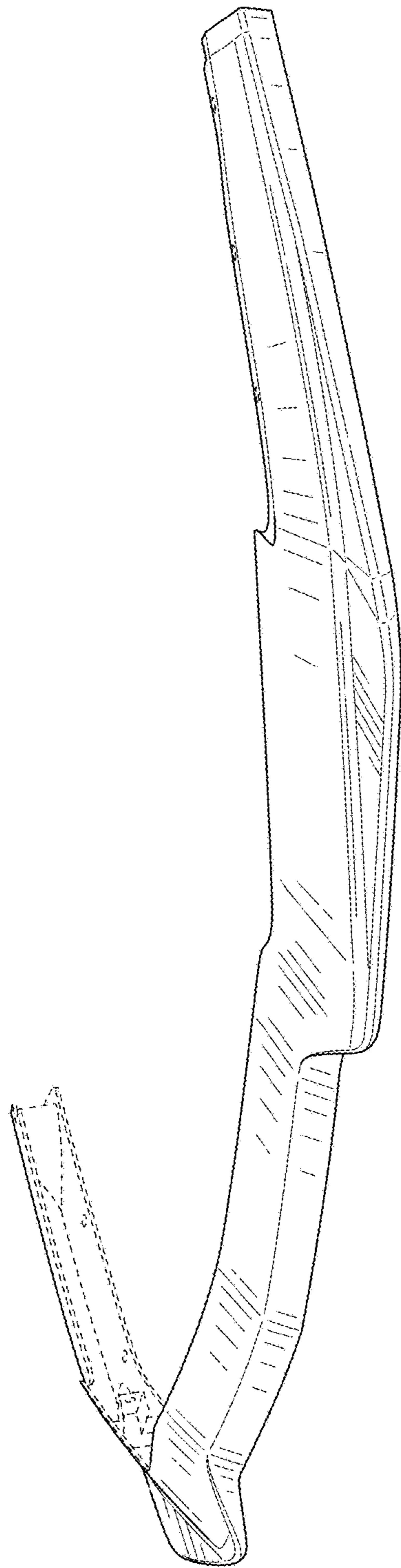


FIG. 1

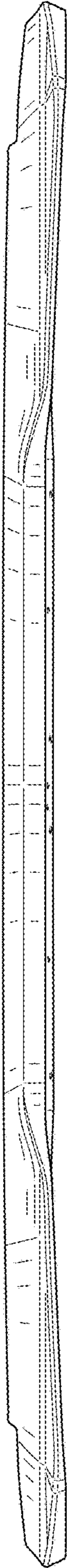


FIG. 2

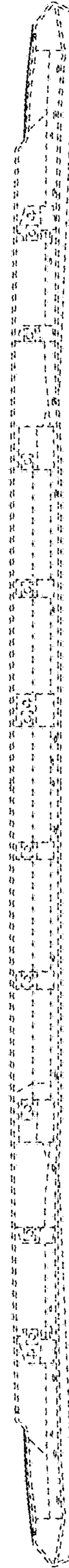


FIG. 3




FIG. 4




FIG. 5

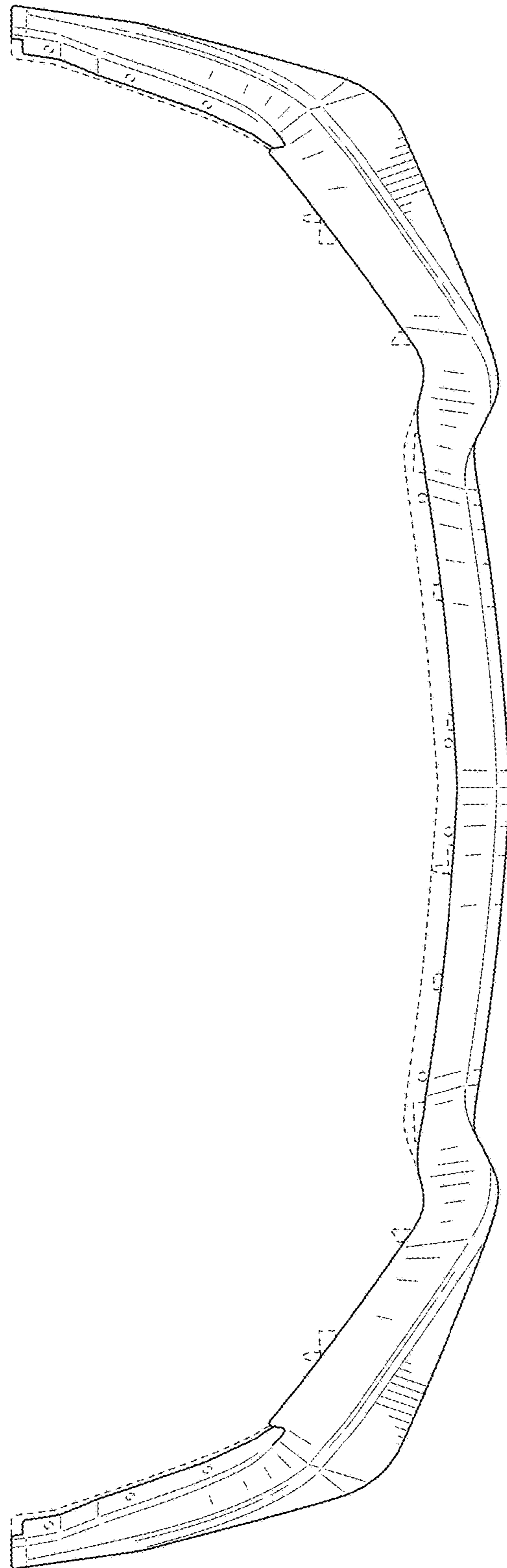


FIG. 6

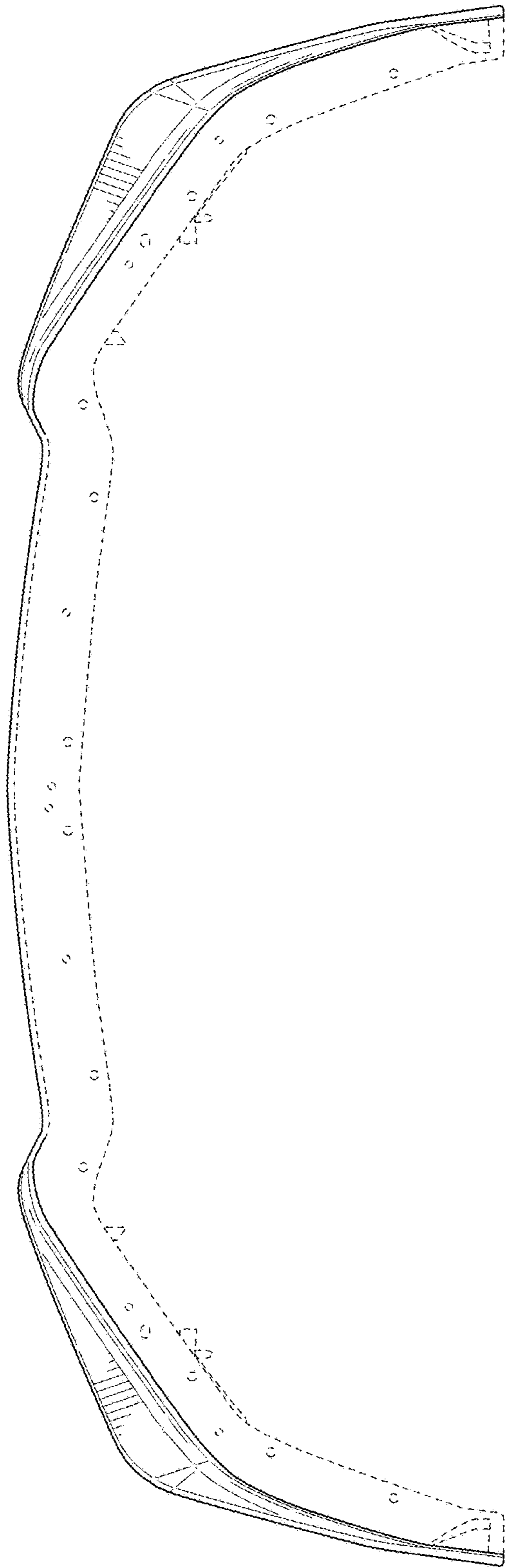


FIG. 7

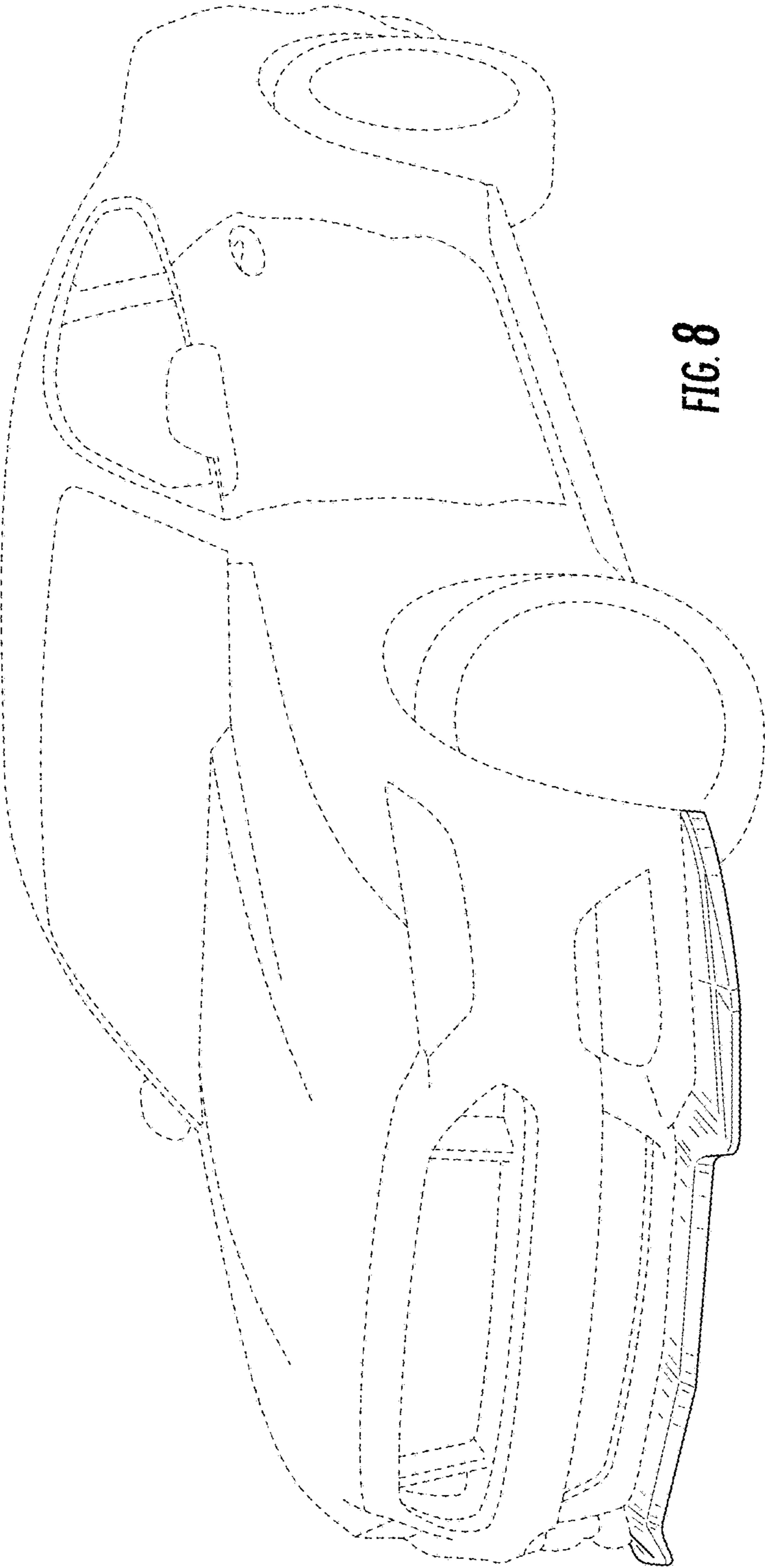


FIG. 8