



US00D864025S

(12) **United States Design Patent** (10) **Patent No.:** **US D864,025 S**
Tomasson et al. (45) **Date of Patent:** **** Oct. 22, 2019**

(54) **VEHICLE**

(71) Applicant: **Nio Nextev Limited**, Hong Kong (HK)

(72) Inventors: **Kris Tomasson**, Hong Kong (HK);
Juho Suh, Hong Kong (HK); **Jim Baste**, Hong Kong (HK); **Salvatore Aita**, Hong Kong (HK); **Vasiliy Kurkov**, Hong Kong (HK); **Soowan Park**, Hong Kong (HK)

(73) Assignee: **NIO NEXTEV LIMITED**, Hong Kong (HK)

(**) Term: **15 Years**

(21) Appl. No.: **29/615,128**

(22) Filed: **Aug. 25, 2017**

(30) **Foreign Application Priority Data**

Apr. 7, 2017 (CN) 2017 3 0112246

(51) **LOC (12) Cl.** **12-08**

(52) **U.S. Cl.**
USPC **D12/91**

(58) **Field of Classification Search**
USPC D12/86, 90-92, 88; D21/421, 433, 434;
296/181.1, 181.5
CPC B62D 35/00; B62D 25/00; B62D 25/06;
B62D 33/00
See application file for complete search history.

(56) **References Cited**

U.S. PATENT DOCUMENTS

| | | | |
|--------------|---------|-----------------|---------|
| D642,494 S | 8/2011 | Loeb | |
| D699,156 S * | 2/2014 | Perini | D12/92 |
| D719,064 S | 12/2014 | Bischoff et al. | |
| D761,693 S | 7/2016 | Lian et al. | |
| D766,788 S | 9/2016 | Kim | |
| D775,009 S * | 12/2016 | Baum | D12/169 |
| D796,997 S * | 9/2017 | Varga | D12/91 |
| D802,479 S * | 11/2017 | Sakaue | D12/91 |
| D804,357 S * | 12/2017 | Jeon | D12/91 |
| D814,353 S * | 4/2018 | Kim | D12/91 |
| D830,246 S * | 10/2018 | Yoshimine | D12/164 |
| D830,906 S * | 10/2018 | Yoshimine | D12/91 |
| D835,000 S | 12/2018 | Tomasson et al. | |
| D836,489 S | 12/2018 | Borkert | |

* cited by examiner

Primary Examiner — Melody N Brown

(74) *Attorney, Agent, or Firm* — Hogan Lovells US LLP


(57) **CLAIM**

The ornamental design for a vehicle, as shown and described.

DESCRIPTION

FIG. 1 is front elevational view of a vehicle showing our new design;
FIG. 2 is a rear elevational view thereof;
FIG. 3 is a right side elevational view thereof;
FIG. 4 is a front perspective view thereof; and,
FIG. 5 is a rear perspective view thereof.

1 Claim, 5 Drawing Sheets






FIG. 1




FIG. 2

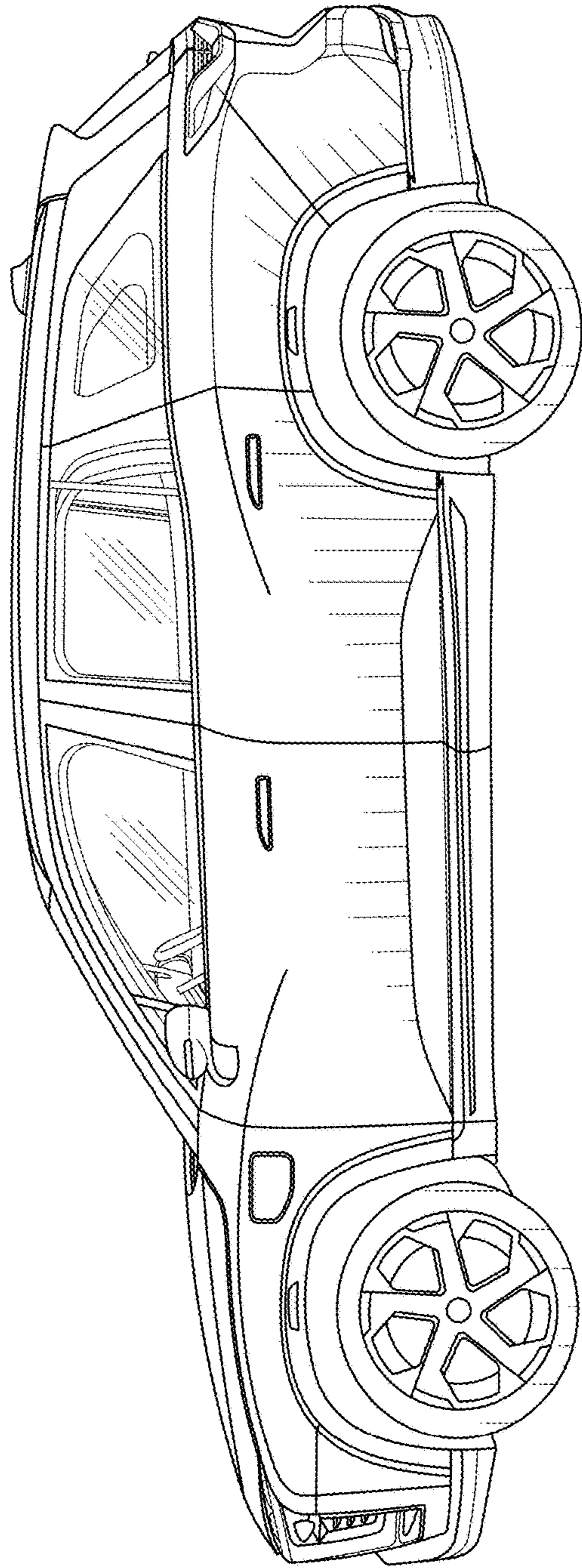


FIG. 3

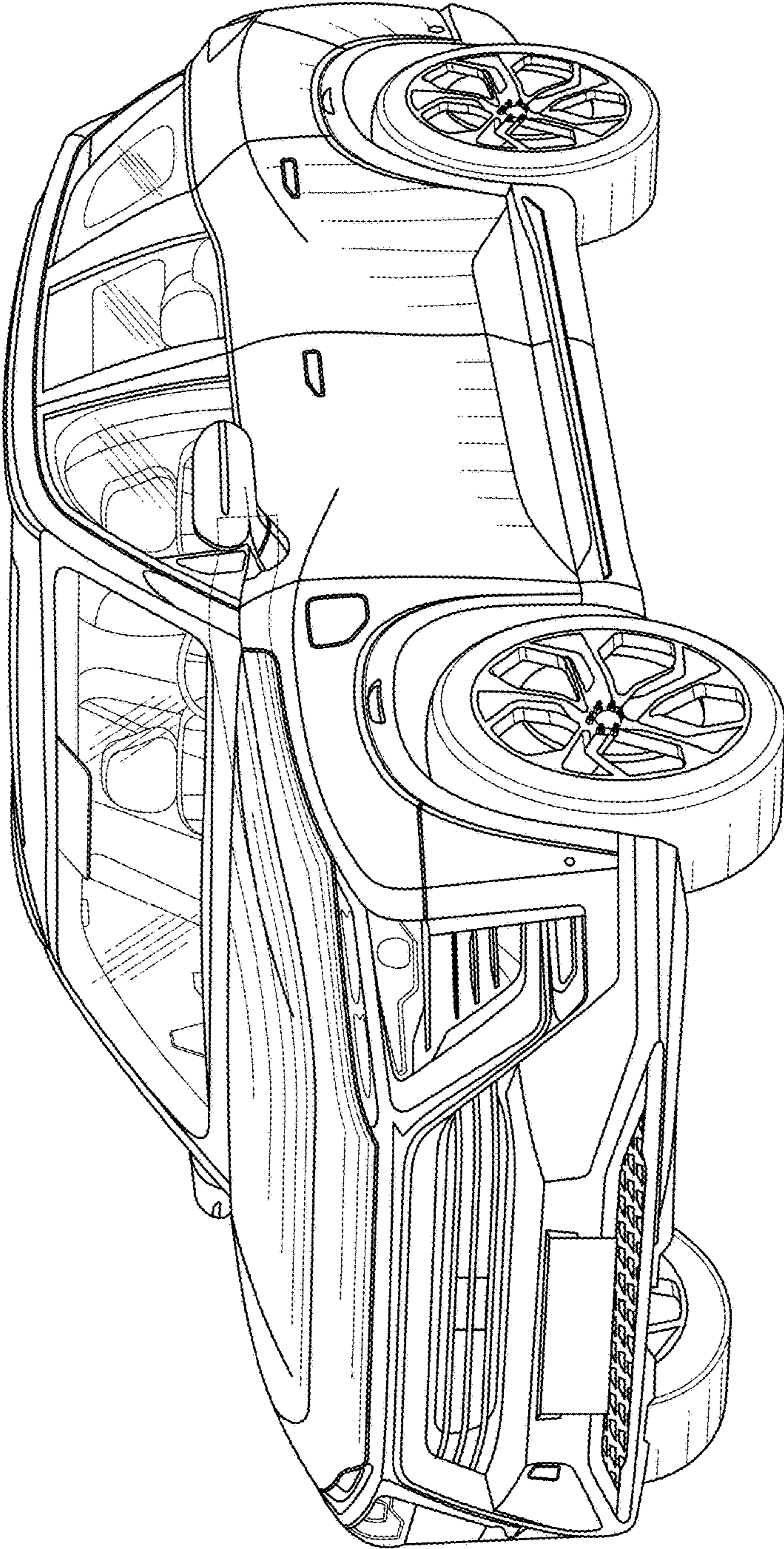


FIG. 4

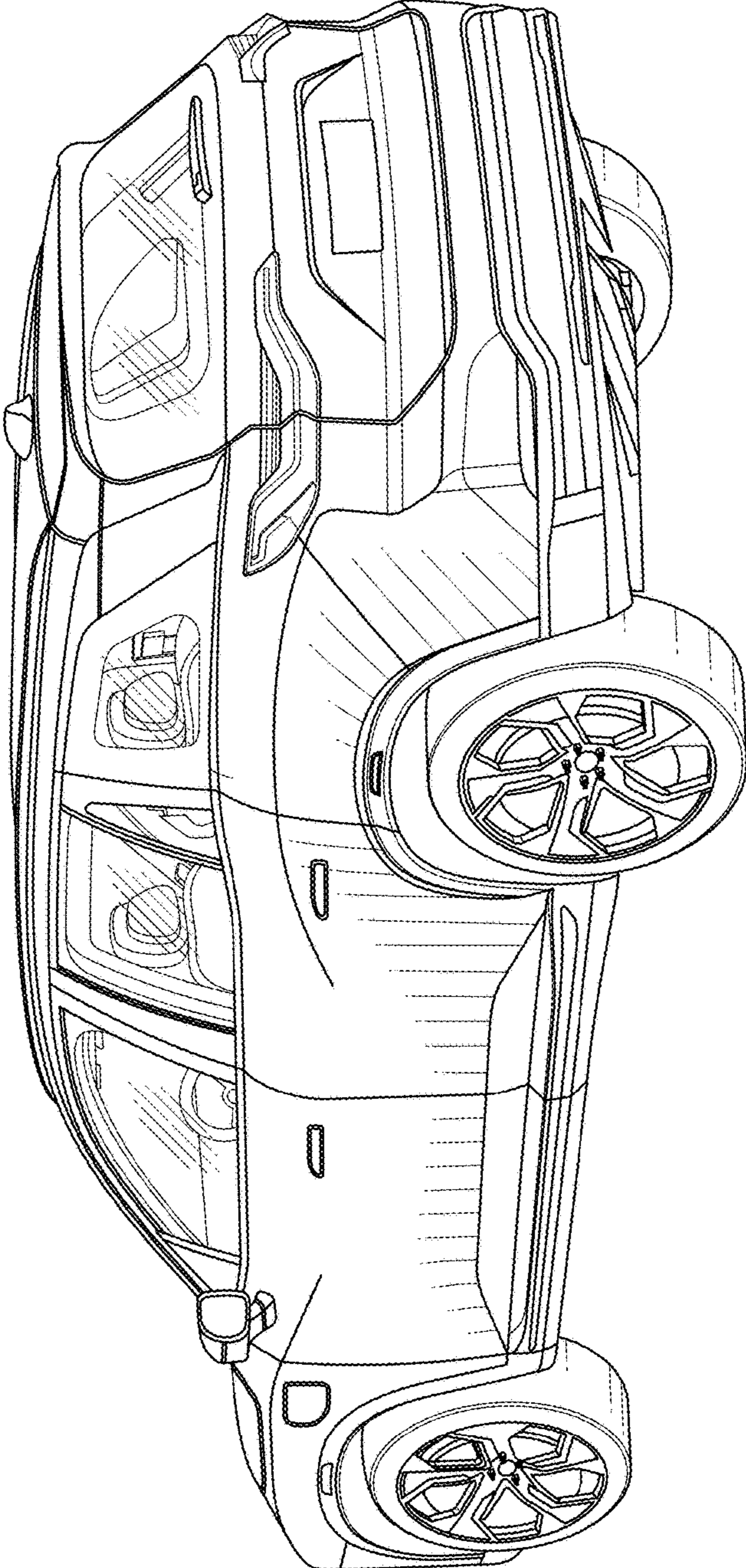


FIG. 5