

US00D864014S

(12) **United States Design Patent** (10) **Patent No.:** **US D864,014 S**  
**Pierce** (45) **Date of Patent:** **\*\* \*Oct. 22, 2019**

(54) **ORNAMENT**  
(71) Applicant: **Nancy Jean Pierce**, Los Angeles, CA (US)  
(72) Inventor: **Nancy Jean Pierce**, Los Angeles, CA (US)  
(\* ) Notice: This patent is subject to a terminal disclaimer.  
(\*\*) Term: **15 Years**  
(21) Appl. No.: **29/594,061**  
(22) Filed: **Feb. 15, 2017**  
(51) **LOC (12) Cl.** ..... **11-05**  
(52) **U.S. Cl.**  
USPC ..... **D11/121**; D99/25; D26/13  
(58) **Field of Classification Search**  
USPC ..... D11/1, 86, 89, 90, 91, 117, 121, 122, D11/124, 125, 130, 131, 132, 133, 157, D11/164; D26/1, 4-10, 13, 14, 16, 20, D26/24, 93, 96, 23; D99/25; 362/249.16, 806, 810; 428/7  
CPC .... F21S 6/00; F21S 6/001; F21S 10/04; F21S 2/00; F21S 10/00; F21W 2121/00; F21W 2121/002; F21W 2131/30; A47G 33/00; A47G 33/008; A47G 33/08; A47G 2033/0827; A47G 2033/0836; C11C 5/00; C11C 5/008; F21V 35/003; F21V 35/00  
See application file for complete search history.

D91,559 S \* 2/1934 Farber ..... D26/13  
D98,174 S \* 1/1936 Liska ..... D26/13  
D104,346 S \* 5/1937 Farber ..... D26/13  
2,101,971 A \* 12/1937 Wolf ..... F21S 8/00  
211/26  
2,299,511 A \* 10/1942 Steiner ..... B65D 61/00  
426/104  
D165,900 S \* 2/1952 Blauvelt ..... D26/13  
D178,832 S \* 9/1956 Giorklint ..... D11/125  
2,782,296 A \* 2/1957 Walter ..... F21S 4/10  
362/392  
D185,199 S \* 5/1959 Goldberg ..... D11/121  
D186,023 S \* 9/1959 Burnbaum ..... D11/125  
3,091,106 A \* 5/1963 Crouch ..... F21V 35/00  
431/154  
D288,723 S \* 3/1987 Liu ..... D26/13  
D296,138 S \* 6/1988 Cheng ..... D26/10  
D330,439 S \* 10/1992 Turcotte ..... D26/13  
D430,319 S \* 8/2000 Harris ..... D11/121  
D528,941 S \* 9/2006 Cavness ..... D11/125  
D587,824 S \* 3/2009 Ballarini ..... D26/13  
D708,813 S \* 7/2014 Apple ..... D99/25  
D715,513 S \* 10/2014 Shelton ..... D99/25

\* cited by examiner

*Primary Examiner* — Elizabeth J Oswecki  
(74) *Attorney, Agent, or Firm* — Eric Kelly

(57) **CLAIM**

The ornamental design for an ornament, as shown and described.

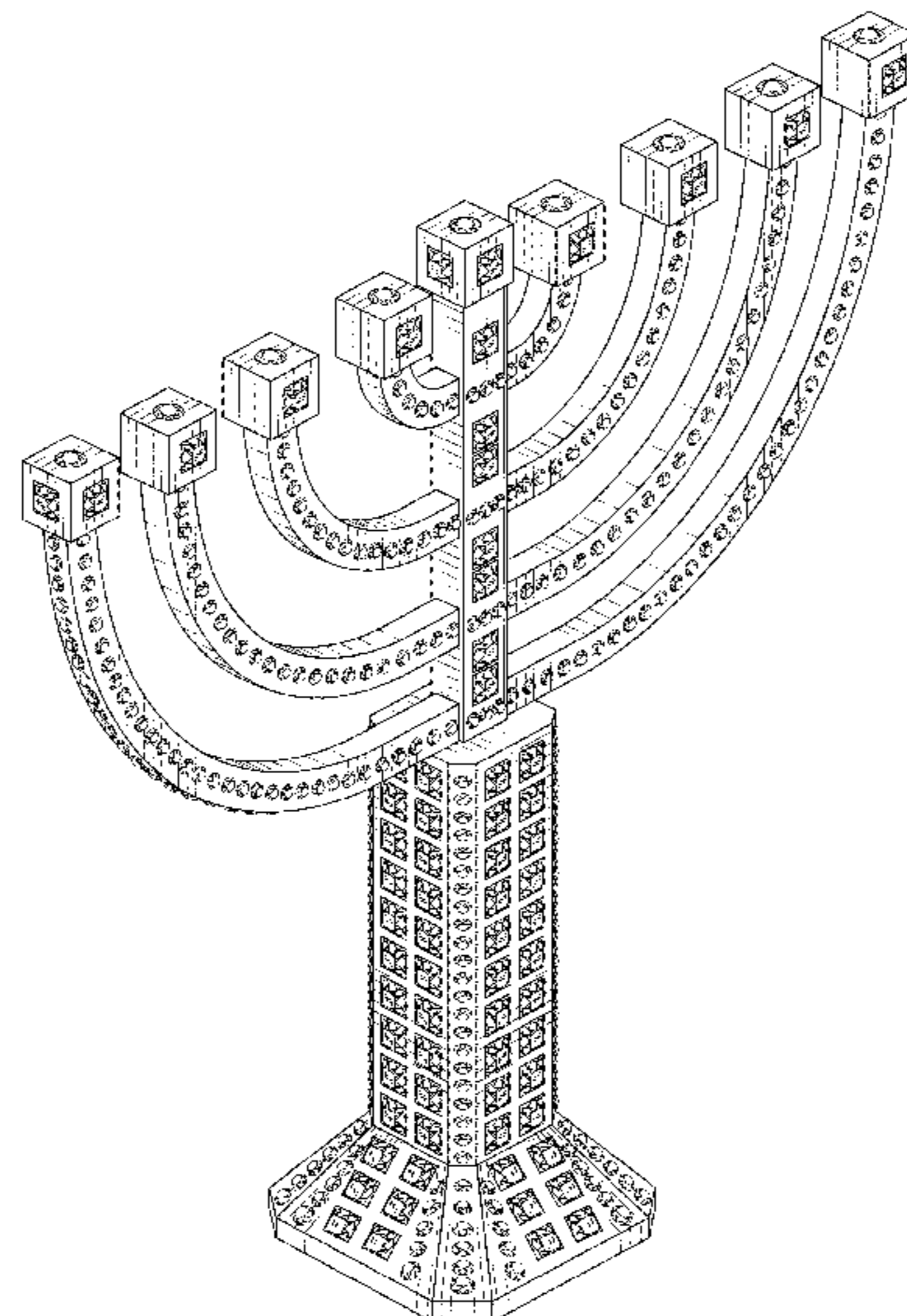
**DESCRIPTION**

FIG. 1 is a top, front perspective view of an ornament showing my new design;  
FIG. 2 is a front view thereof;  
FIG. 3 is a back view thereof;  
FIG. 4 is a left side view thereof;  
FIG. 5 is a right side view thereof;  
FIG. 6 is a top view thereof; and,  
FIG. 7 is a bottom view thereof.

**1 Claim, 5 Drawing Sheets**

(56) **References Cited**  
U.S. PATENT DOCUMENTS

D53,307 S \* 5/1919 Leavenworth ..... D26/13  
D53,308 S \* 5/1919 Leavenworth ..... D11/147  
D55,185 S \* 5/1920 Leavenworth ..... D11/147  
D60,353 S \* 2/1922 Leavenworth ..... D26/13  
D66,624 S \* 2/1925 Fields ..... D26/13  
D87,484 S \* 8/1932 Reh ..... D26/13



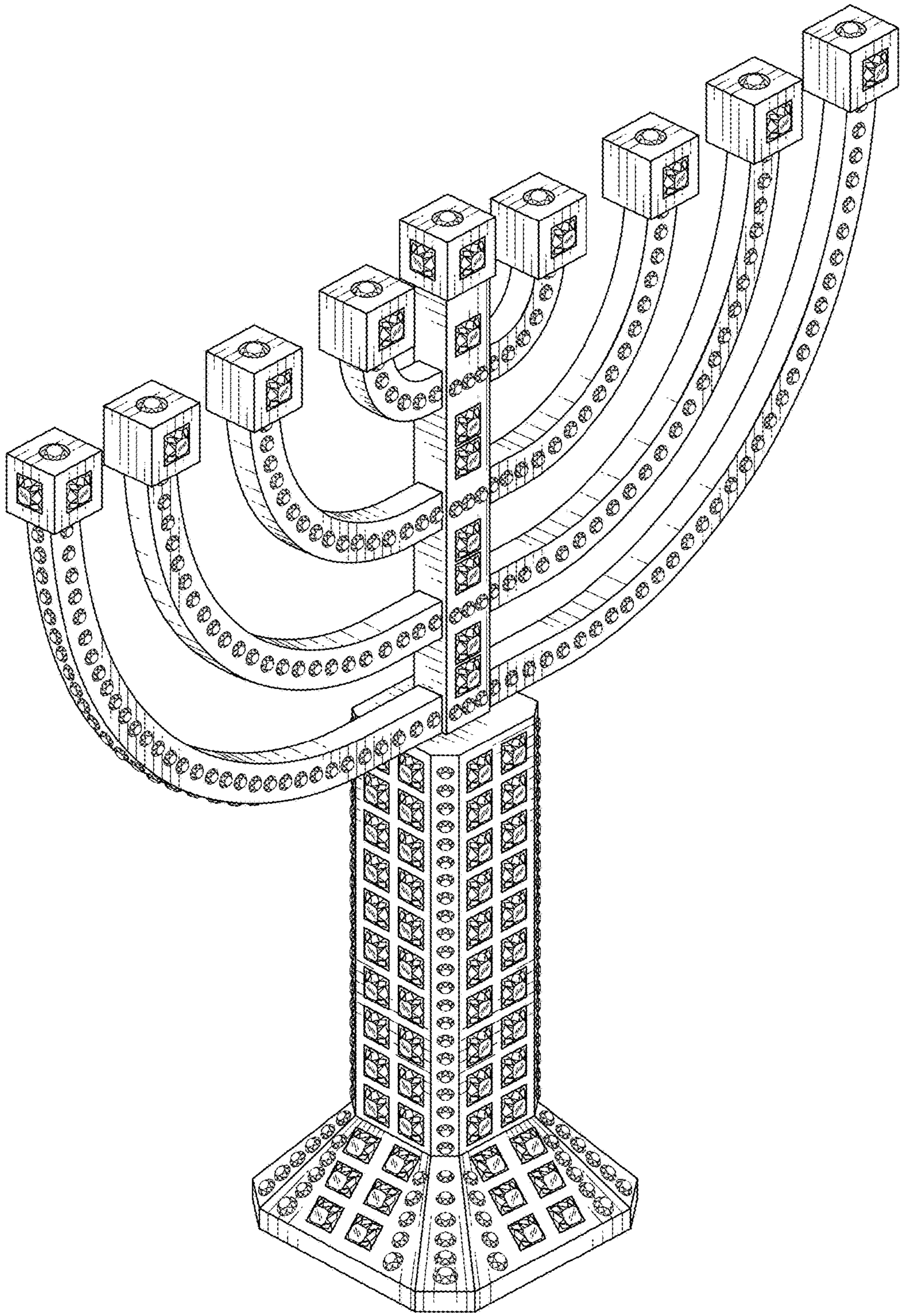


FIG. 1






FIG. 2




FIG. 3

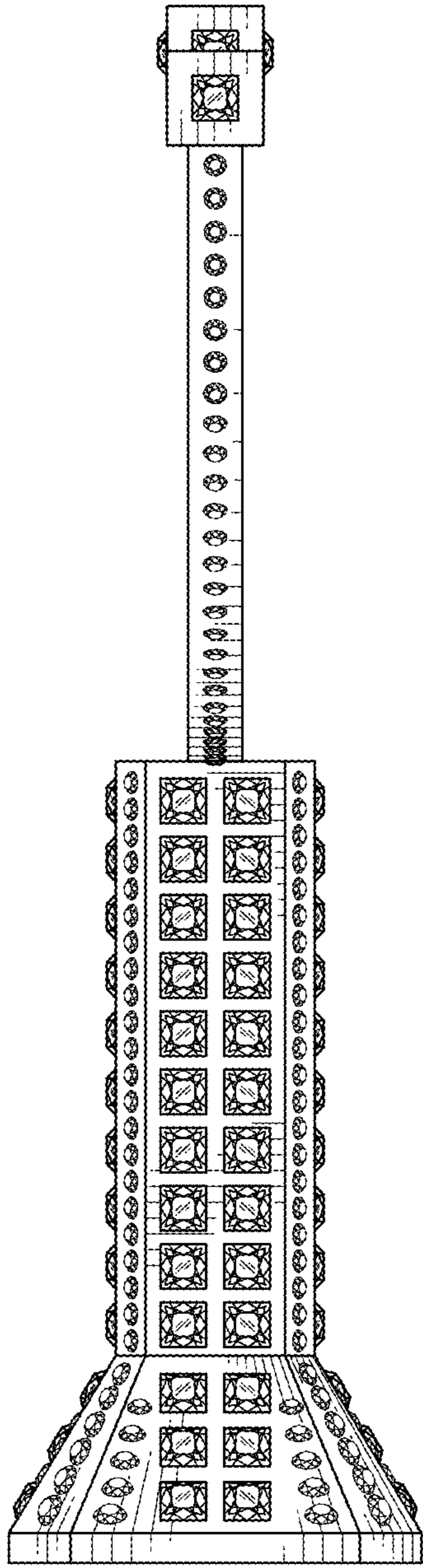


FIG. 4

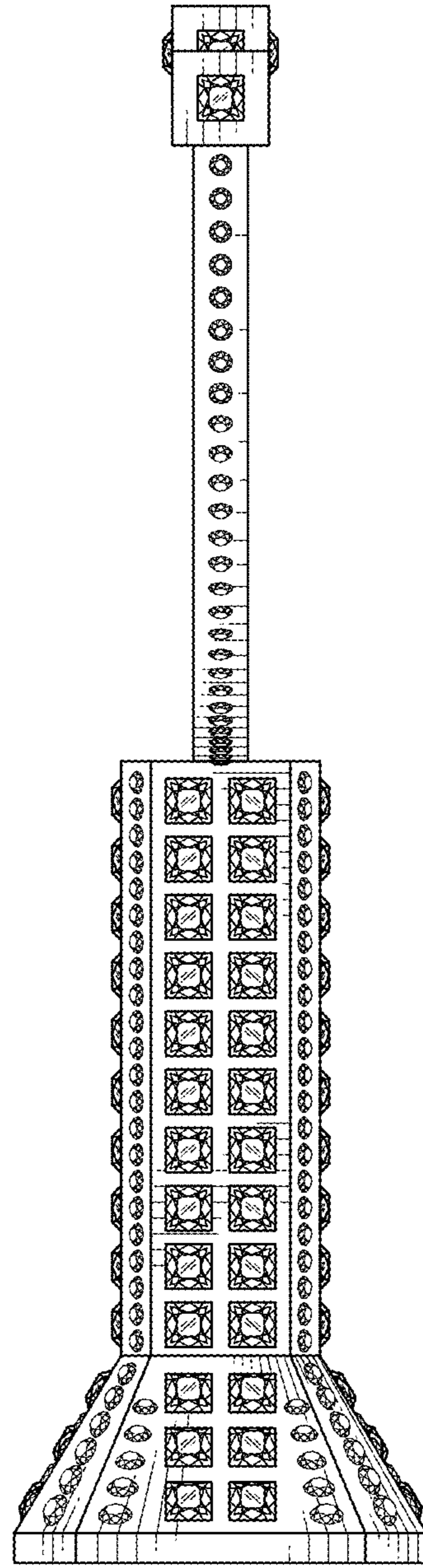


FIG. 5



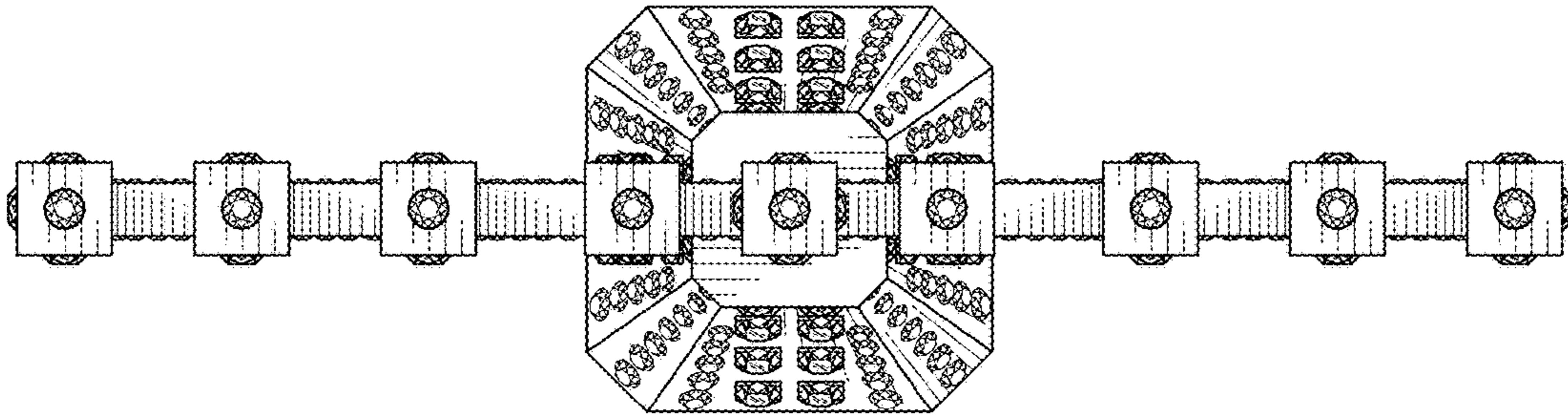


FIG. 6

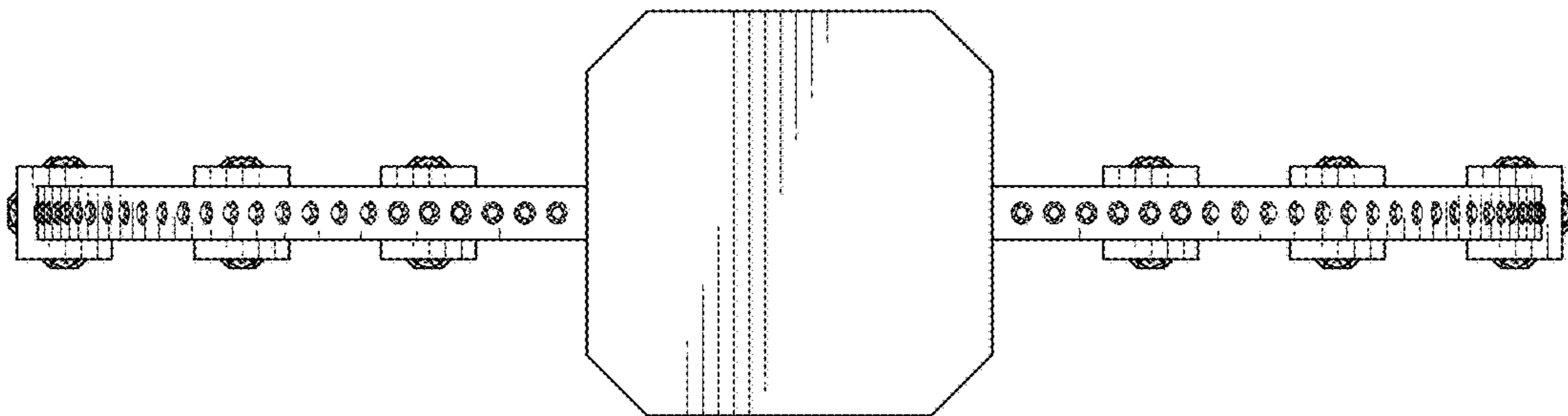


FIG. 7