



US00D863991S

(12) **United States Design Patent**
Ho et al.

(10) **Patent No.:** **US D863,991 S**

(45) **Date of Patent:** **** Oct. 22, 2019**

(54) **FOLDABLE HIGH PRECISION FOOD THERMOMETER**

(71) Applicant: **MINGLE METAL (S.Z.) CO., LTD.**,
Shenzhen, Guangdong (CN)

(72) Inventors: **Wai Ming Ho**, Guangdong (CN); **Ming Lee**, Guangdong (CN)

(73) Assignee: **MINGLE METAL (S.Z.) CO., LTD.**,
Shenzhen, Guangdong (CN)

(**) Term: **15 Years**

(21) Appl. No.: **29/654,797**

(22) Filed: **Jun. 27, 2018**

(30) **Foreign Application Priority Data**

Jun. 7, 2018 (CN) 2018 3 0285178

(51) **LOC (12) Cl.** **10-04**

(52) **U.S. Cl.**
USPC **D10/57**

(58) **Field of Classification Search**
USPC D10/57
CPC G01K 2207/02; G01K 2207/04; G01K
2207/06; G01K 2207/08

See application file for complete search history.

(56) **References Cited**

U.S. PATENT DOCUMENTS

D299,812 S * 2/1989 Sakaguchi D10/57
D330,169 S * 10/1992 Yajima D10/57

D421,925 S * 3/2000 Lin D10/57
D723,952 S * 3/2015 Gross D10/57
D751,932 S * 3/2016 Chong D10/57
D795,098 S * 8/2017 Alla D10/57
D795,100 S * 8/2017 Alla D10/57
D795,101 S * 8/2017 Alla D10/57
D809,945 S * 2/2018 Prommel D10/57

* cited by examiner

Primary Examiner — Antoine Duval Davis

(74) *Attorney, Agent, or Firm* — Yue (Robert) Xu; Apex
Attorneys at Law, LLP

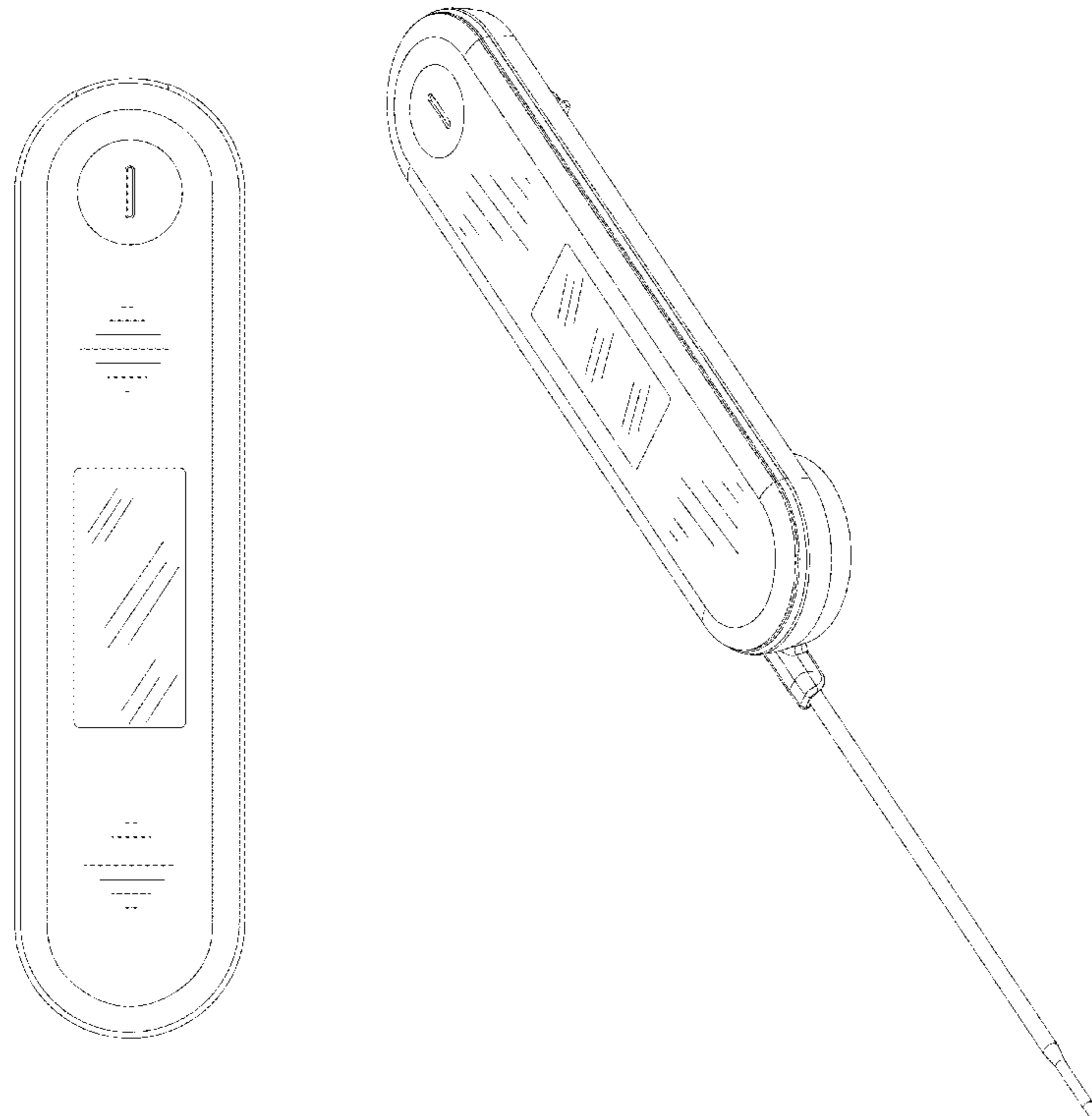
(57) **CLAIM**

The ornamental design for a foldable high precision food thermometer, as shown and described.

DESCRIPTION

FIG. 1 is a front view of a foldable high precision food thermometer, showing our new design;
FIG. 2 is a rear view thereof;
FIG. 3 is a left view thereof;
FIG. 4 is a right view thereof;
FIG. 5 is an enlarged top view thereof;
FIG. 6 is an enlarged bottom view thereof;
FIG. 7 is a first perspective view thereof showing the food thermometer is folded; and,
FIG. 8 is a second perspective view thereof showing the food thermometer is unfolded.

1 Claim, 8 Drawing Sheets



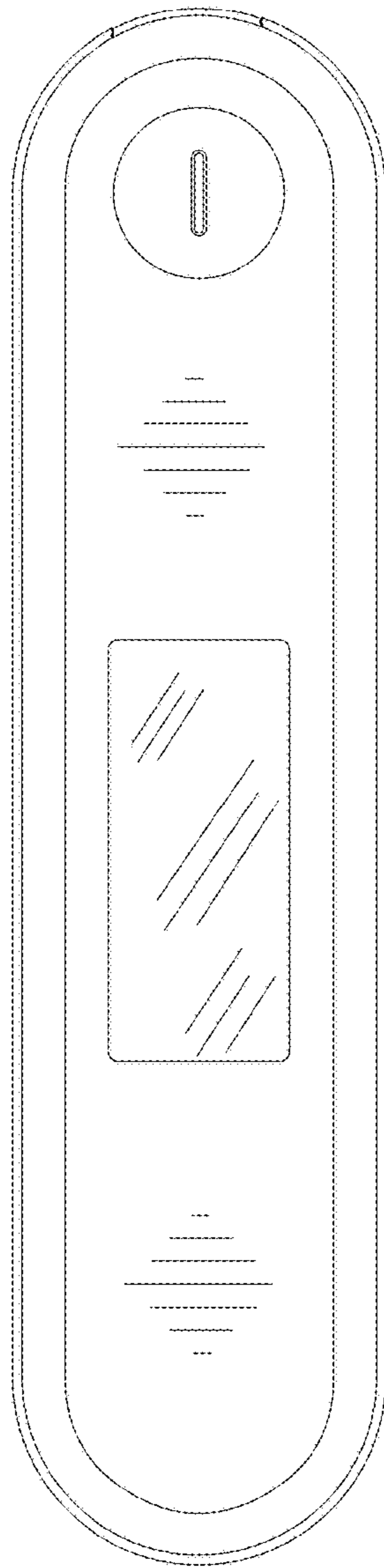


Fig. 1




Fig. 2




Fig. 3




Fig. 4

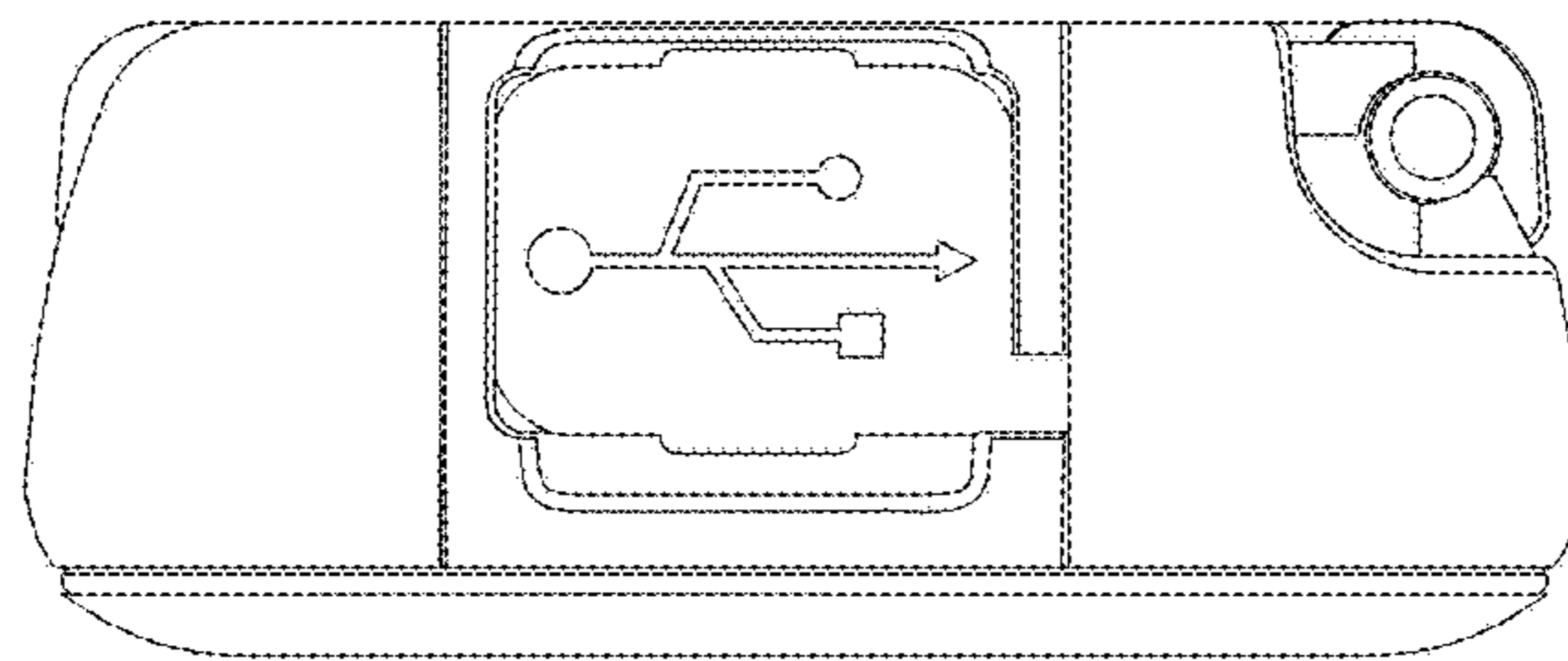


Fig. 5




Fig. 6

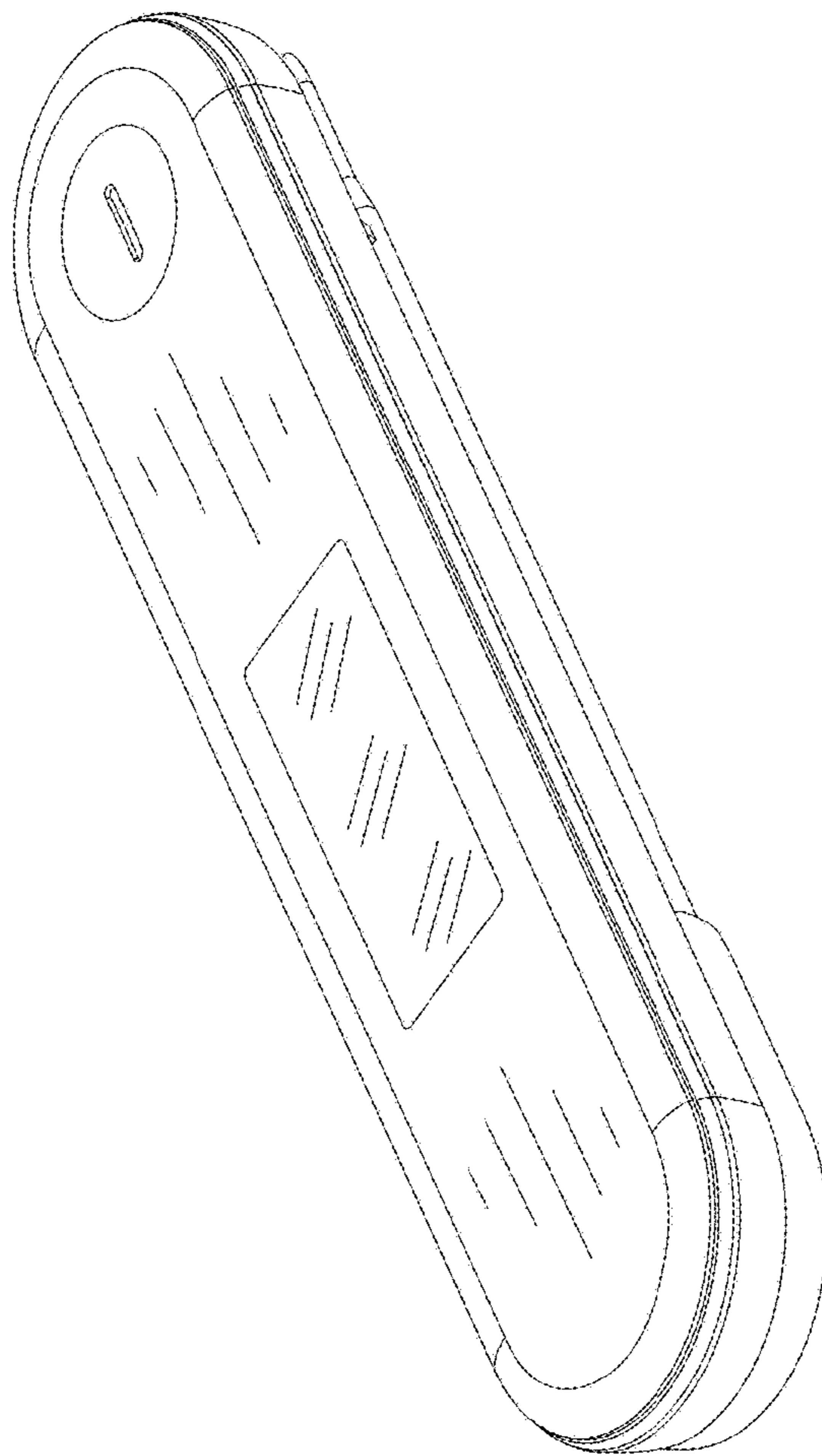


Fig. 7

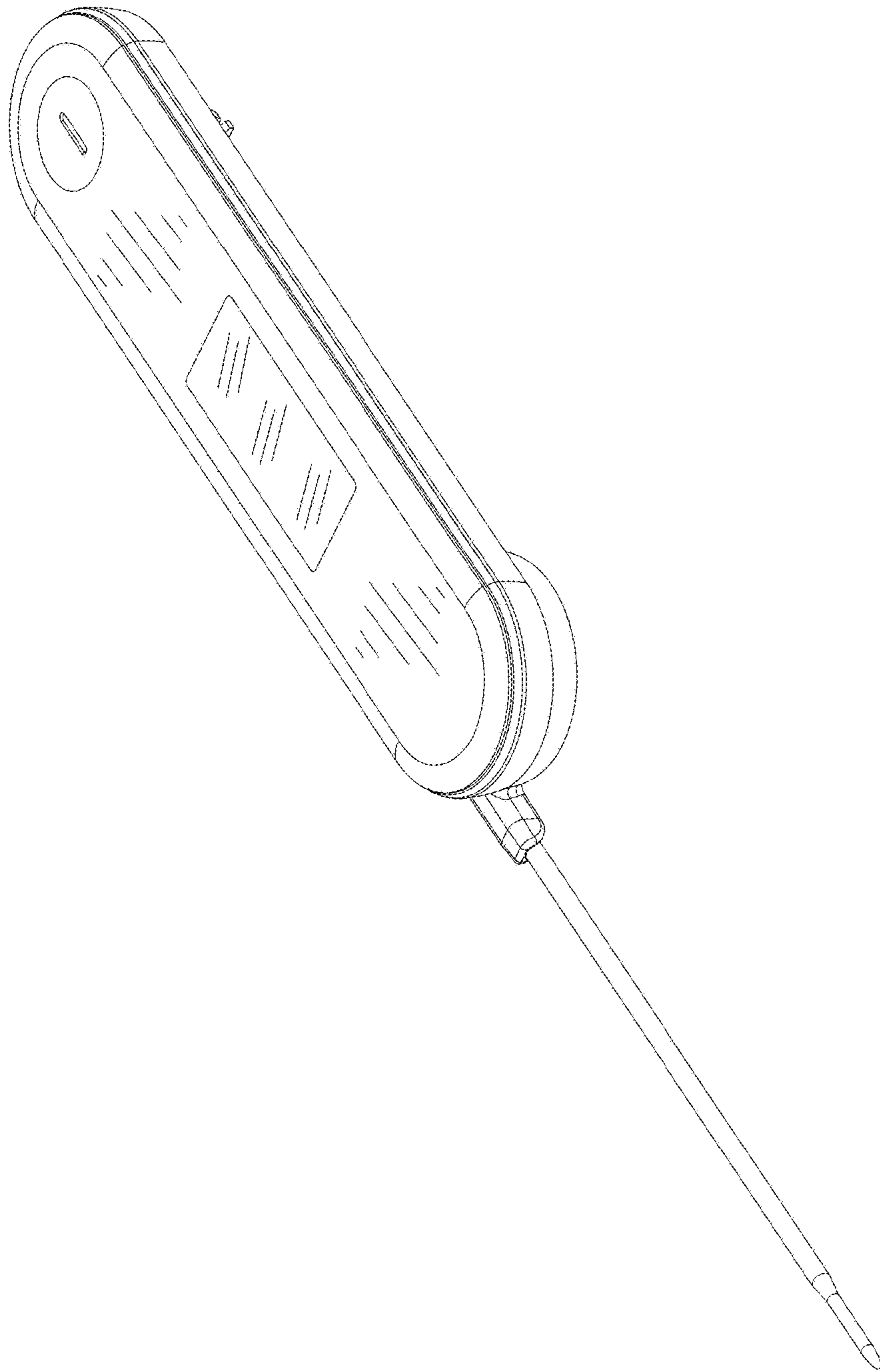


Fig. 8