



US00D863976S

(12) **United States Design Patent** (10) **Patent No.:** **US D863,976 S**
Ibarra (45) **Date of Patent:** **** *Oct. 22, 2019**

(54) **BAG CLOSURE CONSTRUCTION**

(71) Applicant: **Texas Ice Express, LLC**, McKinney, TX (US)
(72) Inventor: **Ramon Ibarra**, Lewisville, TX (US)
(73) Assignee: **Texas Ice Express, LLC**, McKinney, TX (US)
(*) Notice: This patent is subject to a terminal disclaimer.
(**) Term: **15 Years**

(21) Appl. No.: **29/668,745**
(22) Filed: **Nov. 1, 2018**

Related U.S. Application Data

(63) Continuation of application No. 29/616,845, filed on Sep. 8, 2017, now Pat. No. Des. 835,518, which is a continuation of application No. 13/848,861, filed on Mar. 22, 2013.

(51) **LOC (12) Cl.** **09-05**
(52) **U.S. Cl.**
USPC **D9/705**

(58) **Field of Classification Search**
USPC D9/702-714, 720-722, 424, 430-433, D9/414, 418, 444; 383/26, 119, 127, 33, 383/71-75, 103; 229/87.06, 87.08, 87.01, 229/92.1; 222/92, 107, 215; 220/495.03, 220/495.01; D3/303, 201; 428/35.2, 79, 428/199, 542.6; 434/162; 402/79; D5/57-61, 99; 281/2, 3.1, 5, 38, 51; 283/117, 62, 74, 93, 103, 115; D19/1-10, 100
CPC B65D 33/02; B65D 33/24; B65D 33/01; B65D 81/00; B65D 81/03; B65D 81/2084; B65D 81/34; B65D 81/3461; A47J 36/027

See application file for complete search history.

(56) **References Cited**

U.S. PATENT DOCUMENTS

3,186,626 A	6/1965	Shvetz
3,217,971 A	11/1965	Shvetz
3,441,198 A	4/1969	Ericson
3,716,182 A	2/1973	Korn
3,774,838 A	11/1973	Christie
3,865,303 A	2/1975	Korn
4,139,186 A	2/1979	Postema et al.
4,345,712 A	8/1982	Gim
4,813,792 A	3/1989	Belmont et al.

(Continued)

FOREIGN PATENT DOCUMENTS

GB	1366440 A	9/1974
GB	1370968 A	10/1974

(Continued)

Primary Examiner — Abraham Bahta

(74) *Attorney, Agent, or Firm* — Winstead PC

(57) **CLAIM**

The ornamental design for a bag closure construction, as shown and described.

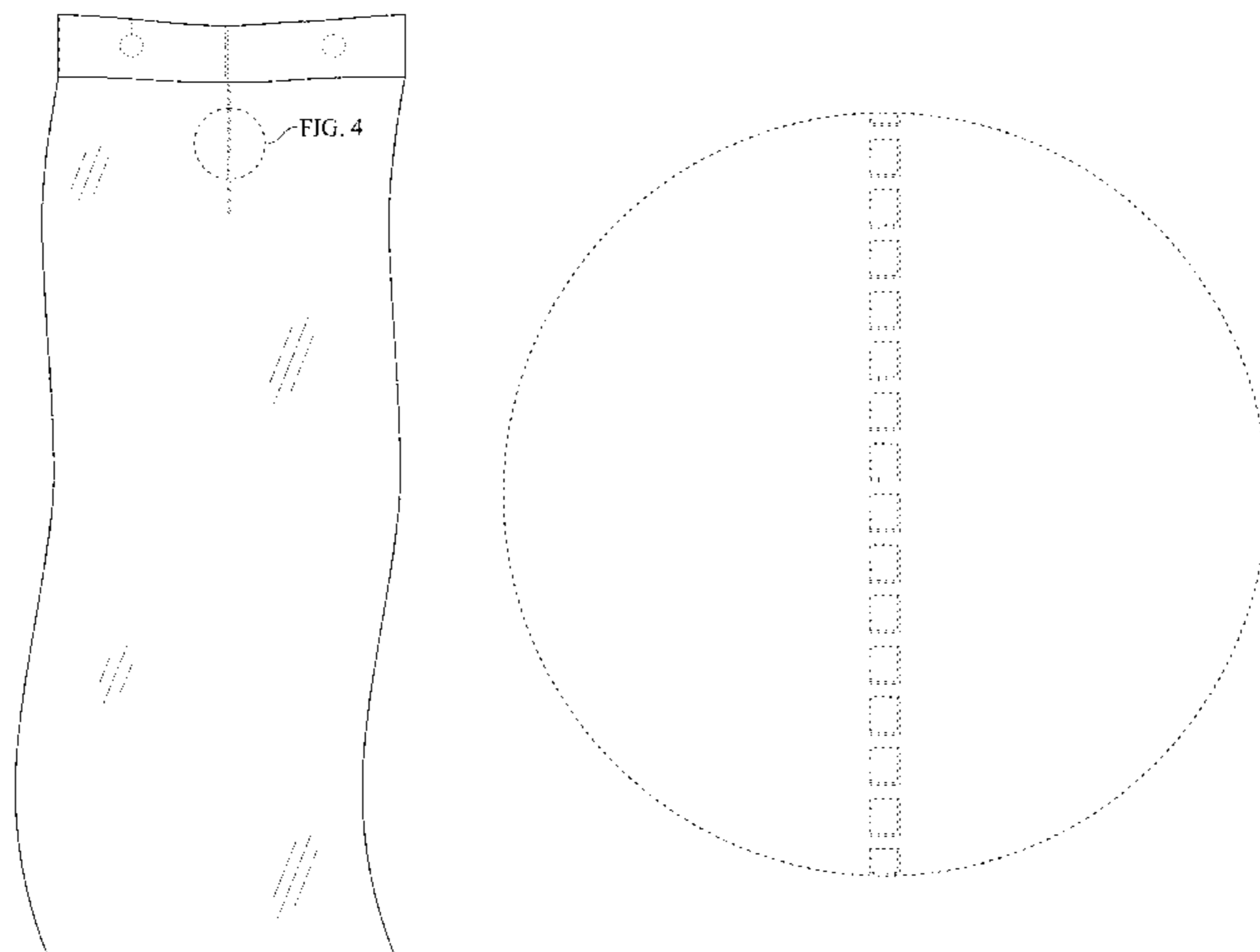
DESCRIPTION

FIG. 1 is a front view of a bag closure construction showing in-tact perforations in accordance with the design; FIG. 2 is a rear view thereof; FIG. 3 is a front view thereof showing torn perforations; and, FIG. 4 is an enlarged view of the perforations shown in FIG. 1.

The bag closure construction is of no appreciable thickness and the opposite side thereof is symmetric with the shown front view. Boxes (□) are understood to represent perforations.

The broken lines present form no part of the claimed design.

1 Claim, 4 Drawing Sheets



(56)

References Cited

U.S. PATENT DOCUMENTS

4,890,736	A	1/1990	Johannes	
5,568,979	A	10/1996	Fifer et al.	
5,720,557	A	2/1998	Simonsen	
6,435,350	B1	8/2002	Huang et al.	
7,192,190	B2	3/2007	Jung	
7,950,851	B2 *	5/2011	Taheri	B65D 75/58 383/63
8,282,280	B2	10/2012	Germanow et al.	
8,550,716	B2	10/2013	Smith et al.	
2003/0053720	A1	3/2003	Smith et al.	
2006/0202006	A1	9/2006	Hou	
2008/0226201	A1	9/2008	Diep	

FOREIGN PATENT DOCUMENTS

GB	2208843	A	4/1989
JP	02085159		3/1990
JP	09267847		10/1997
WO	WO-9638290	A1	12/1996
WO	WO-0140068	A1	6/2001
WO	WO-2006056784	A1	6/2006

* cited by examiner




FIG. 1

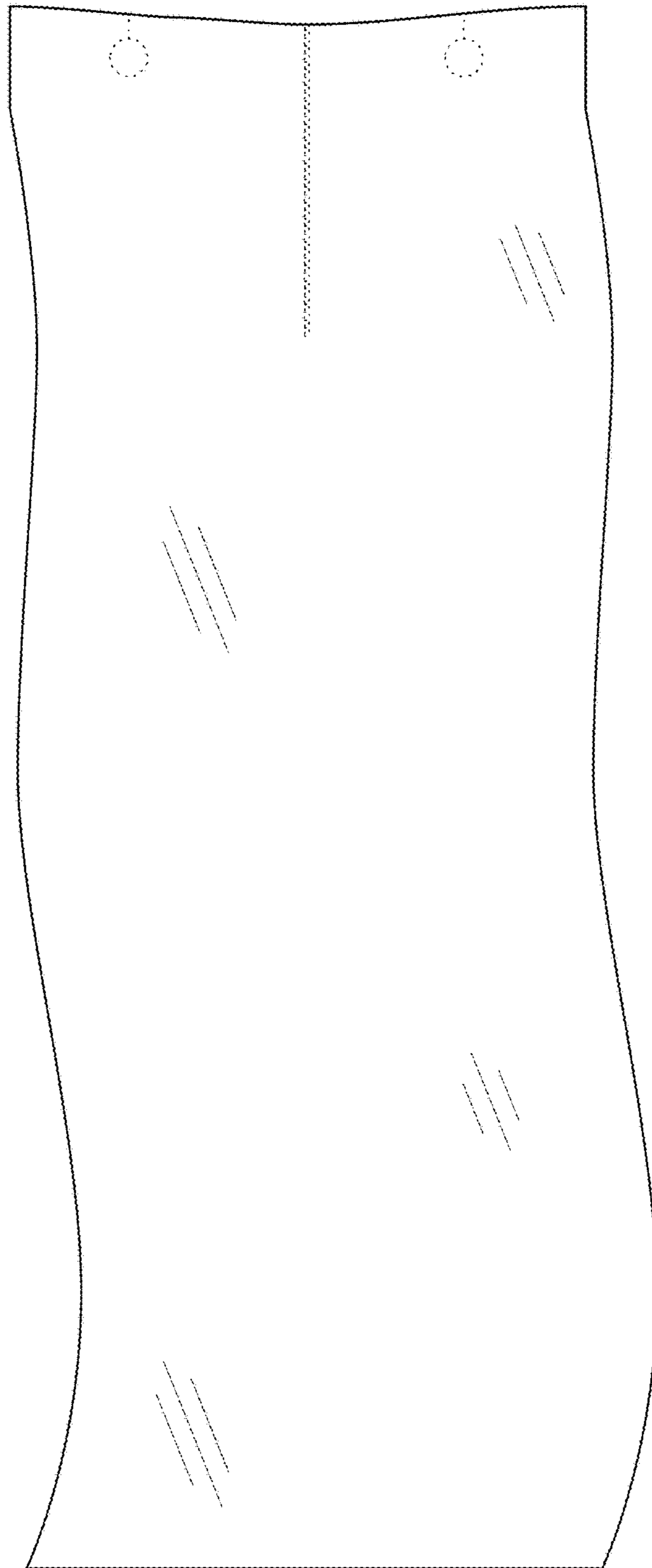


FIG. 2

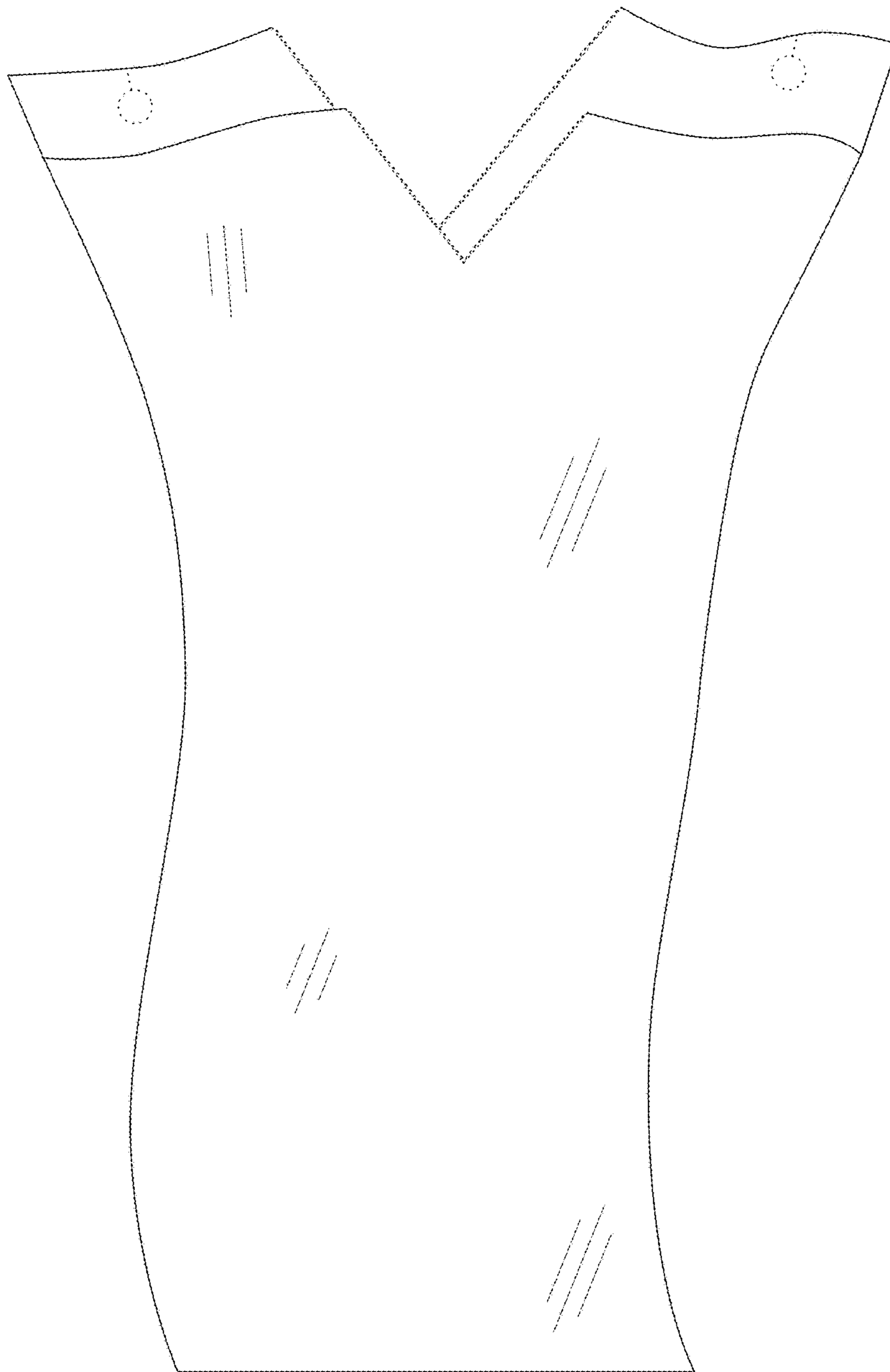


FIG. 3




FIG. 4