



US00D863938S

(12) **United States Design Patent**
Boyle

(10) **Patent No.:** **US D863,938 S**

(45) **Date of Patent:** **** Oct. 22, 2019**

(54) **COIL CLIP**

(71) Applicant: **Mark L. Anderson**, Spring Valley, WI
(US)

(72) Inventor: **Andrew Boyle**, Auckland (NZ)

(73) Assignee: **Mark L. Anderson**, Spring Valley, WI
(US)

(**) Term: **15 Years**

(21) Appl. No.: **29/646,294**

(22) Filed: **May 3, 2018**

(51) **LOC (12) Cl.** **09-06**

(52) **U.S. Cl.**
USPC **D8/356**

(58) **Field of Classification Search**
USPC D8/356, 354, 349; 361/826
CPC A63B 29/00; A63B 27/00; B63B 59/02;
B63B 21/045; H05K 5/0247
See application file for complete search history.

(56) **References Cited**

U.S. PATENT DOCUMENTS

1,452,993	A *	4/1923	Wack	F16L 3/10 174/154
4,128,918	A *	12/1978	Wenk	F16L 33/035 24/16 R
5,141,276	A *	8/1992	McClure	B66C 1/62 294/104

D420,569	S *	2/2000	Evans	D8/382
D482,599	S *	11/2003	May	D8/356
D577,573	S *	9/2008	Wood	D8/356
D735,554	S *	8/2015	Solberg	D8/349
D735,568	S *	8/2015	Barnett	D8/396
D784,118	S *	4/2017	Reddy	D8/356
D833,266	S *	11/2018	Barbara	D8/396
D834,401	S *	11/2018	Penn	D8/356
D837,039	S *	1/2019	Angus	D8/356
2008/0054126	A1 *	3/2008	Wang	F16L 3/10 248/51
2008/0078891	A1 *	4/2008	Hobson	F16L 3/127 248/74.2

* cited by examiner

Primary Examiner — Cynthia R Underwood

(74) *Attorney, Agent, or Firm* — Skinner and Associates;
Joel Skinner

(57) **CLAIM**

The ornamental design for a coil dip, as shown and described.

DESCRIPTION

FIG. 1 is a perspective view of a coil clip showing the design of the invention.

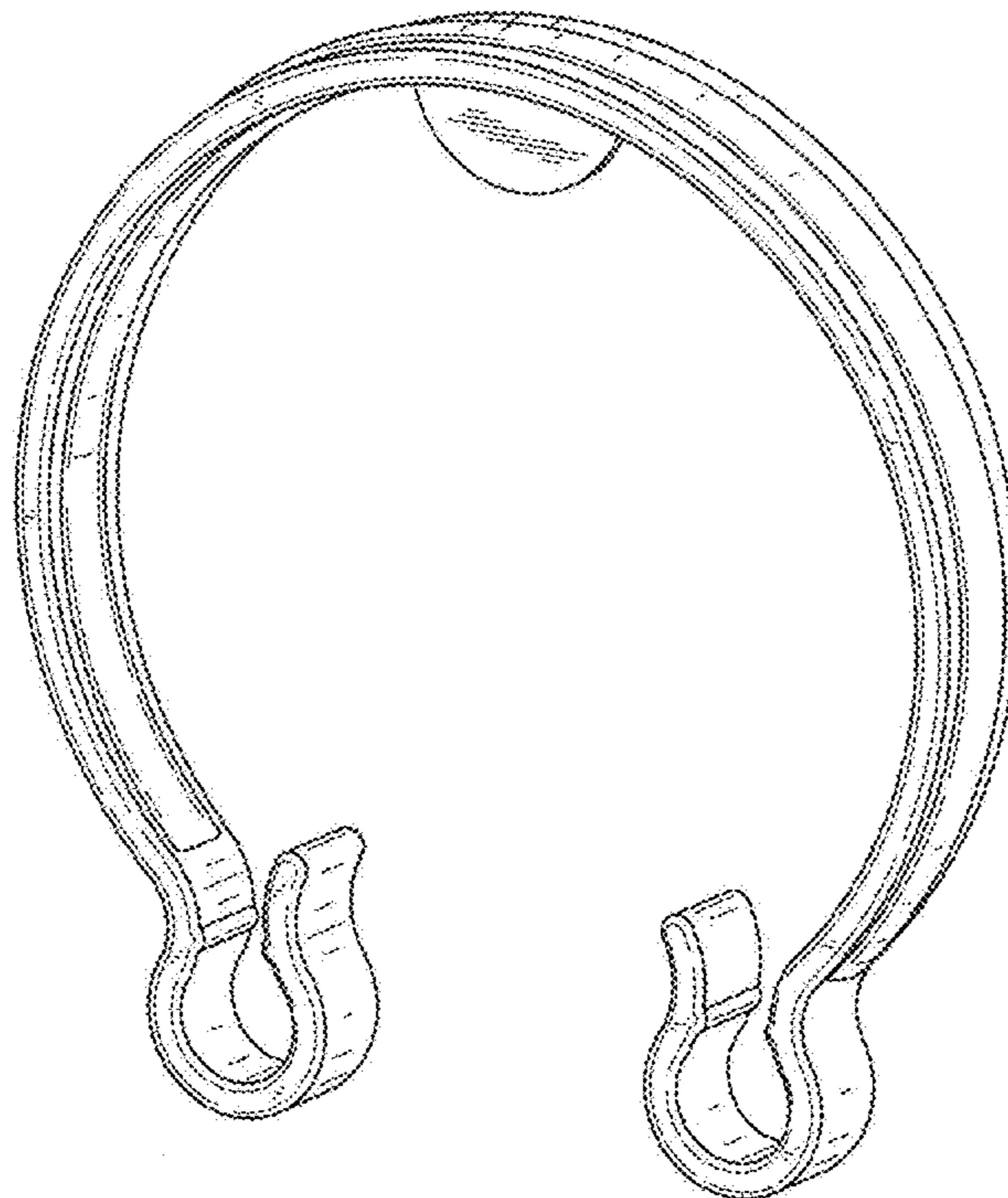
FIG. 2 is a front view thereof, the back view being a mirror image.

FIG. 3 is a side view thereof, the opposite side being a mirror image.

FIG. 4 is a top view thereof; and,

FIG. 5 is a bottom view thereof.

1 Claim, 3 Drawing Sheets



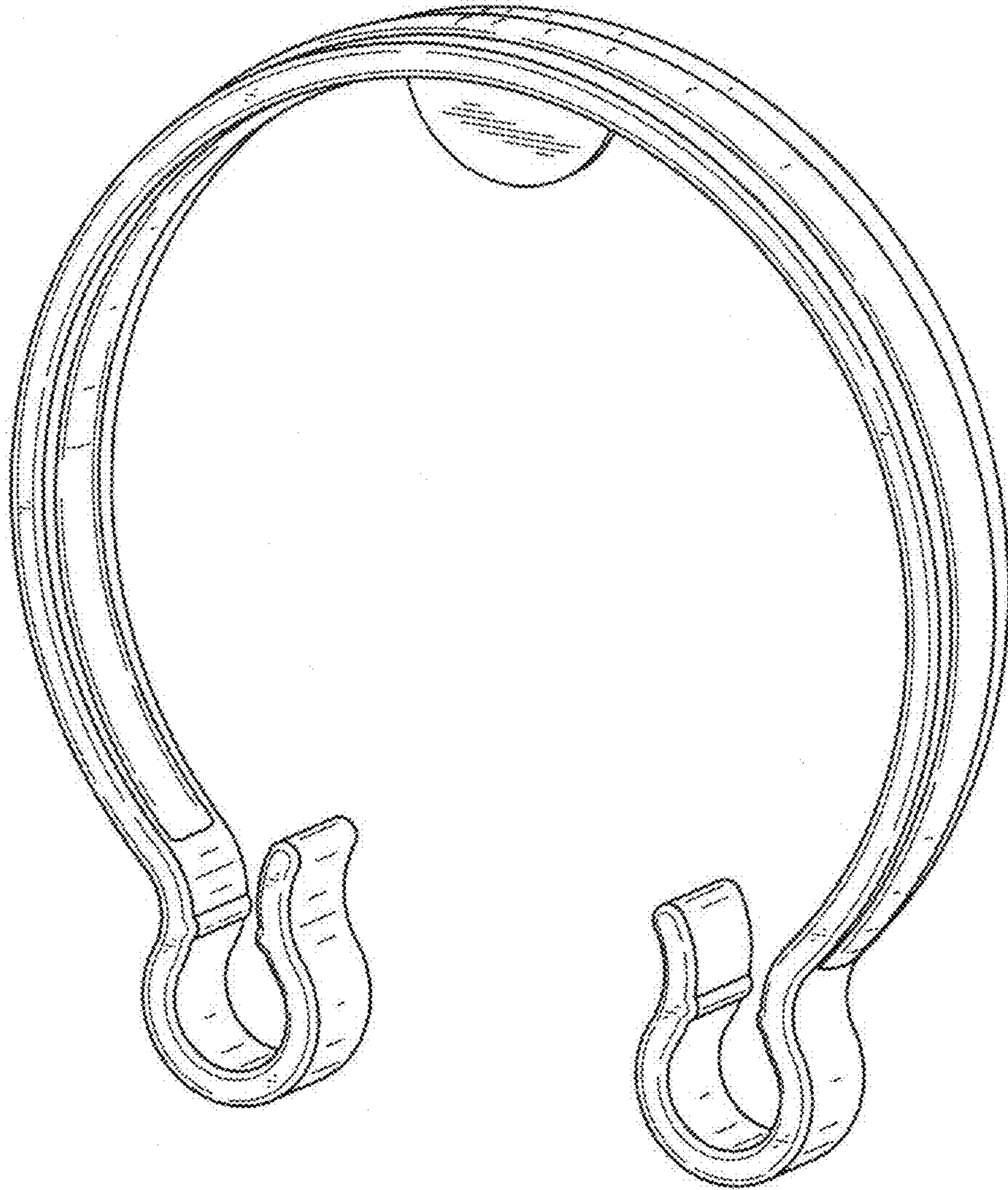


FIG. 1

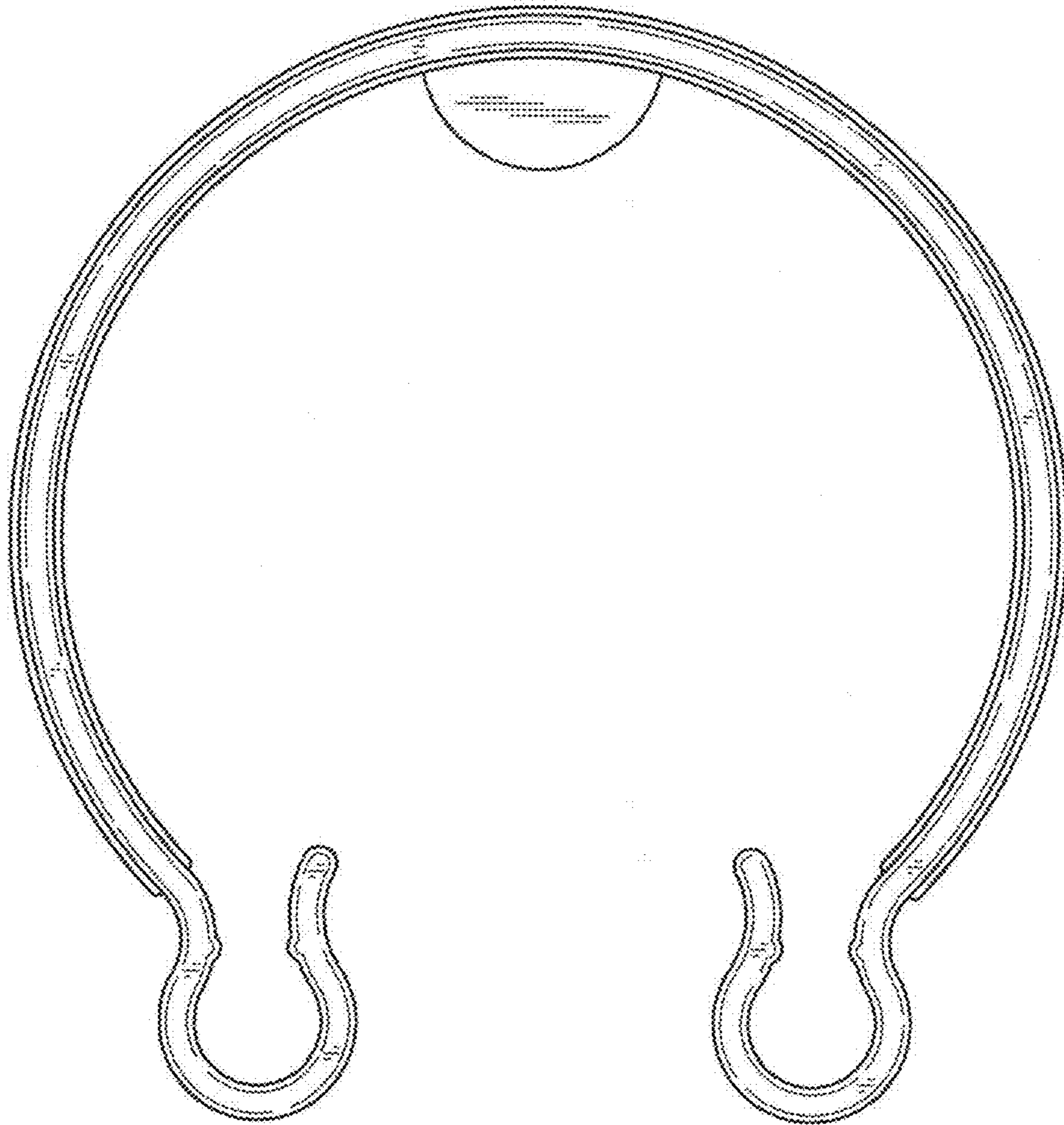


FIG. 2




FIG. 3




FIG. 4




FIG. 5