



US00D863931S

(12) **United States Design Patent** (10) **Patent No.:** **US D863,931 S**
Chalfant et al. (45) **Date of Patent:** **** Oct. 22, 2019**

(54) **FOLDING KNIFE**
(71) Applicant: **Smith's Consumer Products, Inc.**, Hot Springs, AR (US)

D578,857 S * 10/2008 Yang-Fu D8/99
D661,367 S * 6/2012 Seeds D22/118
D741,680 S * 10/2015 Hunter D8/99
D803,655 S * 11/2017 Jacobson D8/99
D847,938 S * 5/2019 Tsai D22/118
2005/0044717 A1* 3/2005 Nishihara B26B 1/04
30/161

(72) Inventors: **Louis Chalfant**, Hot Springs, AR (US);
Ricky L. Dukes, Knoxville, TN (US)

* cited by examiner

(73) Assignee: **Smith's Consumer Products, Inc.**, Hot Springs, AR (US)

Primary Examiner — Phillip S Hyder
(74) *Attorney, Agent, or Firm* — Richard Blakely
Glasgow

(**) Term: **15 Years**

(57) **CLAIM**

(21) Appl. No.: **29/646,601**

The ornamental design for a folding knife, as shown.

(22) Filed: **May 4, 2018**

DESCRIPTION

(51) **LOC (12) Cl.** **08-03**

(52) **U.S. Cl.**
USPC **D8/99**

(58) **Field of Classification Search**
USPC D8/98, 99, 100, 105, 107; D22/118
CPC B26B 5/001; B26B 5/003; B26B 11/00;
B26B 1/08; B26B 1/02; B26B 1/10;
B26B 1/04

FIG. 1 is a top perspective view of an embodiment of the present invention with the folding knife in the closed position.

FIG. 2 is a left side view of an embodiment of the present invention with the folding knife in the closed position.

FIG. 3 is a top view of an embodiment of the present invention with the folding knife in the closed position.

FIG. 4 is a right side view of an embodiment of the present invention with the folding knife in the closed position.

FIG. 5 is a bottom view of an embodiment of the present invention with the folding knife in the closed position.

FIG. 6 is a rear view of an embodiment of the present invention with the folding knife in the closed position.

FIG. 7 is a front view of an embodiment of the present invention with the folding knife in the closed position; and,

FIG. 8 is top perspective view of an embodiment of the present invention with the folding knife in the open position.

The broken lines shown in the drawings indicate structure and features which form no part of the claimed design.

See application file for complete search history.

(56) **References Cited**

U.S. PATENT DOCUMENTS

D333,251 S * 2/1993 Glesser D22/118
D378,982 S * 4/1997 Thompson D22/118
D385,173 S * 10/1997 McWillis D8/99
D415,006 S * 10/1999 Thompson D8/99
D435,776 S * 1/2001 Veltz D8/99
D464,246 S * 10/2002 Sloan D8/99
D473,917 S * 4/2003 Carter, III D22/118
D510,249 S * 10/2005 Ray D8/99
D558,295 S * 12/2007 Linn D22/118

1 Claim, 4 Drawing Sheets

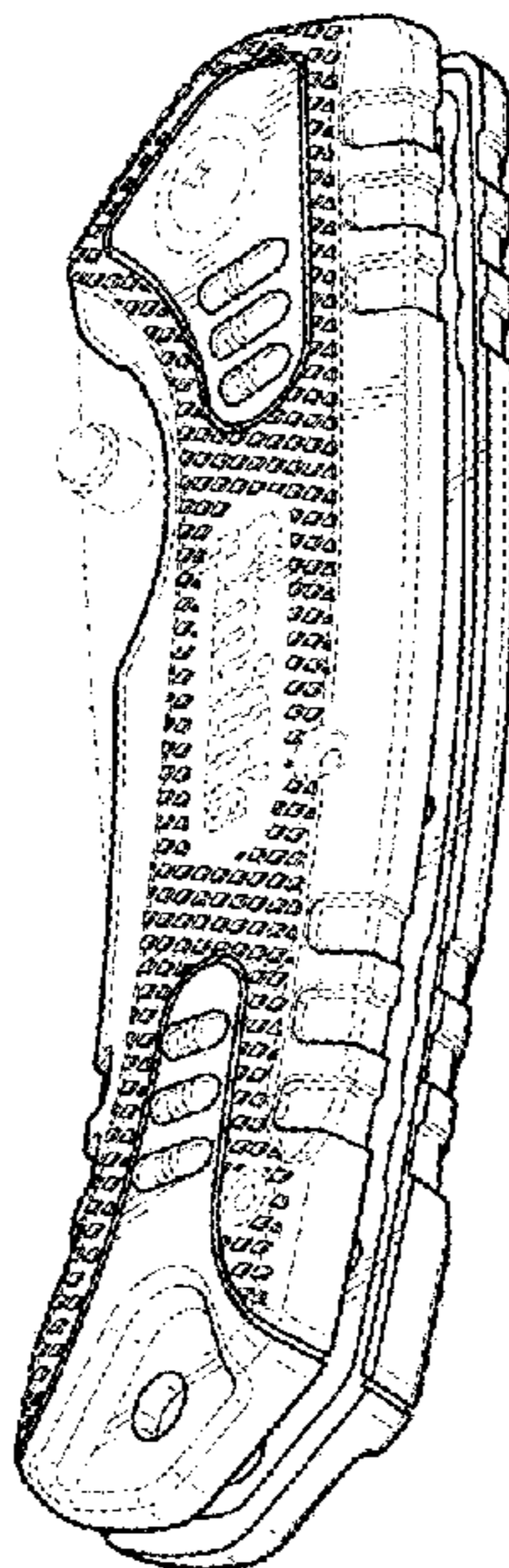


FIG. 1

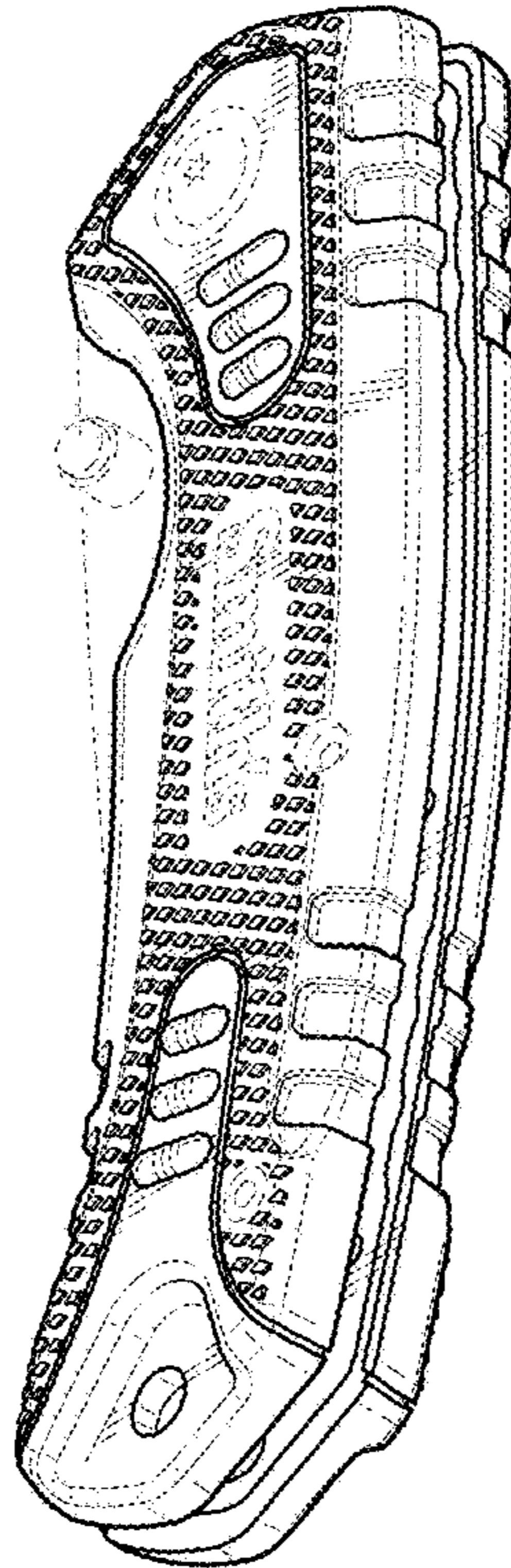


FIG. 2

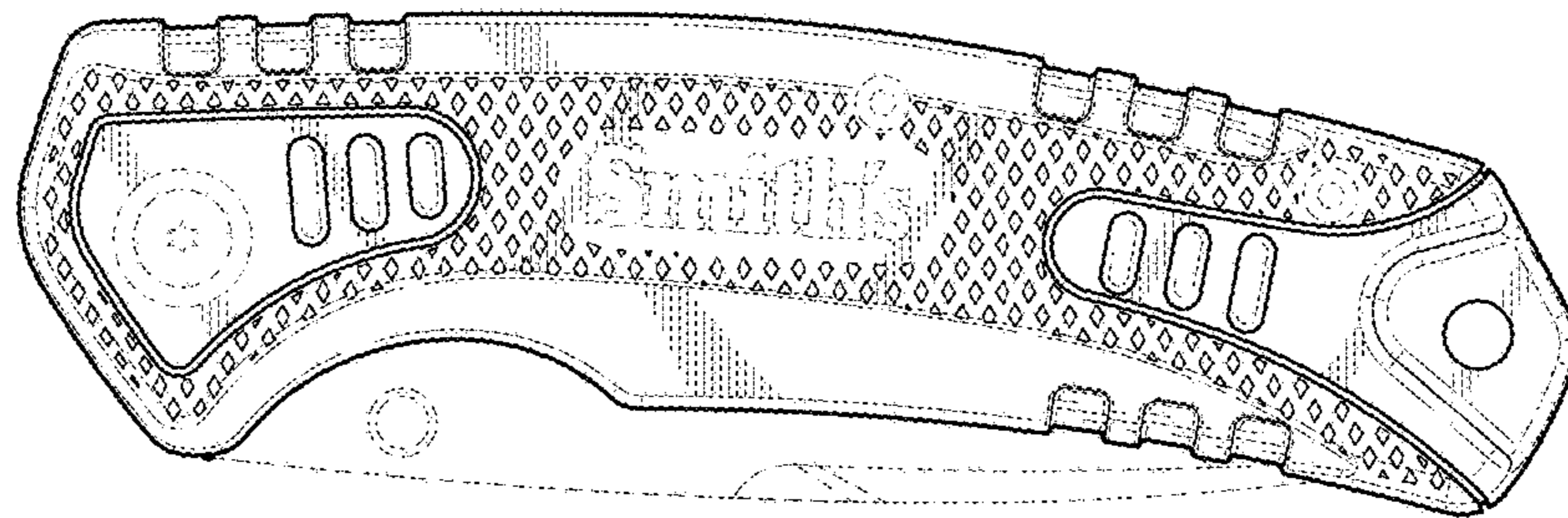


FIG. 3

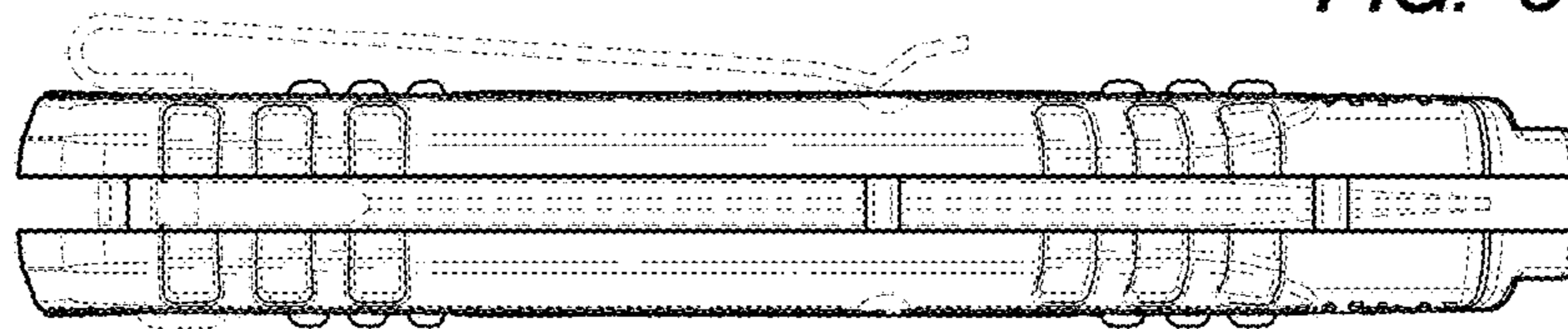


FIG. 4

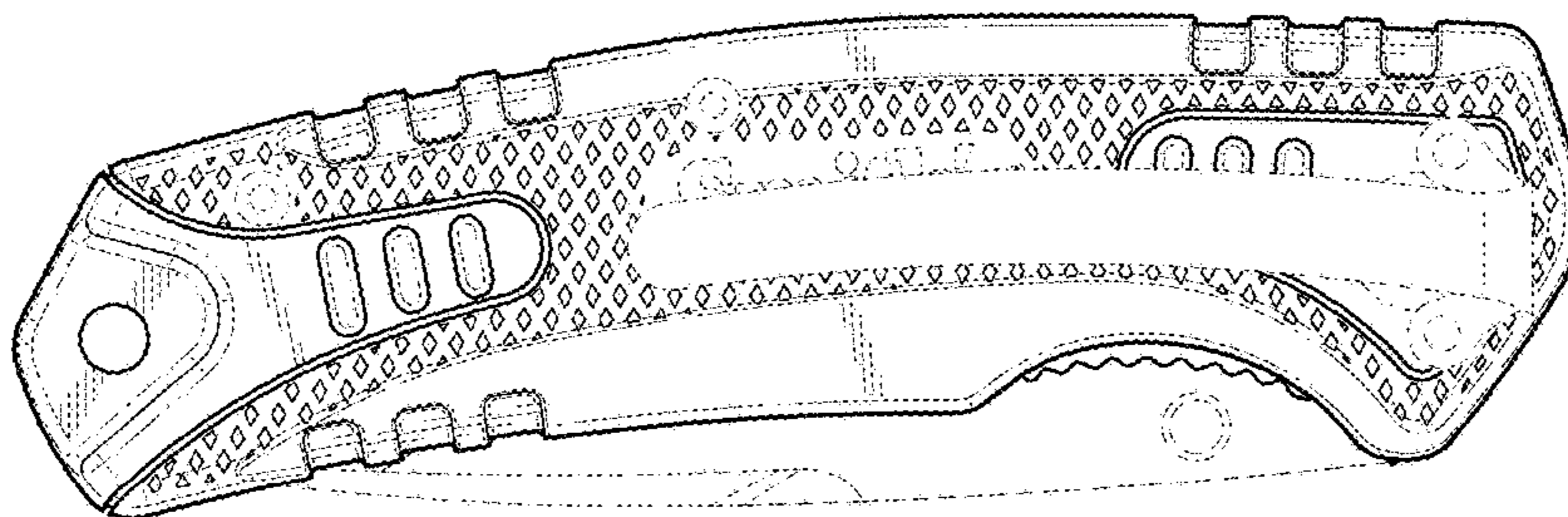


FIG. 5

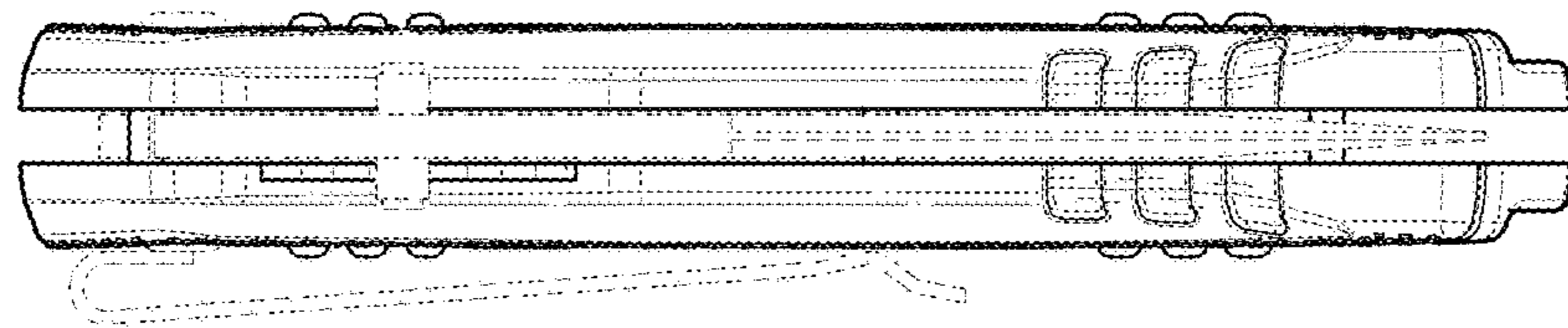


FIG. 6

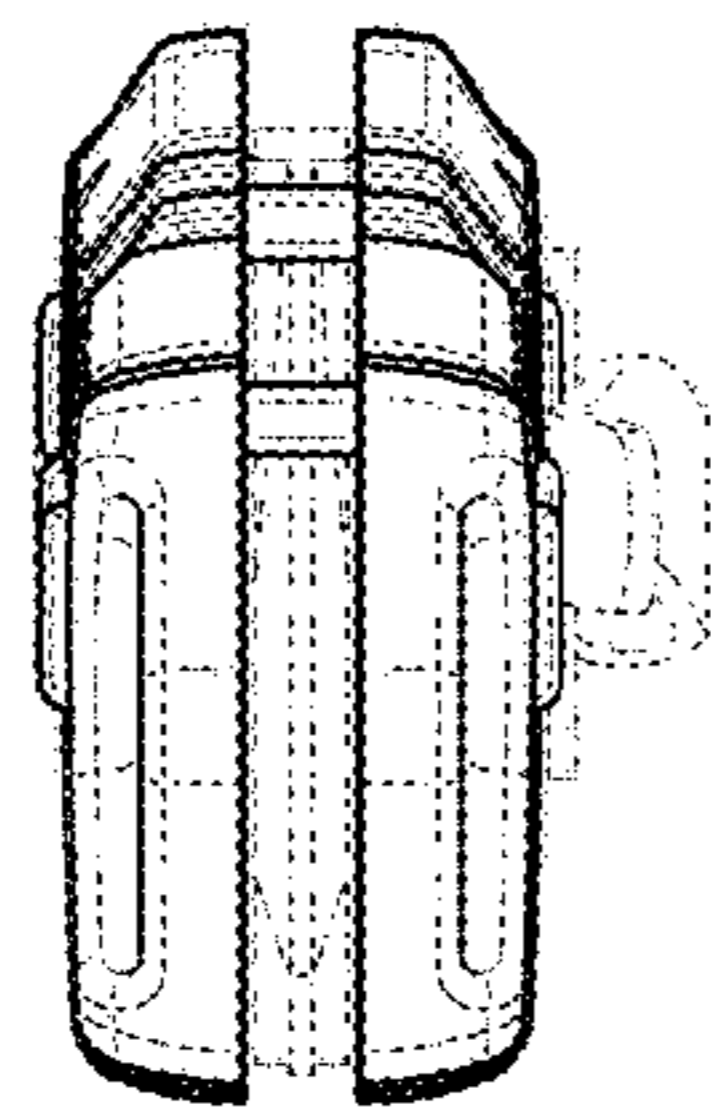


FIG. 7

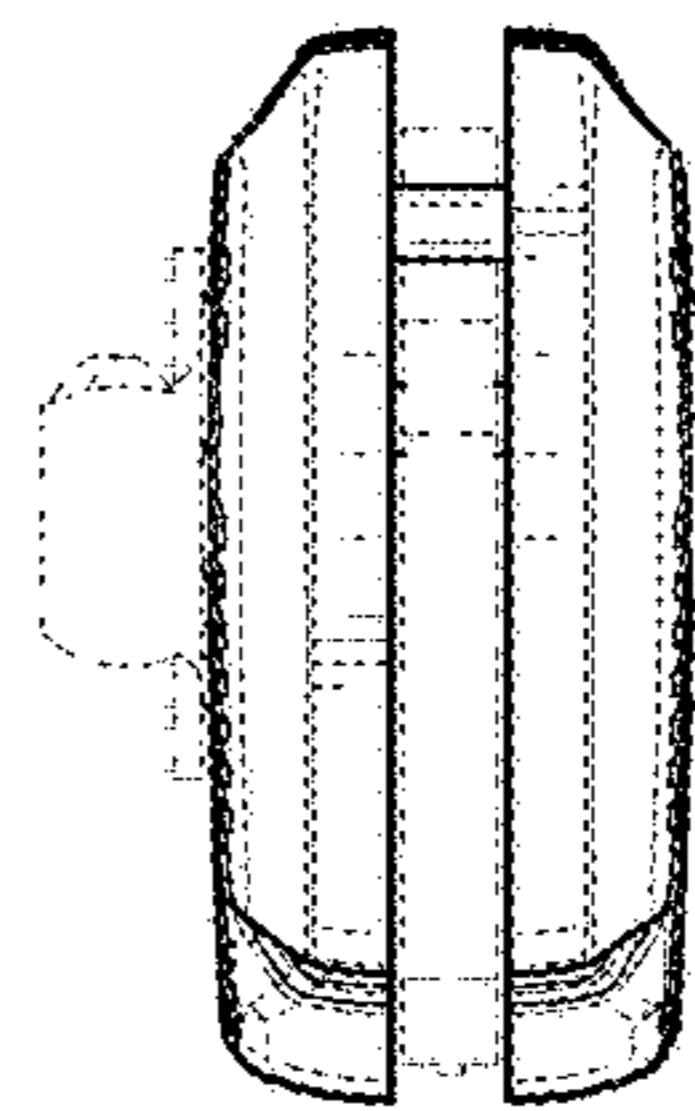


FIG. 8

