



US00D863930S

(12) **United States Design Patent** (10) **Patent No.:** **US D863,930 S**
Chalfant et al. (45) **Date of Patent:** **** Oct. 22, 2019**

(54) **FOLDING KNIFE** D803,655 S * 11/2017 Jacobson D8/99
D847,938 S * 5/2019 Tsai D22/118
(71) Applicant: **Smith's Consumer Products, Inc.**, Hot Springs, AR (US) 2005/0044717 A1* 3/2005 Nishihara B26B 1/04 30/161

(72) Inventors: **Louis Chalfant**, Hot Springs, AR (US); **Ricky L. Dukes**, Knoxville, TN (US) * cited by examiner
Primary Examiner — Phillip S Hyder
(74) *Attorney, Agent, or Firm* — Richard Blakely Glasgow

(**) Term: **15 Years** (57) **CLAIM**

(21) Appl. No.: **29/646,597** The ornamental design for a folding knife, as shown.

(22) Filed: **May 4, 2018** **DESCRIPTION**

(51) **LOC (12) Cl.** **08-03**

(52) **U.S. Cl.**
USPC **D8/99**

(58) **Field of Classification Search**
USPC D8/98, 99, 100, 105, 107; D22/118
CPC B26B 5/001; B26B 5/003; B26B 11/00;
B26B 1/08; B26B 1/02; B26B 1/10;
B26B 1/04
See application file for complete search history.

(56) **References Cited**

U.S. PATENT DOCUMENTS

D333,251 S	*	2/1993	Glesser	D22/118
D378,982 S	*	4/1997	Thompson	D22/118
D385,173 S	*	10/1997	McWillis	D8/99
D415,006 S	*	10/1999	Thompson	D8/99
D435,776 S	*	1/2001	Veltz	D8/99
D464,246 S	*	10/2002	Sloan	D8/99
D473,917 S	*	4/2003	Carter, III	D22/118
D510,249 S	*	10/2005	Ray	D8/99
D558,295 S	*	12/2007	Linn	D22/118
D578,857 S	*	10/2008	Yang-Fu	D8/99
D661,367 S	*	6/2012	Seeds	D22/118
D741,680 S	*	10/2015	Hunter	D8/99

FIG. 1 is a top perspective view of an embodiment of the present invention with the folding knife in the closed position.
FIG. 2 is a left side view of an embodiment of the present invention with the folding knife in the closed position.
FIG. 3 is a top view of an embodiment of the present invention with the folding knife in the closed position.
FIG. 4 is a right side view of an embodiment of the present invention with the folding knife in the closed position.
FIG. 5 is a bottom view of an embodiment of the present invention with the folding knife in the closed position.
FIG. 6 is a rear view of an embodiment of the present invention with the folding knife in the closed position.
FIG. 7 is a front view of an embodiment of the present invention with the folding knife in the closed position; and, FIG. 8 is top perspective view of an embodiment of the present invention with the folding knife in the open position. The broken lines shown in the drawings indicate structure and features which form no part of the claimed design. The invention pertains to an ornamental design for an article of manufacture, which can be scaled to different sizes.

1 Claim, 4 Drawing Sheets

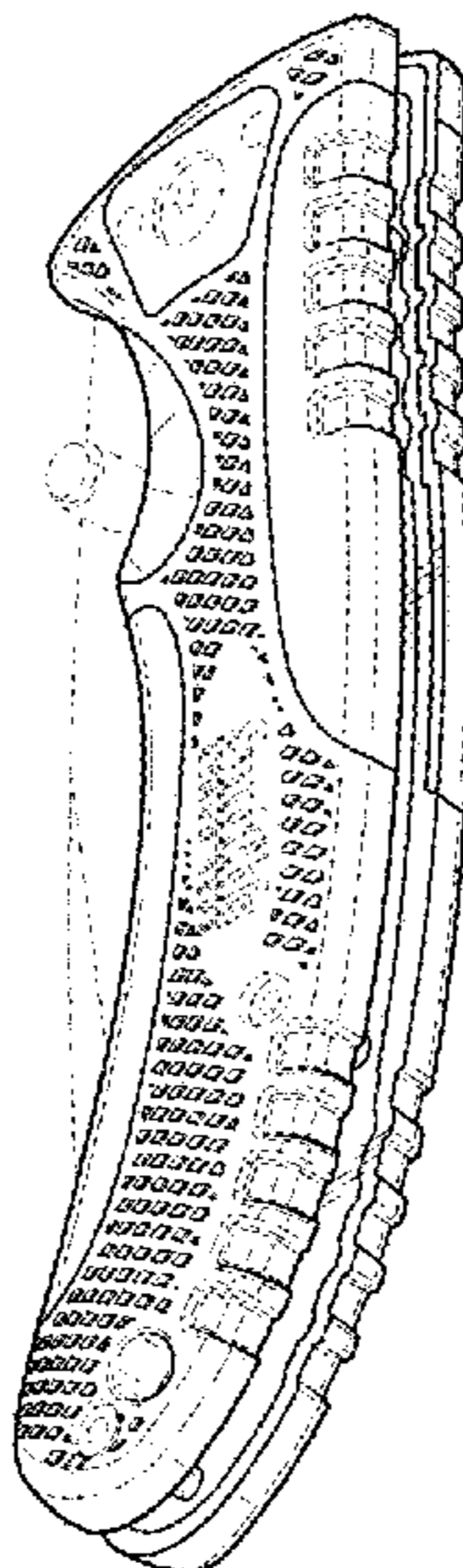


FIG. 1

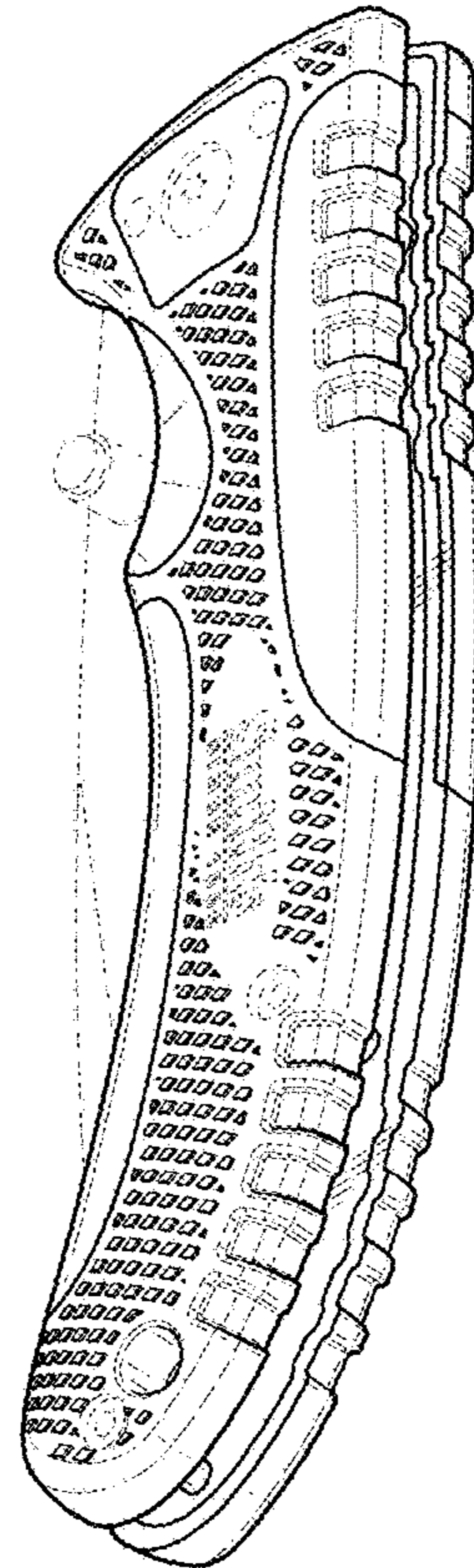


FIG. 2

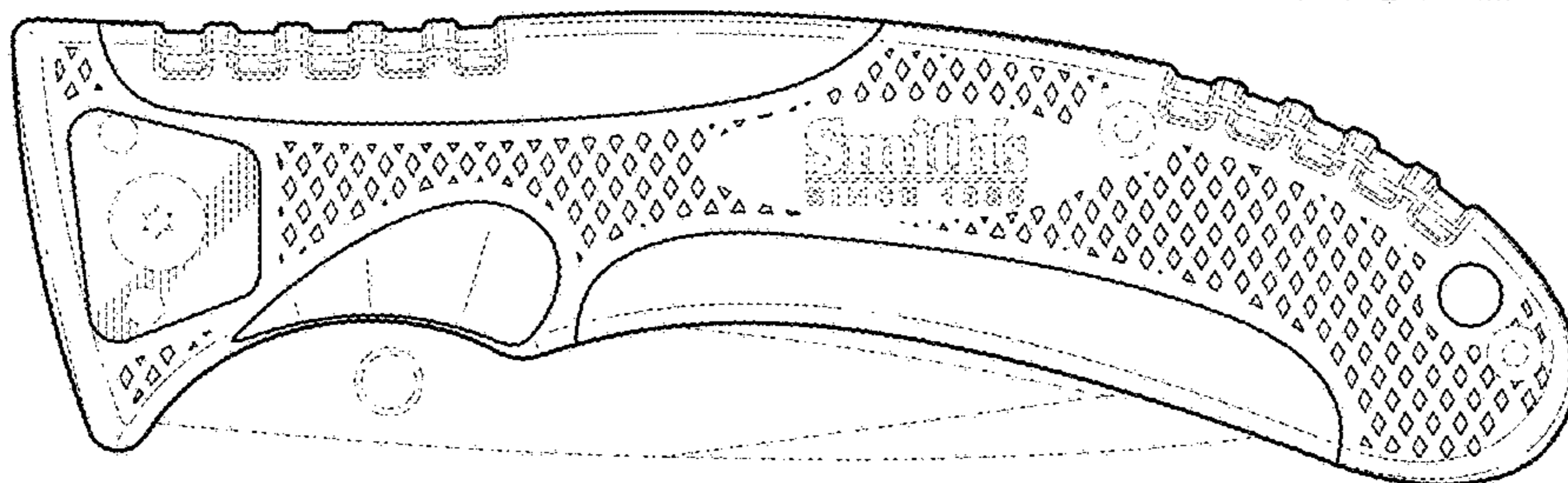


FIG. 3

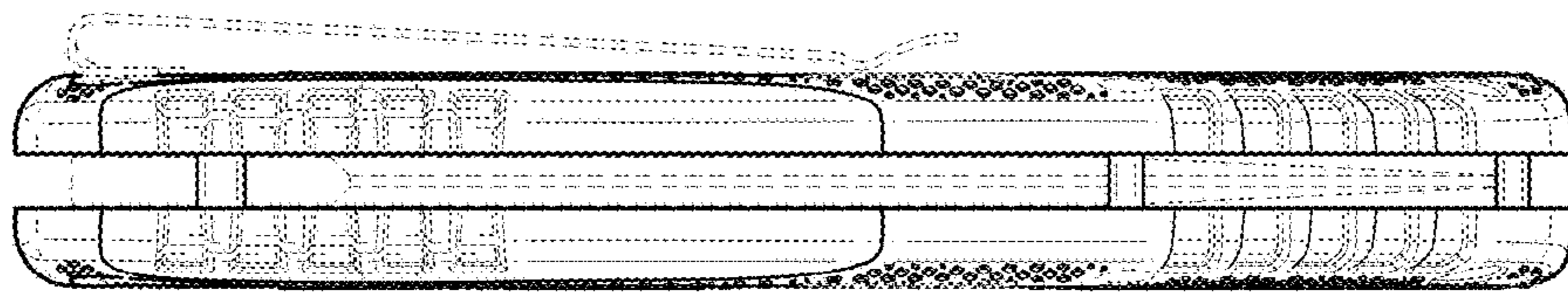


FIG. 4

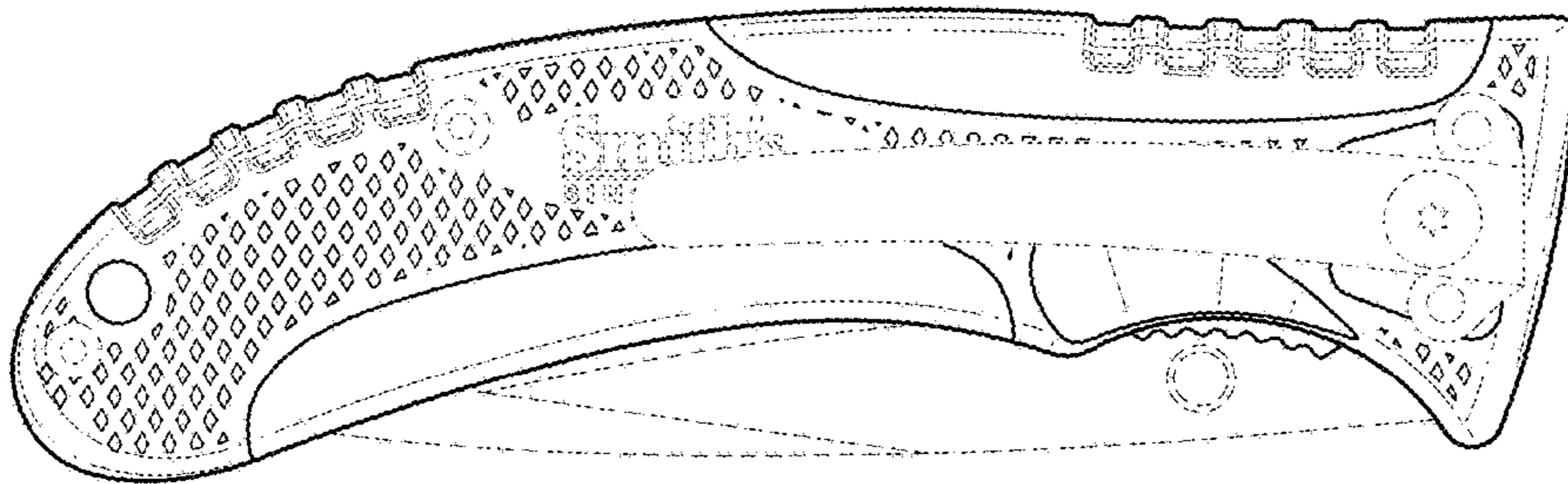


FIG. 5

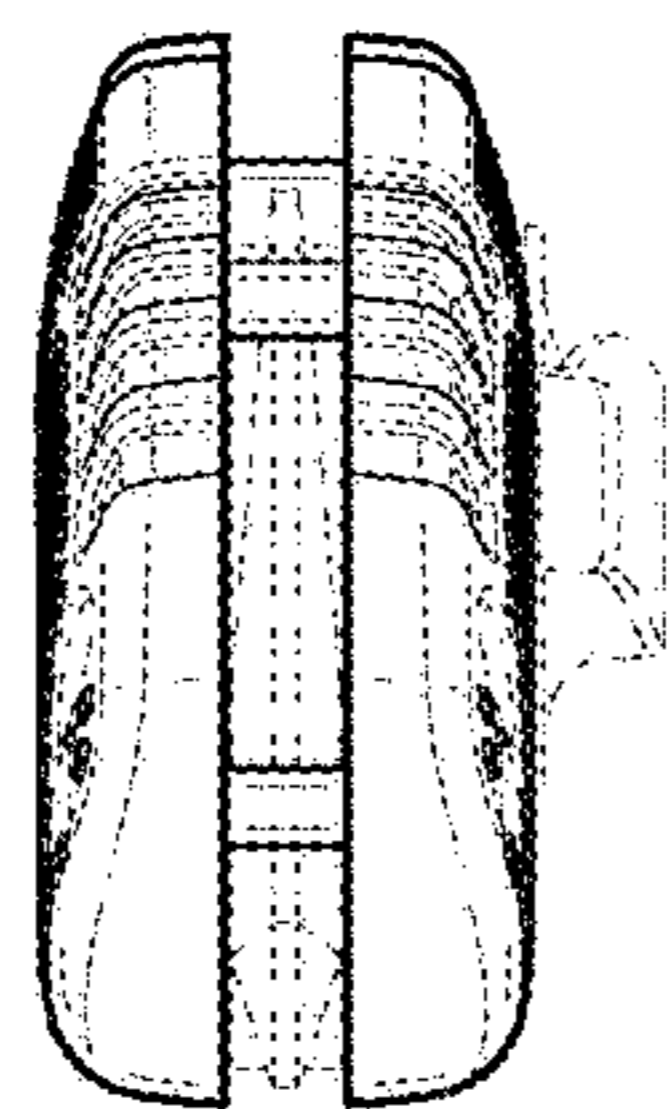
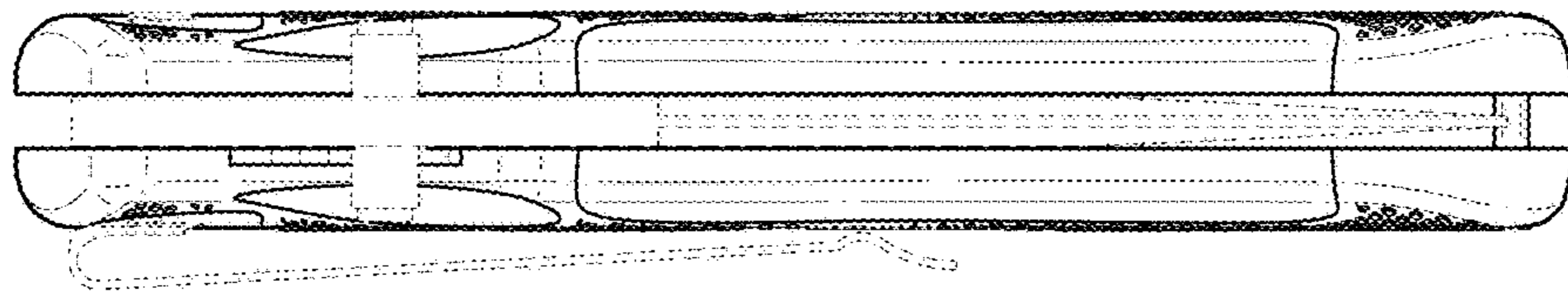


FIG. 6

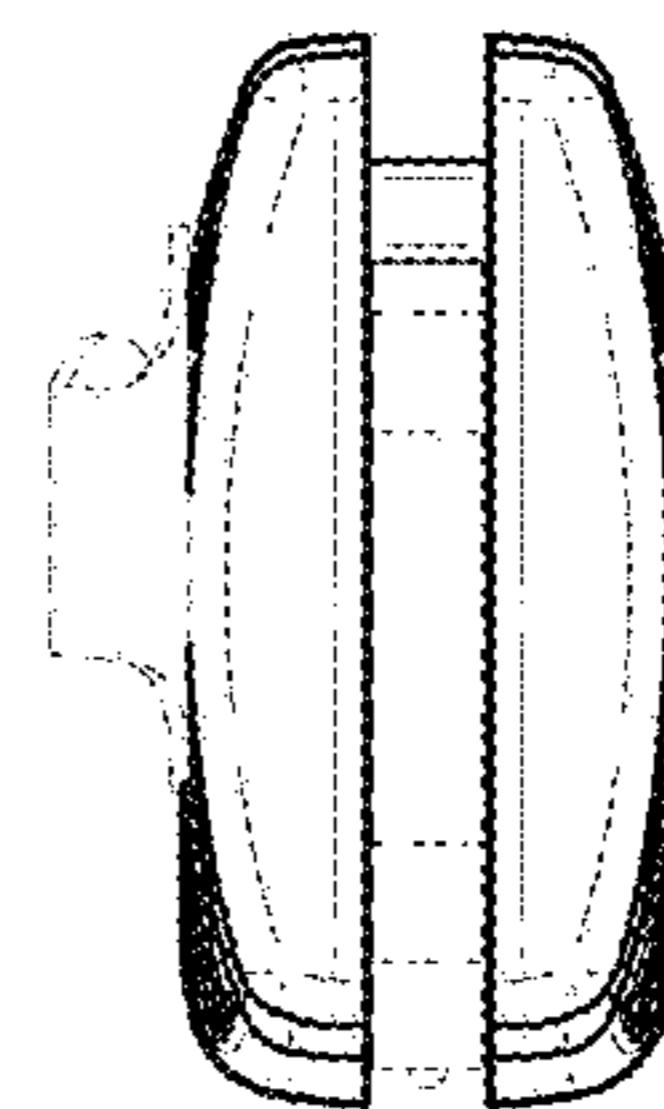


FIG. 7

FIG. 8

