



US00D863922S

(12) **United States Design Patent**
Chalfant et al.

(10) **Patent No.:** **US D863,922 S**

(45) **Date of Patent:** **** Oct. 22, 2019**

(54) **SHARPENER WITH DEPLOYABLE
ABRASIVE ROD**

(71) Applicant: **Smith's Consumer Products, Inc.**, Hot Springs, AR (US)

(72) Inventors: **Louis Chalfant**, Hot Springs, AR (US);
Ricky L. Dukes, Knoxville, TN (US)

(73) Assignee: **Smith's Consumer Products, Inc.**, Hot Springs, AR (US)

(**) Term: **15 Years**

(21) Appl. No.: **29/643,462**

(22) Filed: **Apr. 9, 2018**

(51) **LOC (12) Cl.** **08-05**

(52) **U.S. Cl.**
USPC **D8/93**

(58) **Field of Classification Search**
USPC D8/63, 90, 91, 92, 93
CPC B24B 3/54; B24B 3/36; B24B 3/58; B24B 3/00; B24B 23/08; B24B 15/00; B24B 15/06; B24B 15/063; B24B 15/08
See application file for complete search history.

(56) **References Cited**

U.S. PATENT DOCUMENTS

6,039,642	A *	3/2000	Collins	B24D 15/06 451/45
D578,581	S	10/2008	Smith		
8,221,199	B2	7/2012	Smith		
8,512,105	B2	8/2013	Smith		
D723,898	S	3/2015	Smith		
D730,133	S *	5/2015	Sun	D8/35
D731,278	S *	6/2015	Cavanaugh	D8/105
D744,804	S *	12/2015	Johnson	D8/93
D811,846	S *	3/2018	Johnson	D8/93

D816,455	S *	5/2018	Fire	D8/91
2014/0127984	A1 *	5/2014	Smith	B25F 1/00 451/461
2015/0283678	A1 *	10/2015	Hangen	B24D 15/08 451/552

* cited by examiner

Primary Examiner — Philip S Hyder

(74) *Attorney, Agent, or Firm* — Richard Blakely
Glasgow

(57) **CLAIM**

The ornamental design of a sharpener with deployable abrasive rod, as shown.

DESCRIPTION

FIG. 1 is a top perspective view of an embodiment of the present invention.

FIG. 2 is a left side view of an embodiment of the present invention.

FIG. 3 is a top view of an embodiment of the present invention.

FIG. 4 is a right side view of an embodiment of the present invention.

FIG. 5 is a bottom view of an embodiment of the present invention with the abrasive rod in the closed position.

FIG. 6 is a rear view of an embodiment of the present invention.

FIG. 7 is a front view of an embodiment of the present invention; and,

FIG. 8 is a bottom perspective view of an embodiment of the present invention with the abrasive rod in the deployed position.

The broken lines shown in the drawings indicate structure and features which form no part of the claimed design.

The invention pertains to an ornamental design for an article of manufacture, which can be scaled to different sizes.

1 Claim, 4 Drawing Sheets

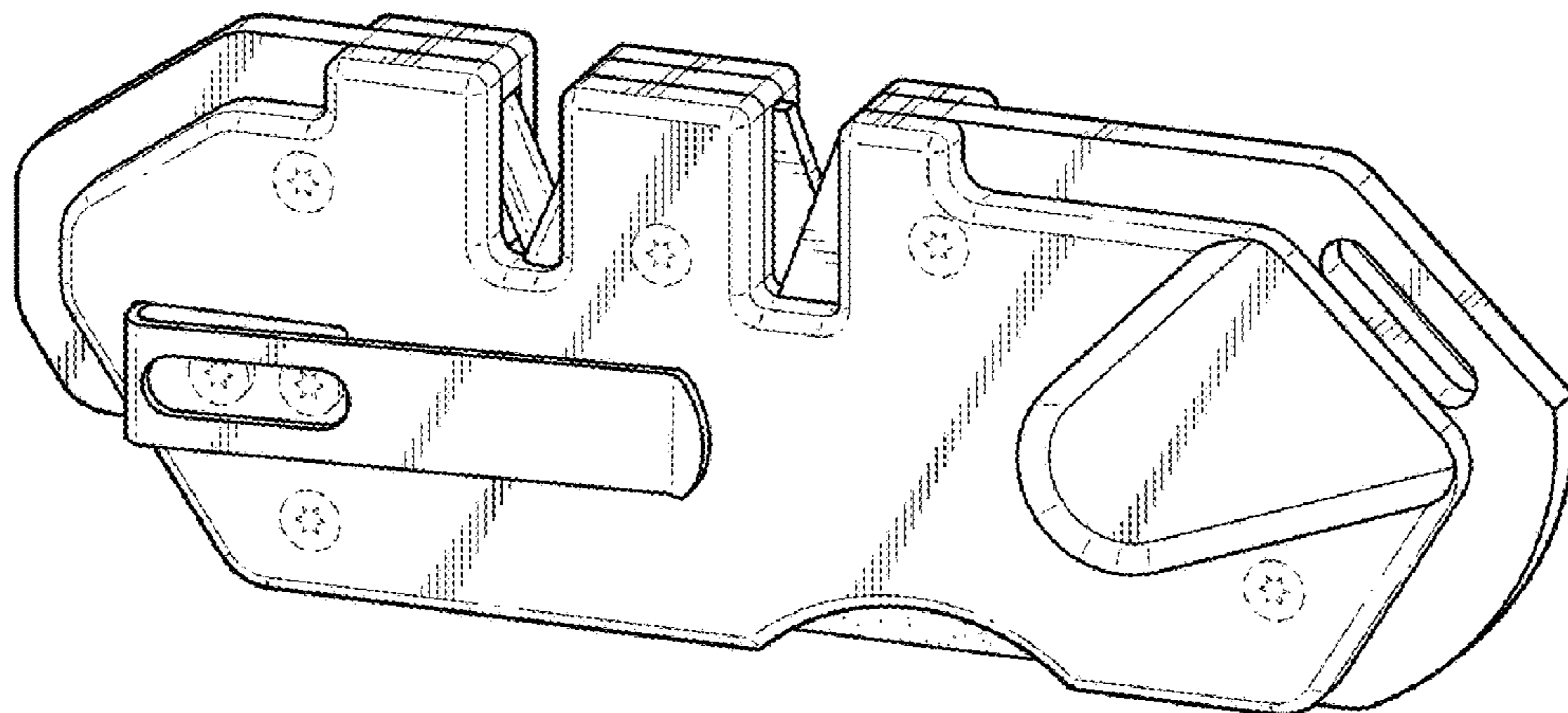


FIG. 1

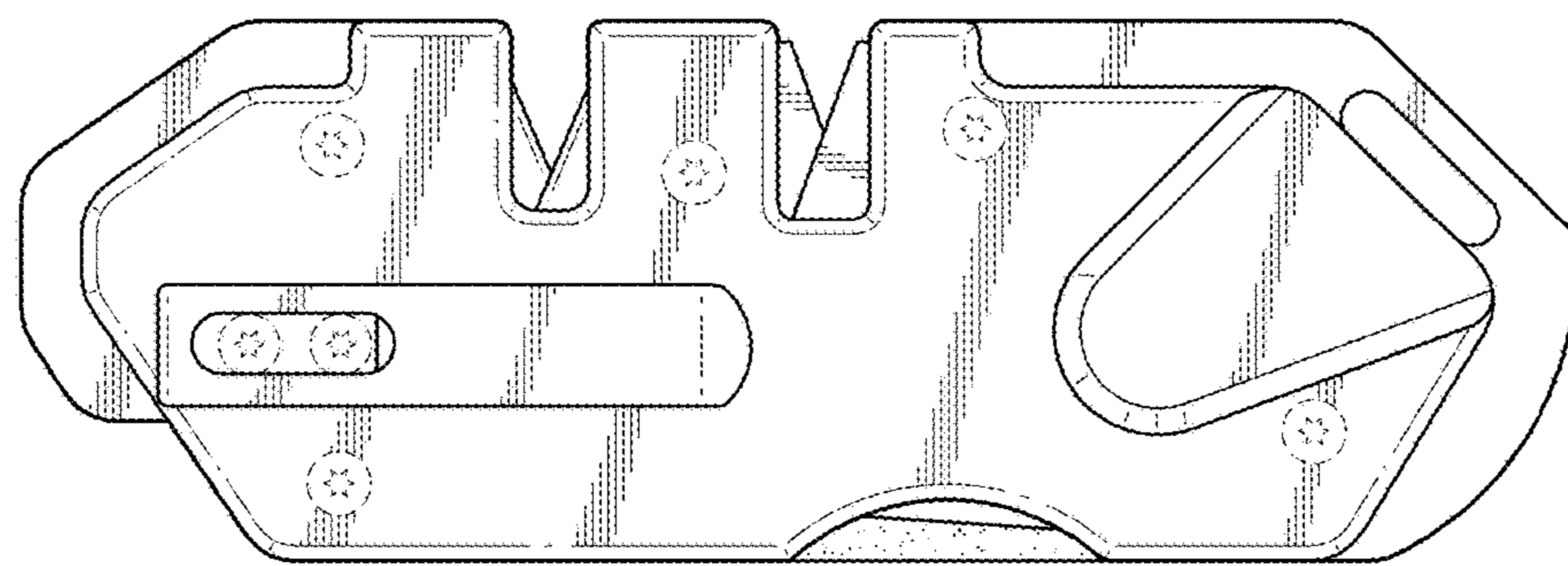
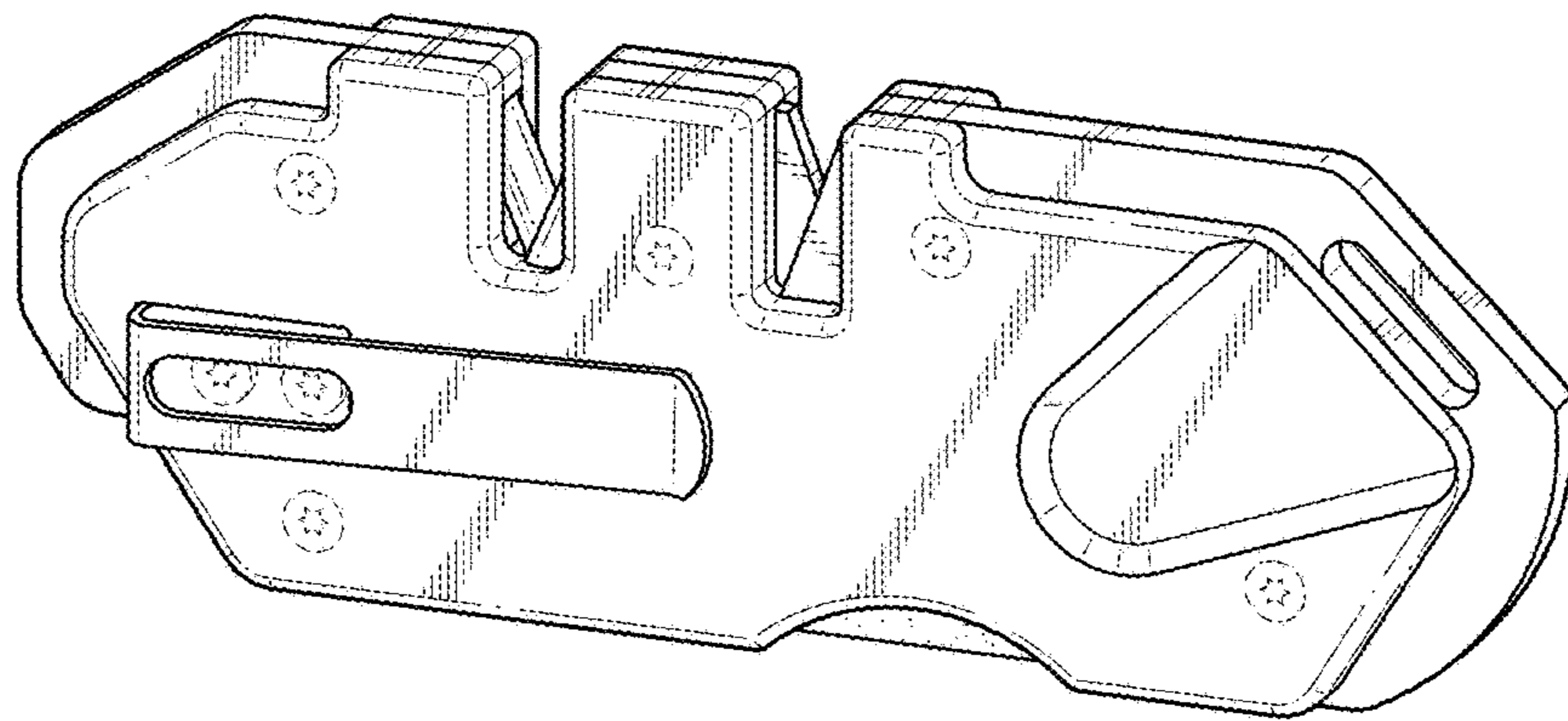


FIG. 2

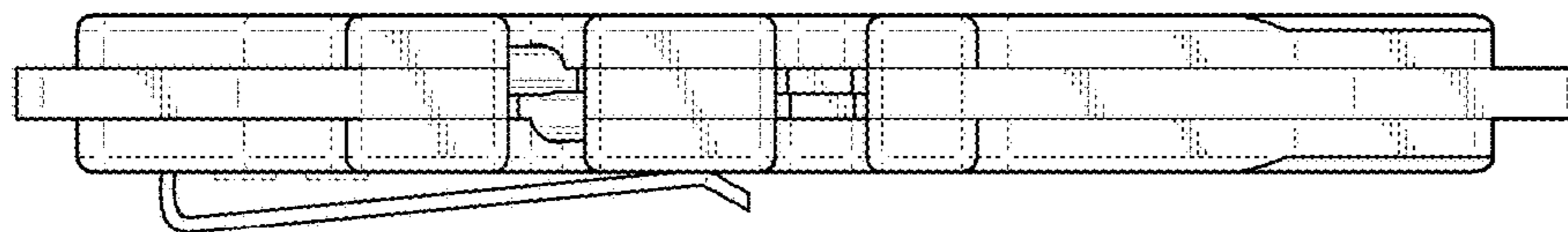


FIG. 3

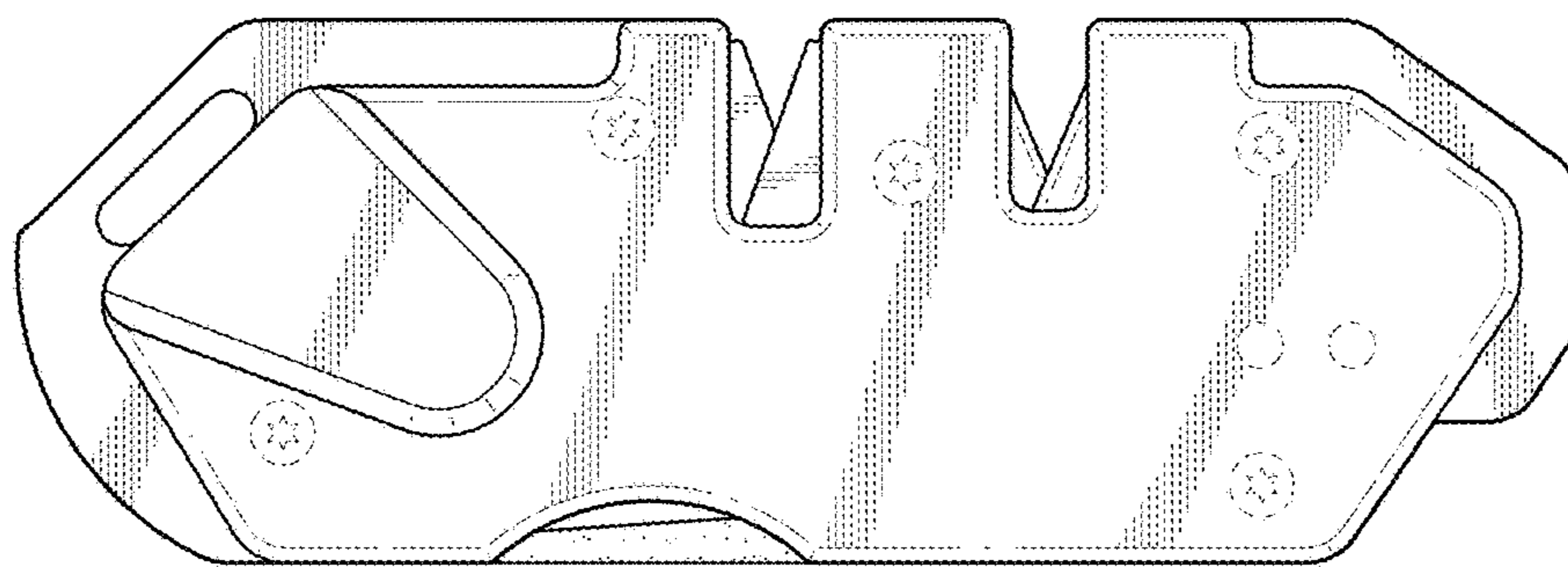


FIG. 4

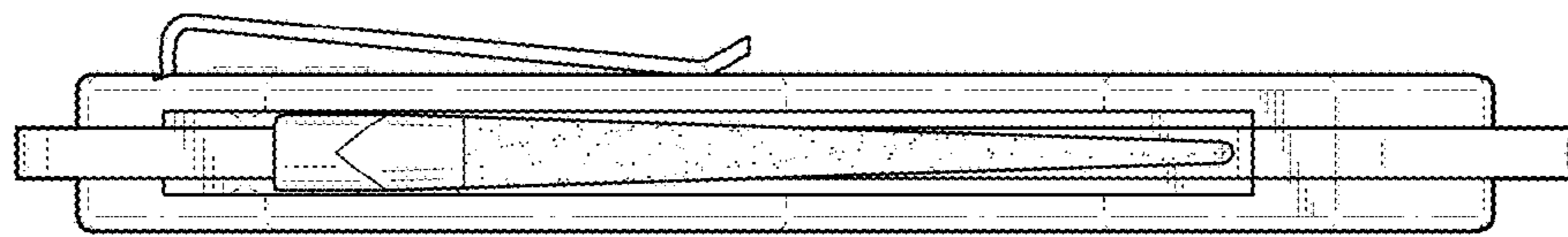


FIG. 5

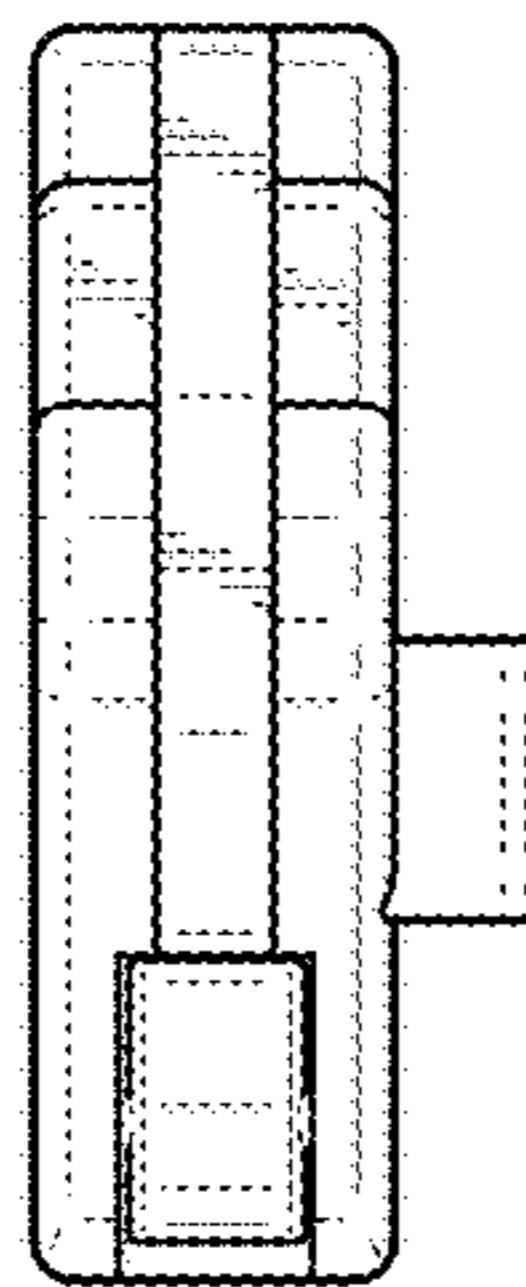


FIG. 6

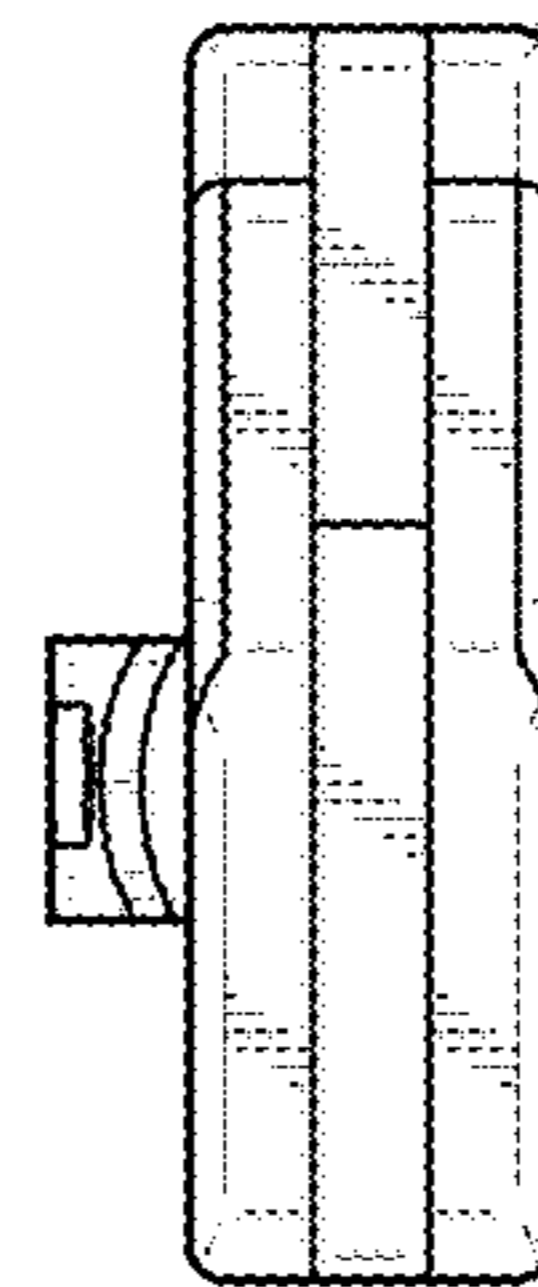


FIG. 7

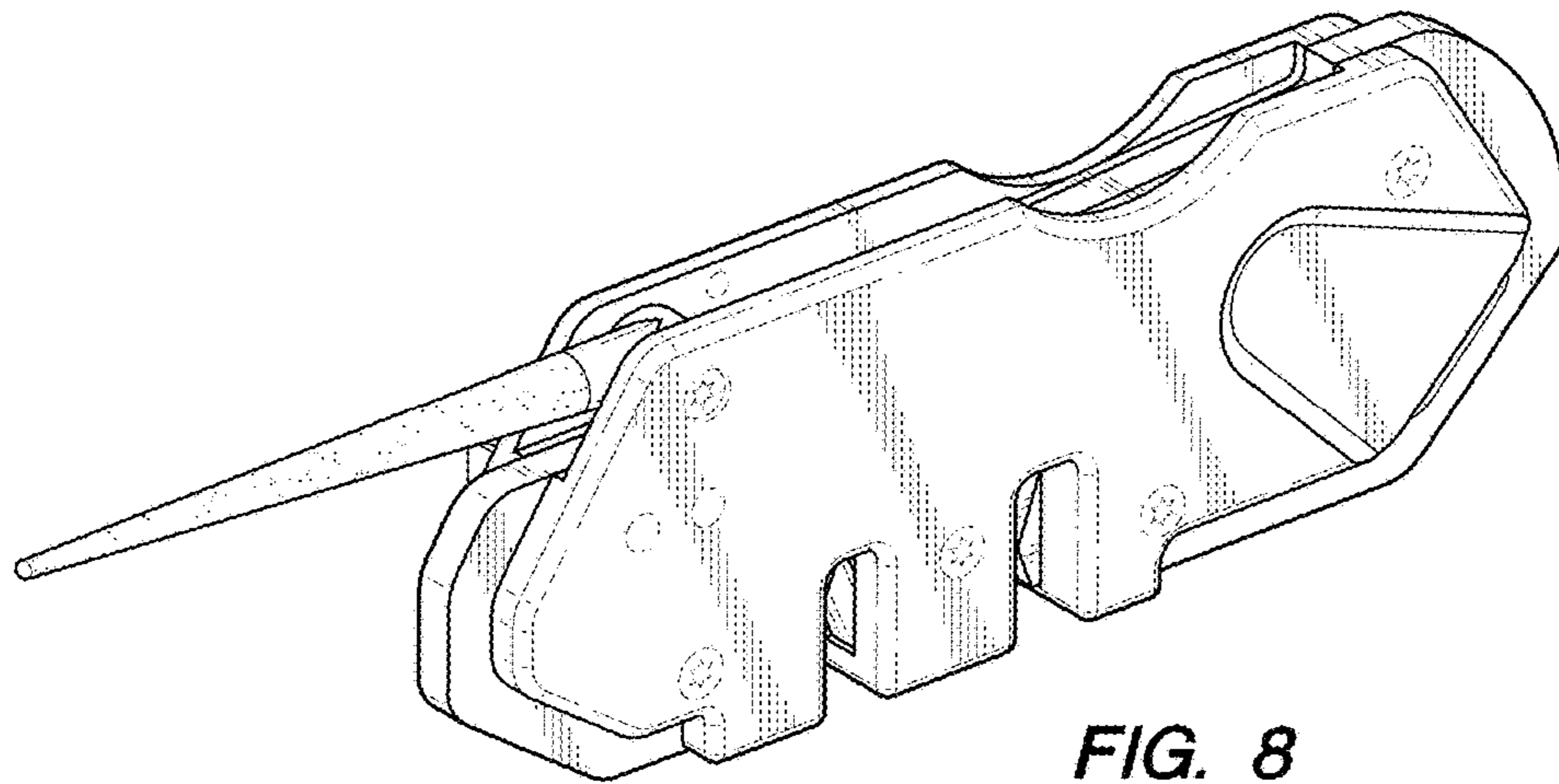


FIG. 8