



US00D863920S

(12) **United States Design Patent** (10) **Patent No.:** **US D863,920 S**  
**Liu** (45) **Date of Patent:** **\*\* Oct. 22, 2019**

(54) **MULTIFUNCTIONAL AXE**  
(71) Applicant: **Ou Liu**, Shenzhen (CN)  
(72) Inventor: **Ou Liu**, Shenzhen (CN)  
(\*\*) Term: **15 Years**

D601,400 S \* 10/2009 Delia ..... D8/105  
D622,122 S \* 8/2010 Branby ..... D8/76  
D748,964 S \* 2/2016 Bloch ..... D8/76  
D808,758 S \* 1/2018 Nelson ..... D8/76  
D823,660 S \* 7/2018 Pirrone ..... D8/81  
2004/0261188 A1\* 12/2004 Mathis ..... B25F 1/006  
7/145

(21) Appl. No.: **29/645,520**  
(22) Filed: **Apr. 27, 2018**  
(51) **LOC (12) Cl.** ..... **08-04**  
(52) **U.S. Cl.**  
USPC ..... **D8/76; D8/81**  
(58) **Field of Classification Search**  
USPC ..... D8/75, 76, 77, 78, 79, 80, 81, 105;  
D22/118  
CPC ..... A01B 1/10; A01B 1/227; A01G 23/099;  
B25D 1/00; B25D 1/045; B25D 1/06;  
B25G 1/01; B25G 1/10; B25G 1/08;  
B25G 3/28; B25G 3/34  
See application file for complete search history.

**OTHER PUBLICATIONS**

Liantral Survival Axe, Found on Amazon.com. no reviews prior to 2019.\*  
Junio Camping Multi Tool Axe, Found on Amazon.com, no reviews prior to Apr. 2018.\*

\* cited by examiner

*Primary Examiner* — Philip S Hyder

(57) **CLAIM**

The ornamental design for a multifunctional axe, as shown and described.

(56) **References Cited**

**DESCRIPTION**

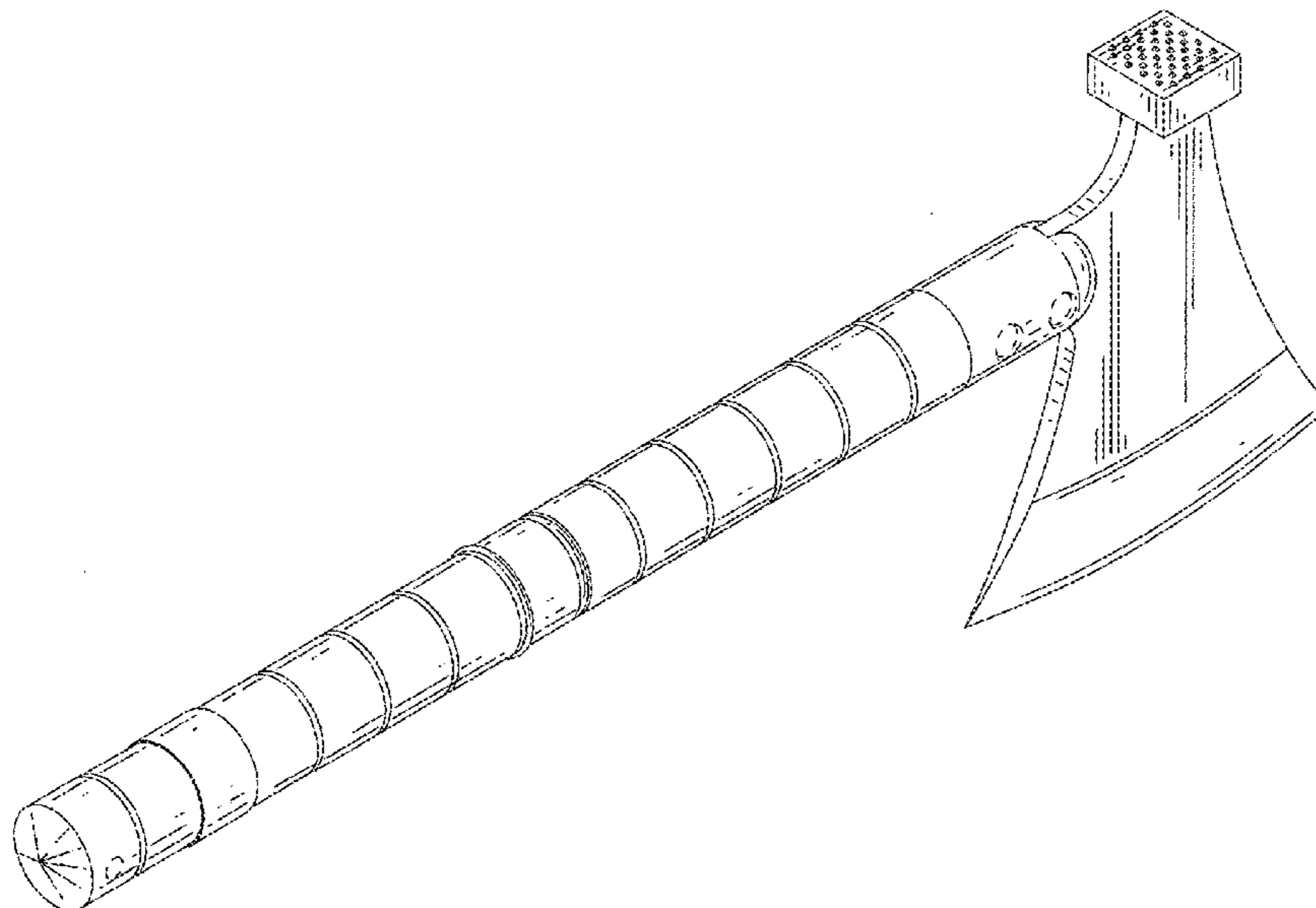
**U.S. PATENT DOCUMENTS**

D120,609 S \* 5/1940 Arnsbarger ..... D8/76  
3,599,255 A \* 8/1971 Carroll, Sr. .... B25F 1/00  
7/138  
4,287,623 A \* 9/1981 Tarran ..... B23D 29/02  
7/158  
D263,112 S \* 2/1982 Ressel ..... D22/117  
5,709,031 A \* 1/1998 Van Beek ..... B26B 23/00  
30/308.1  
6,397,420 B1 \* 6/2002 Roxton ..... A62B 3/005  
7/145  
D521,344 S \* 5/2006 Hung ..... D8/76  
7,051,390 B2 \* 5/2006 van Beek ..... B25F 1/00  
7/145

FIG. 1 is a front elevational view of a multifunctional axe showing my new design;  
FIG. 2 is a rear elevational view thereof;  
FIG. 3 is a left side view in enlarged scale thereof;  
FIG. 4 is a right side view in enlarged scale thereof;  
FIG. 5 is a top plan view thereof;  
FIG. 6 is a bottom plan view thereof;  
FIG. 7 is a perspective view thereof; and,  
FIG. 8 is an exploded view thereof.

The broken lines depict portions of the multifunctional axe that form no part of the claimed design.

**1 Claim, 8 Drawing Sheets**



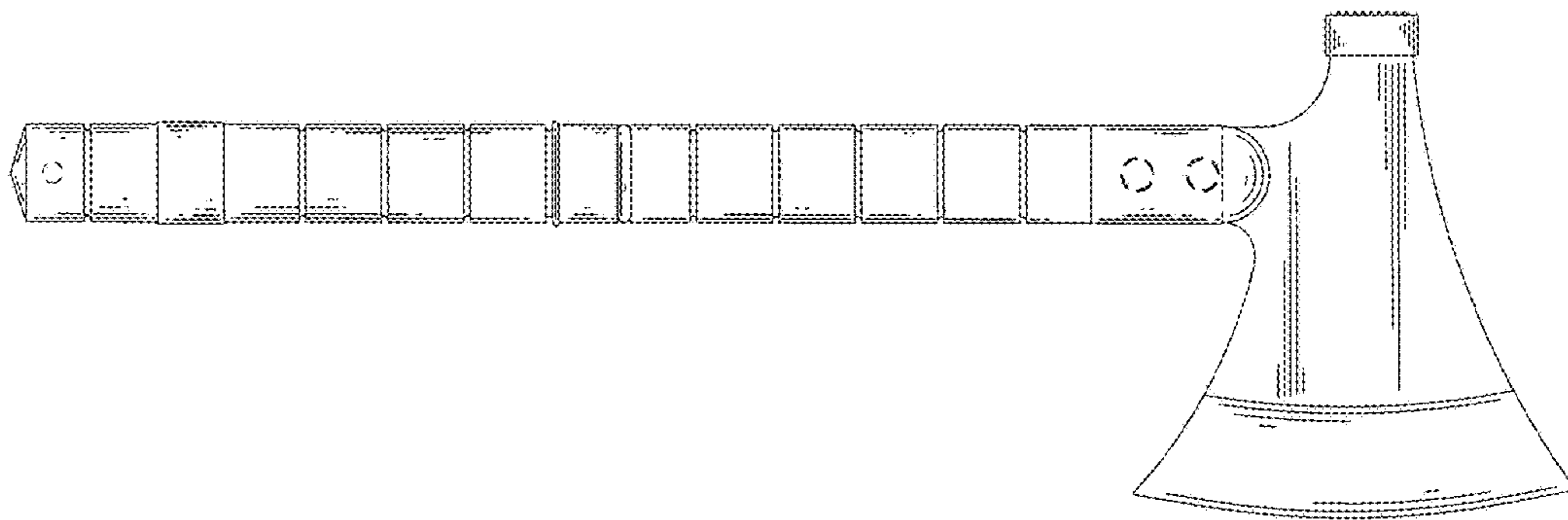


FIG. 1

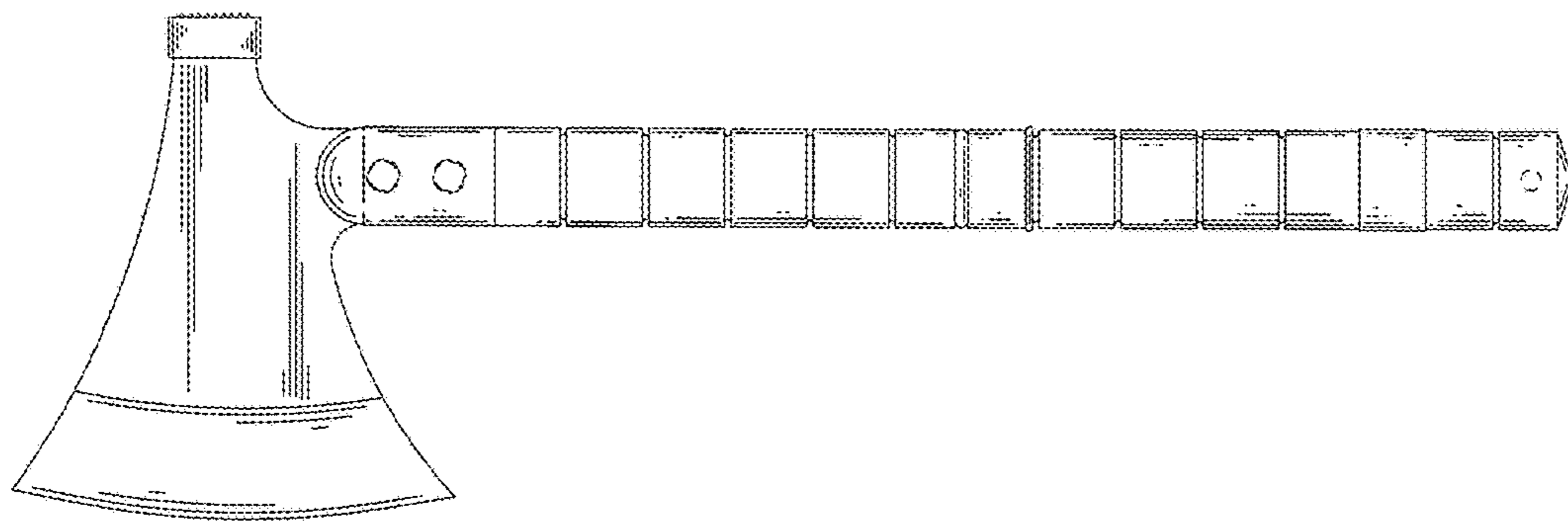


FIG. 2

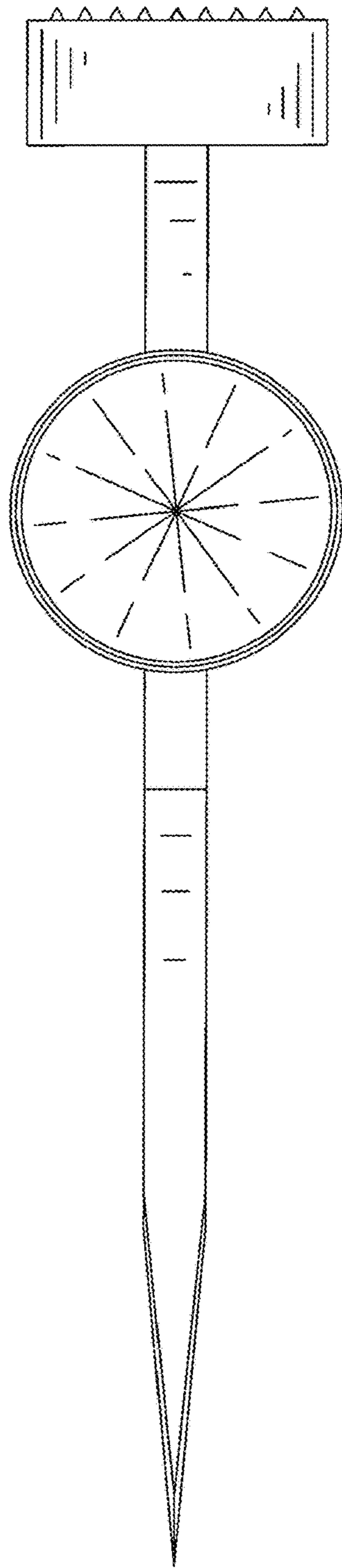


FIG. 3

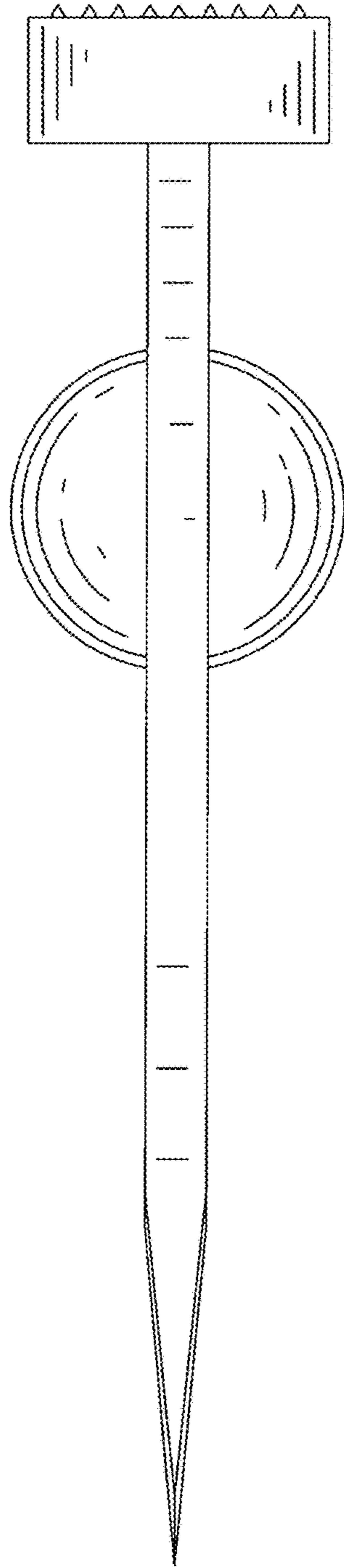


FIG. 4

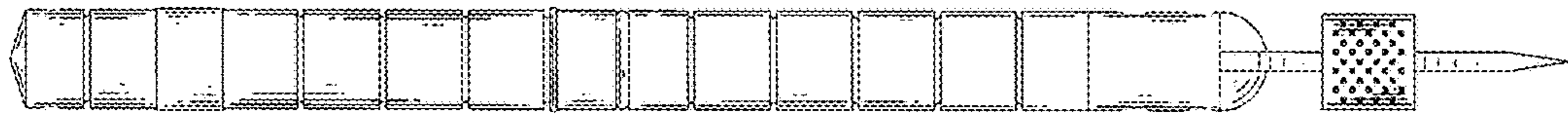


FIG. 5

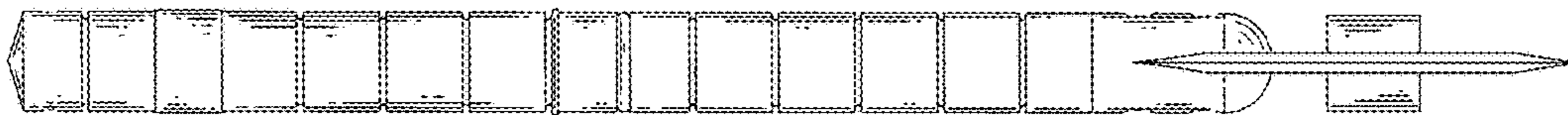


FIG. 6

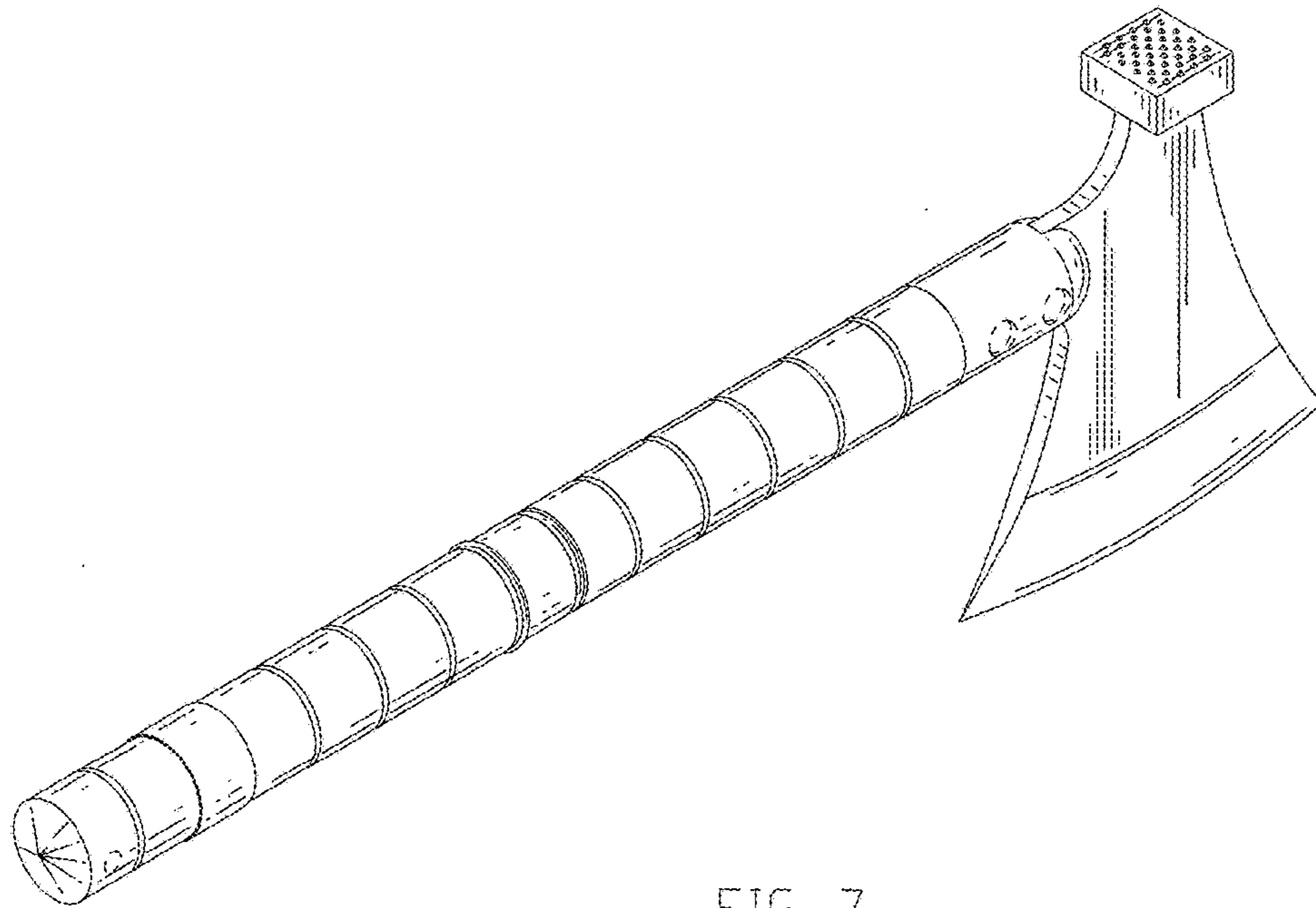


FIG. 7



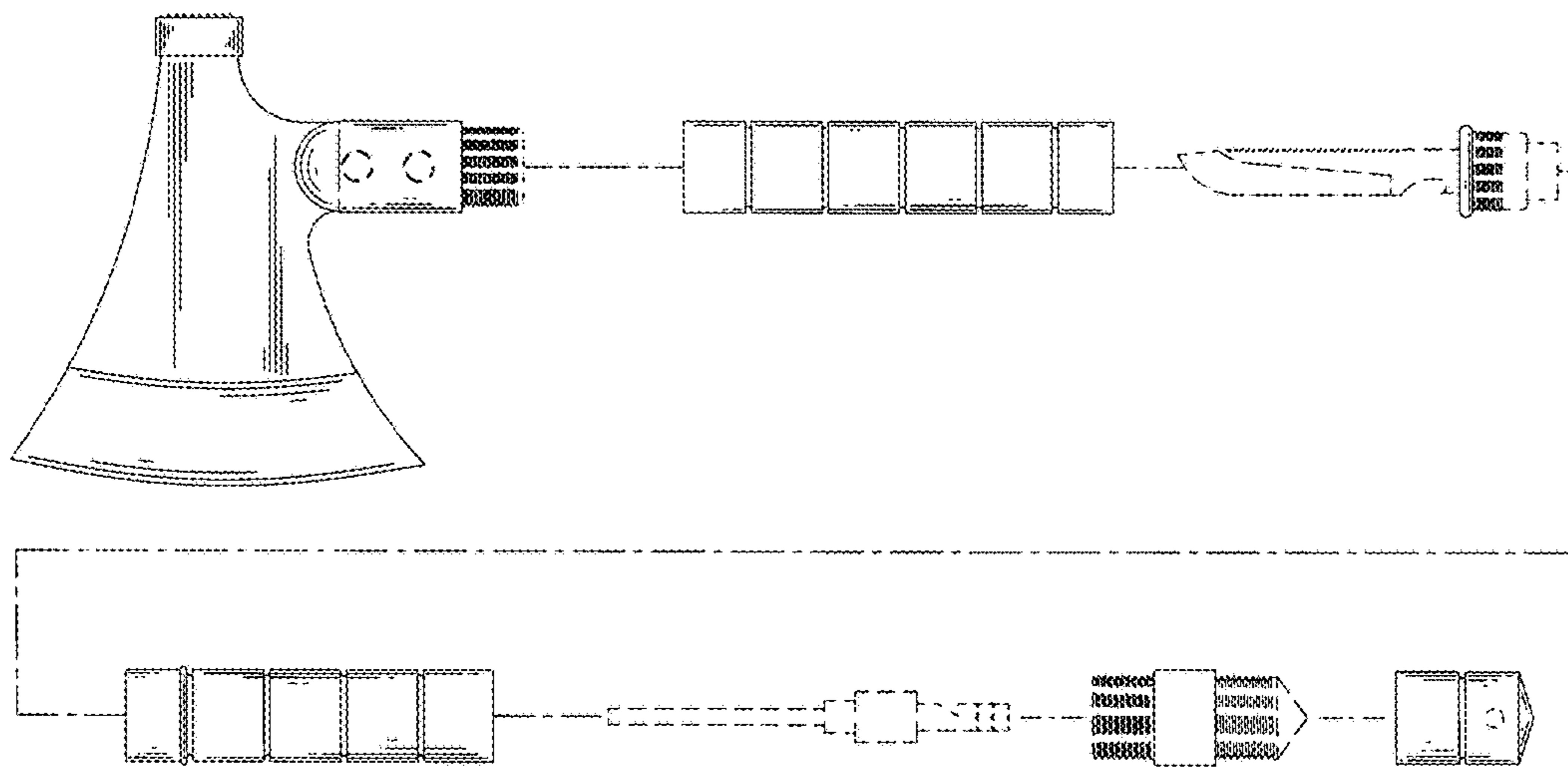


FIG. 8