



US00D863906S

(12) **United States Design Patent**
Bludorn

(10) **Patent No.:** **US D863,906 S**

(45) **Date of Patent:** **** Oct. 22, 2019**

(54) **SCISSORS BLADES**

(71) Applicant: **Jerad Bludorn**, Lake Norden, SD (US)

(72) Inventor: **Jerad Bludorn**, Lake Norden, SD (US)

(**) Term: **15 Years**

(21) Appl. No.: **29/621,662**

(22) Filed: **Oct. 10, 2017**

(51) **LOC (12) Cl.** **08-05**

(52) **U.S. Cl.**
USPC **D8/52**

(58) **Field of Classification Search**
USPC D8/4, 5, 51-58, 107
CPC B26B 13/10; B26B 13/20; B26B 13/12;
B26B 13/06; B26B 13/04; B26B 13/24
See application file for complete search history.

(56) **References Cited**

U.S. PATENT DOCUMENTS

296,036	A *	4/1884	Millspaugh	B26B 13/06
					30/254
D28,974	S *	7/1898	Gritanner	D8/57
D53,606	S *	7/1919	Rauh	30/254
D183,391	S *	8/1958	Kaplan	D8/53
D427,497	S *	7/2000	Yeh	D8/57
6,125,546	A *	10/2000	Laws	B26B 13/06
					30/257

D644,079	S *	8/2011	Vicar	D8/57
9,630,329	B2 *	4/2017	Rhue	B26B 13/06
2011/0240049	A1 *	10/2011	Kim	B26B 13/06
					132/200
2014/0033543	A1 *	2/2014	Rhue	B26B 13/06
					30/257
2014/0325846	A1 *	11/2014	Hussain	B26B 13/06
					30/29
2015/0128423	A1 *	5/2015	Riggs	B26B 13/06
					30/29.5
2018/0206872	A1 *	7/2018	Matsuo	A61B 17/3201

* cited by examiner

Primary Examiner — Deanna L Pratt

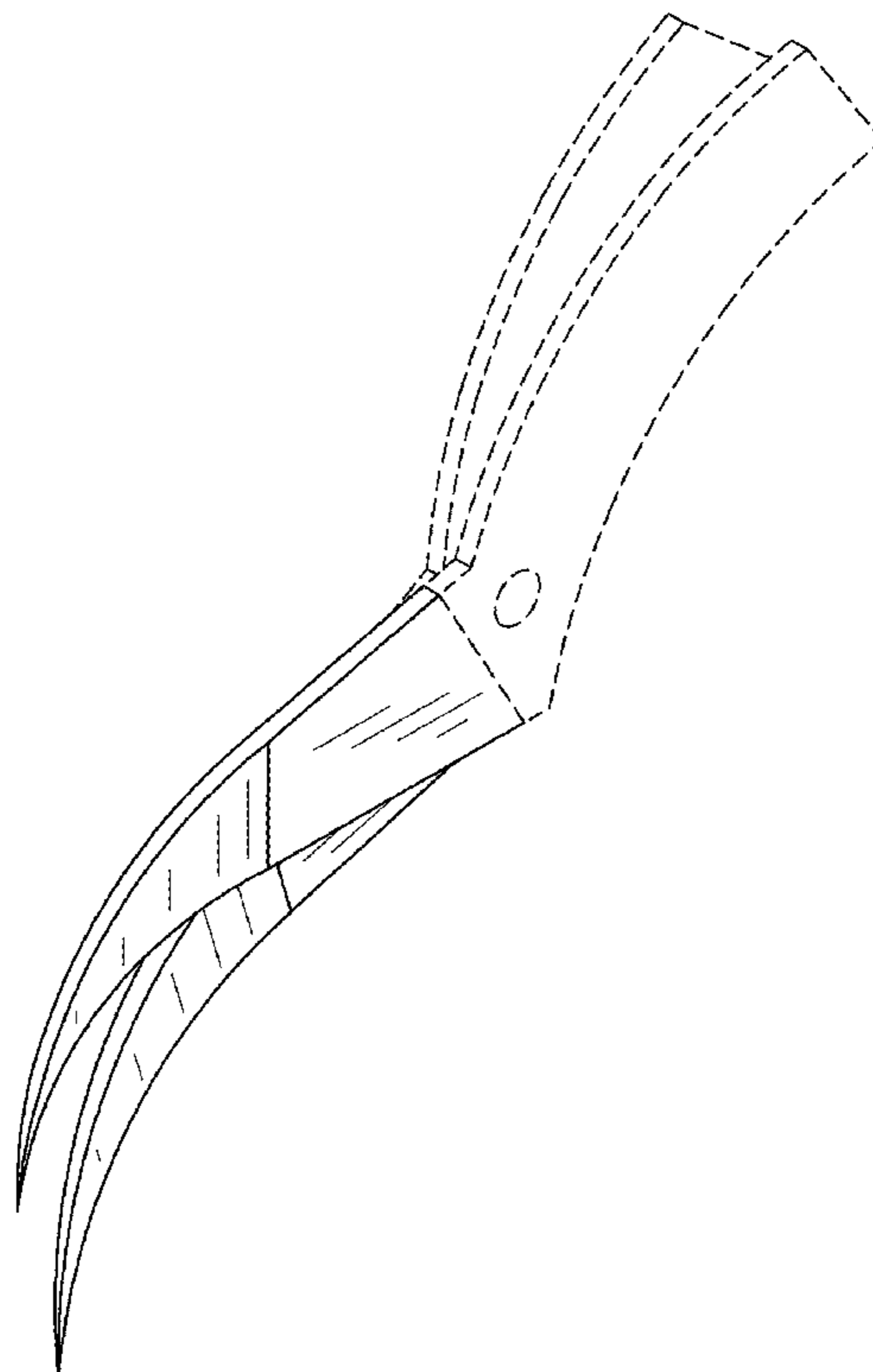
(57) **CLAIM**

The ornamental design for scissors blades, as shown and described.

DESCRIPTION

FIG. 1 is a front perspective view of a scissors blades showing my new design;
FIG. 2 is a right side view of the scissors blades;
FIG. 3 is a left side view of the scissors blades;
FIG. 4 is a front view of the scissors blades;
FIG. 5 is a rear view of the scissors blades;
FIG. 6 is a top view of the scissors blades; and,
FIG. 7 is a bottom view of the scissors blades.
The broken lines illustrate portions of the scissors blades that form no part of the claimed design.

1 Claim, 5 Drawing Sheets



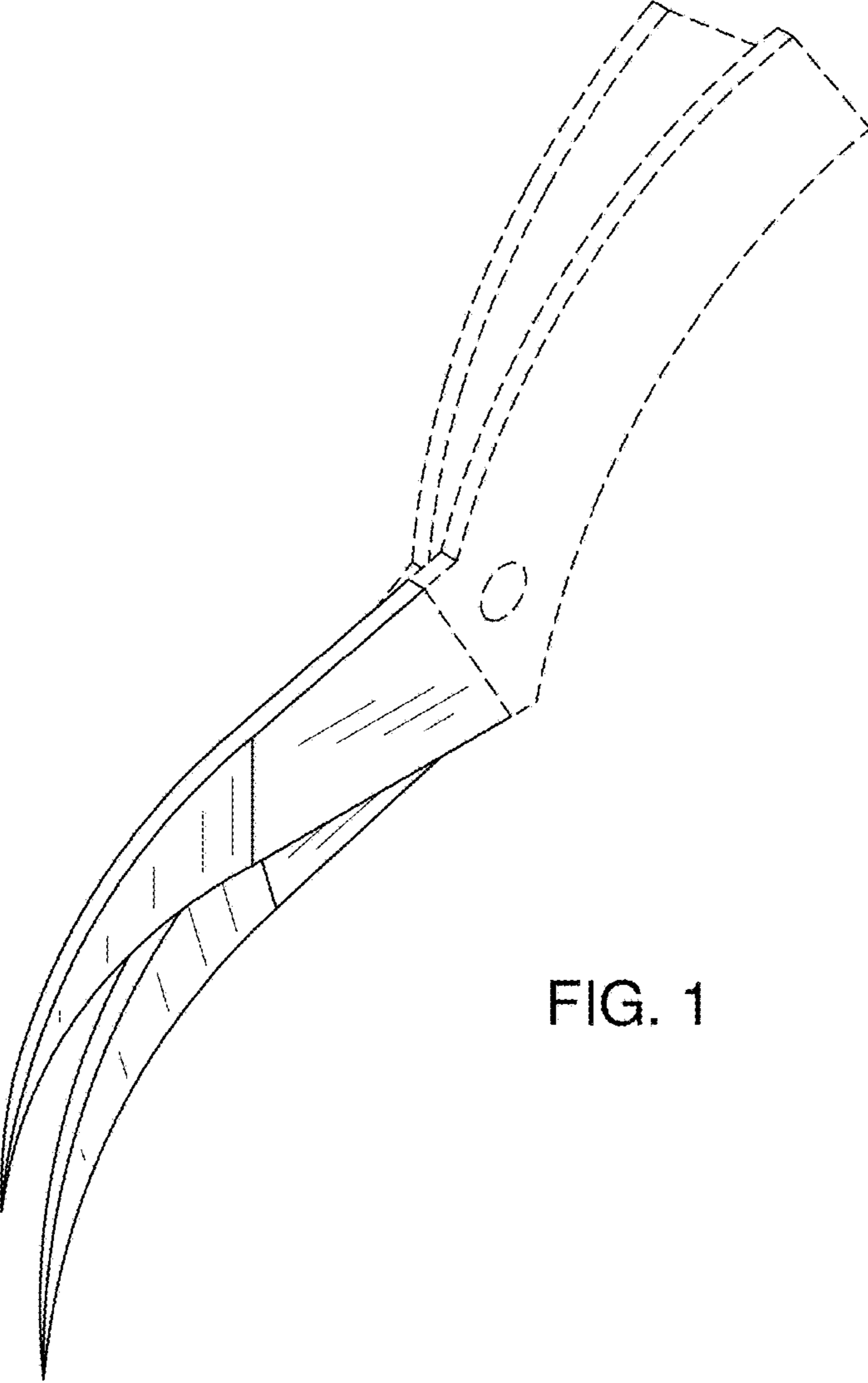


FIG. 1

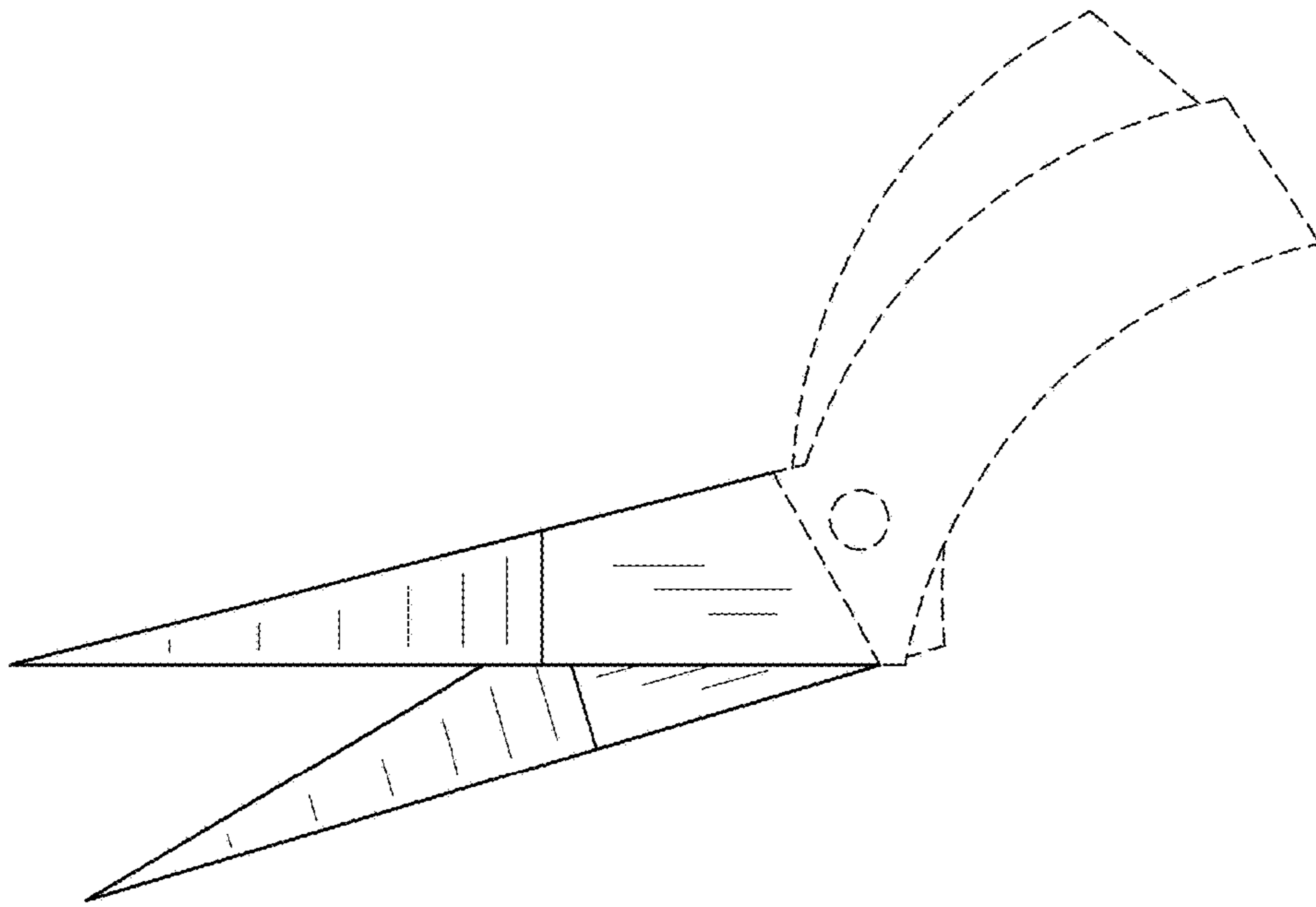


FIG. 2

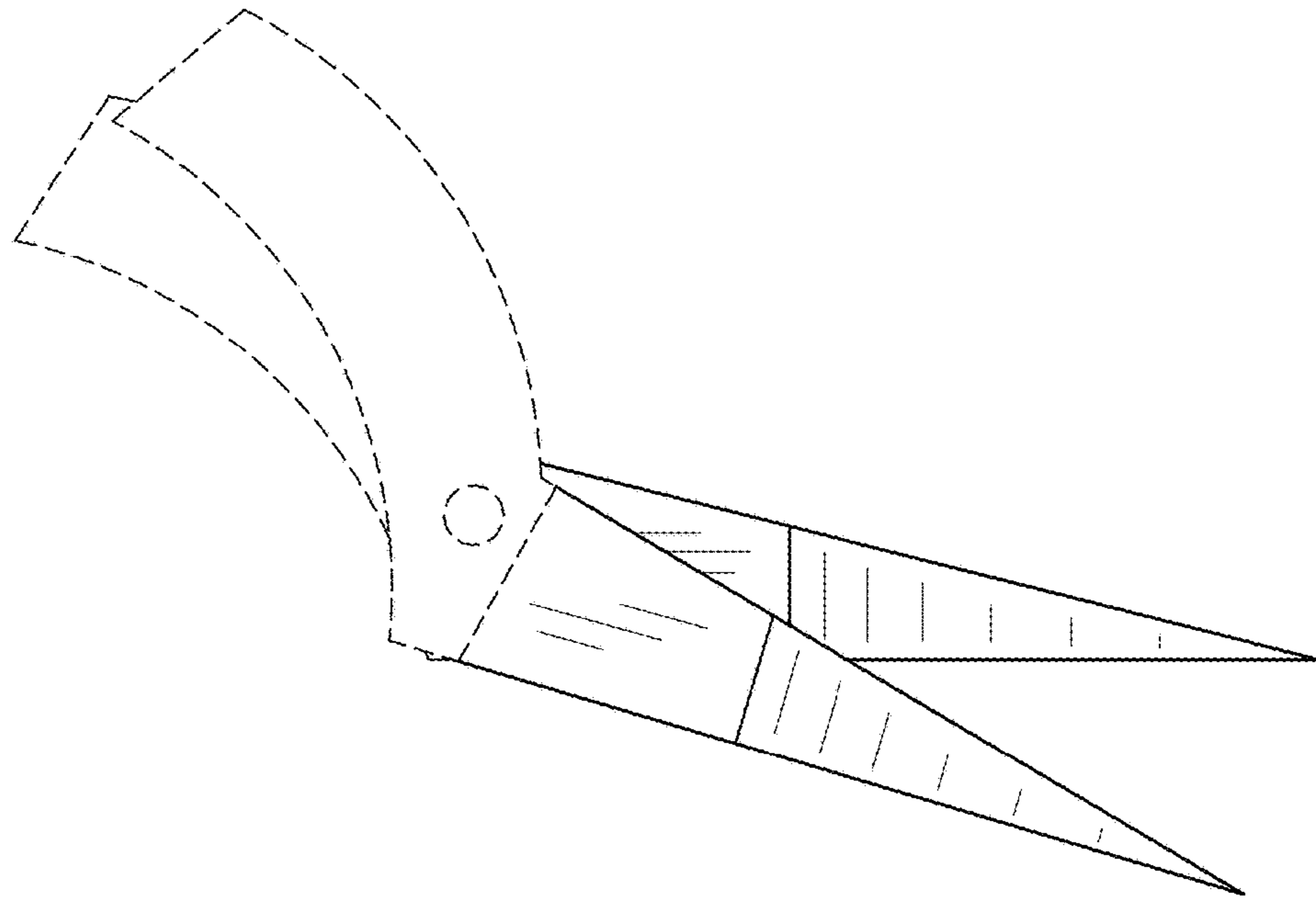


FIG. 3

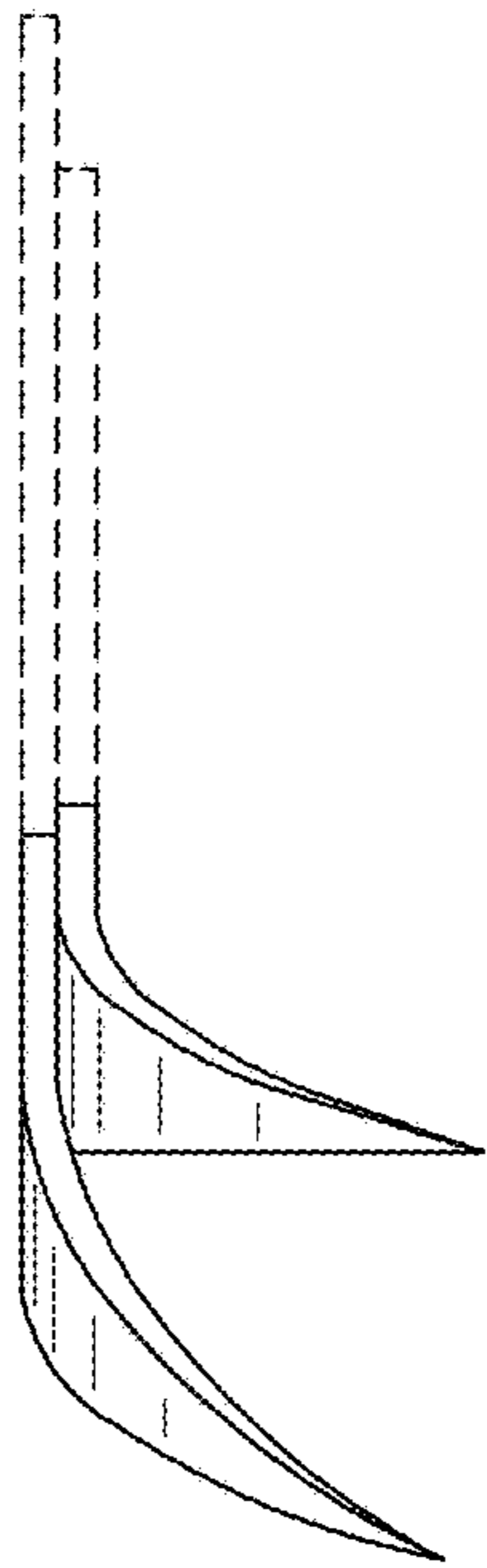


FIG. 4

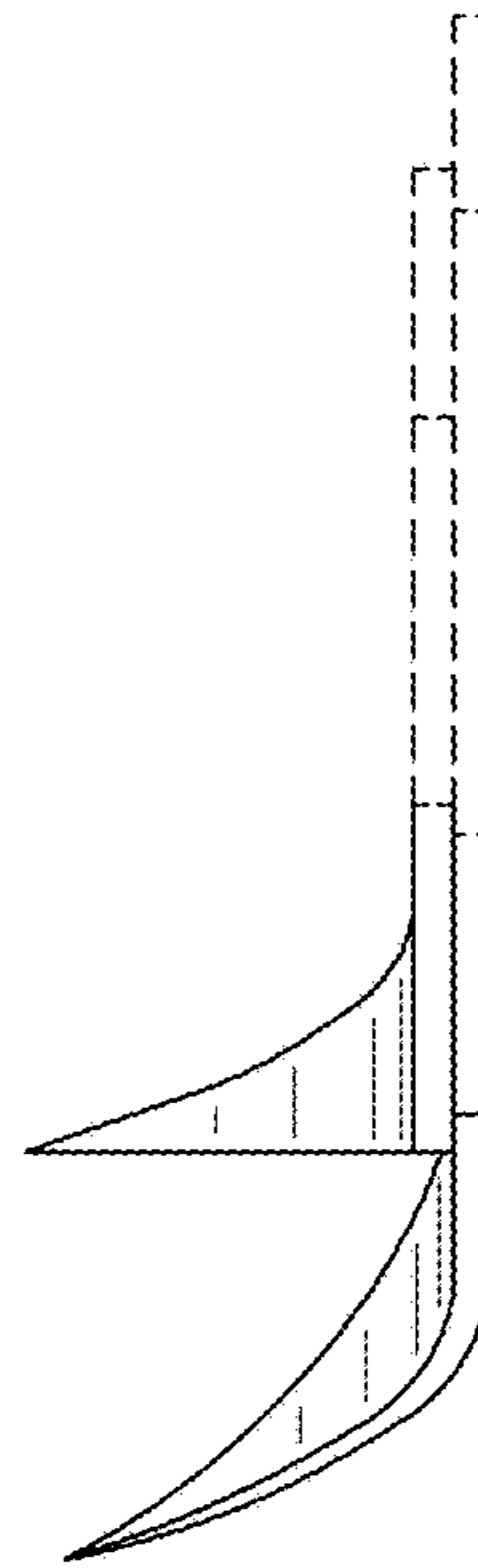


FIG. 5

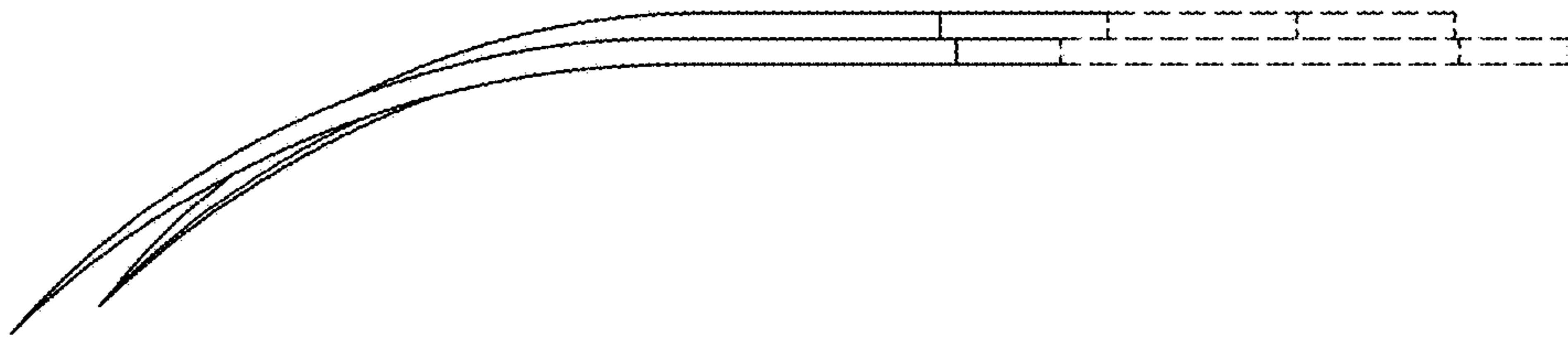


FIG. 6



FIG. 7