



US00D863905S

(12) **United States Design Patent**
Dankert

(10) **Patent No.:** **US D863,905 S**

(45) **Date of Patent:** **** Oct. 22, 2019**

(54) **WIRE FORMED RATCHET STRAP QUICK
RELEASE HANDLE**

(71) Applicant: **Ronald S. Dankert**, Truth or
Consequences, NM (US)

(72) Inventor: **Ronald S. Dankert**, Truth or
Consequences, NM (US)

(**) Term: **15 Years**

(21) Appl. No.: **29/628,588**

(22) Filed: **Dec. 6, 2017**

(51) **LOC (12) Cl.** **08-05**

(52) **U.S. Cl.**
USPC **D8/44**

(58) **Field of Classification Search**
USPC D8/14, 44, 51, 107, 331, 394, 373, 380,
D8/395, 370
CPC B60P 7/083; B60P 7/0823; B60P 7/0838;
B60P 7/0846
See application file for complete search history.

(56) **References Cited**

U.S. PATENT DOCUMENTS

2,636,704	A *	4/1953	Norberg	D06R 39/12 24/131 R
3,974,587	A *	8/1976	Levake	A01K 85/10 43/42.19
D258,138	S *	2/1981	Wood	D8/370
4,779,293	A *	10/1988	Dabney	A47C 23/05 5/247
4,891,853	A *	1/1990	Dabney	A47C 23/0438 267/107
4,932,535	A *	6/1990	Dabney	A47C 23/0438 267/103
5,497,979	A *	3/1996	Schulz, Jr.	A47C 23/02 267/103
D374,604	S *	10/1996	Hnatowicz	D3/228
D387,637	S	12/1997	Salgy		

D423,916	S *	5/2000	Kalat	D8/370
D434,310	S *	11/2000	Kalat	D8/395
D465,997	S *	11/2002	Kalat	D8/370
D466,791	S	12/2002	Kelleghan		
D474,105	S	5/2003	Lee		
D482,269	S	11/2003	Martello		
D492,188	S	6/2004	Goldberg		
D493,092	S	7/2004	Kalat		
7,025,545	B1	4/2006	Robison		
7,100,902	B1 *	9/2006	Lu	B60P 7/0846 24/69 ST
7,353,910	B2	4/2008	Klingler		
D600,101	S *	9/2009	Meyers	D8/370
D639,937	S *	6/2011	Gray	D24/128
D661,978	S *	6/2012	Holechek	D8/370

(Continued)

Primary Examiner — Philip S Hyder

(74) *Attorney, Agent, or Firm* — Ryan Kromholz &
Manion, S.C.

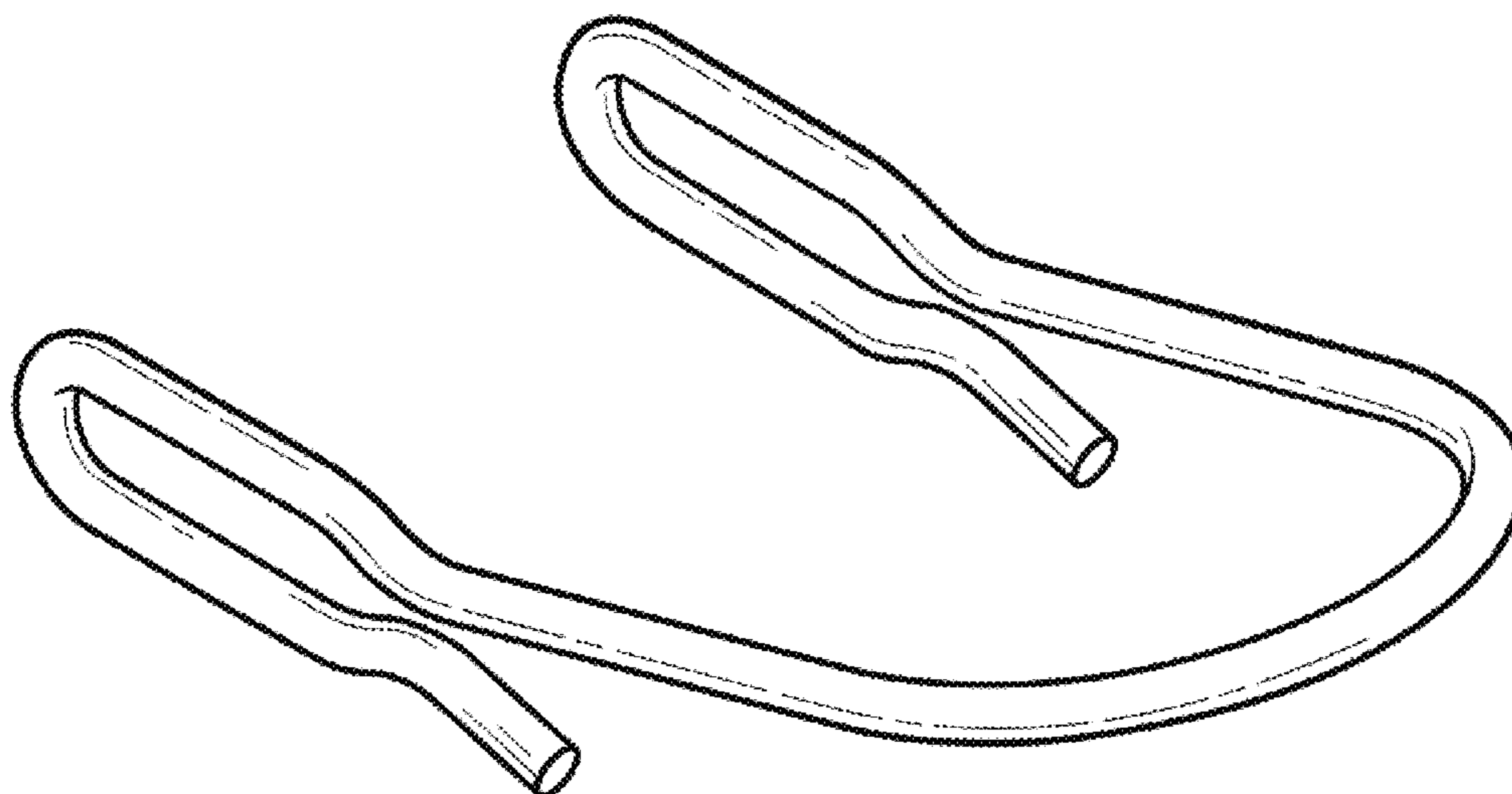
(57) **CLAIM**

The ornamental design for a wire formed ratchet strap quick release handle, as shown and described.

DESCRIPTION

FIG. 1 is a front perspective view of a wire formed ratchet strap quick release handle of the present invention;
 FIG. 2 is a top view of the wire formed ratchet strap quick release handle;
 FIG. 3 is a bottom view of the wire formed ratchet strap quick release handle;
 FIG. 4 is a first side view of the wire formed ratchet strap quick release handle;
 FIG. 5 is a second side view of the wire formed ratchet strap quick release handle;
 FIG. 6 is a front side view of the wire formed ratchet strap quick release handle; and,
 FIG. 7 is a back side view of the wire formed ratchet strap quick release handle.

1 Claim, 1 Drawing Sheet



(56)

References Cited

U.S. PATENT DOCUMENTS

D700,830	S	3/2014	Brockman	
D706,617	S	* 6/2014	Hendricks	D8/354
D712,240	S	* 9/2014	Bracegirdle	D8/384
D721,570	S	1/2015	Caughron	
8,974,158	B1	3/2015	Hatch	
D745,378	S	* 12/2015	Kusmirek	D8/370
D755,612	S	5/2016	Cooper	
D765,498	S	9/2016	Dankert	
D767,998	S	* 10/2016	Peacock	D9/538
9,827,896	B1	11/2017	Dankert	
9,849,822	B1	12/2017	Dankert	
2014/0255120	A1	9/2014	Simmons	

* cited by examiner

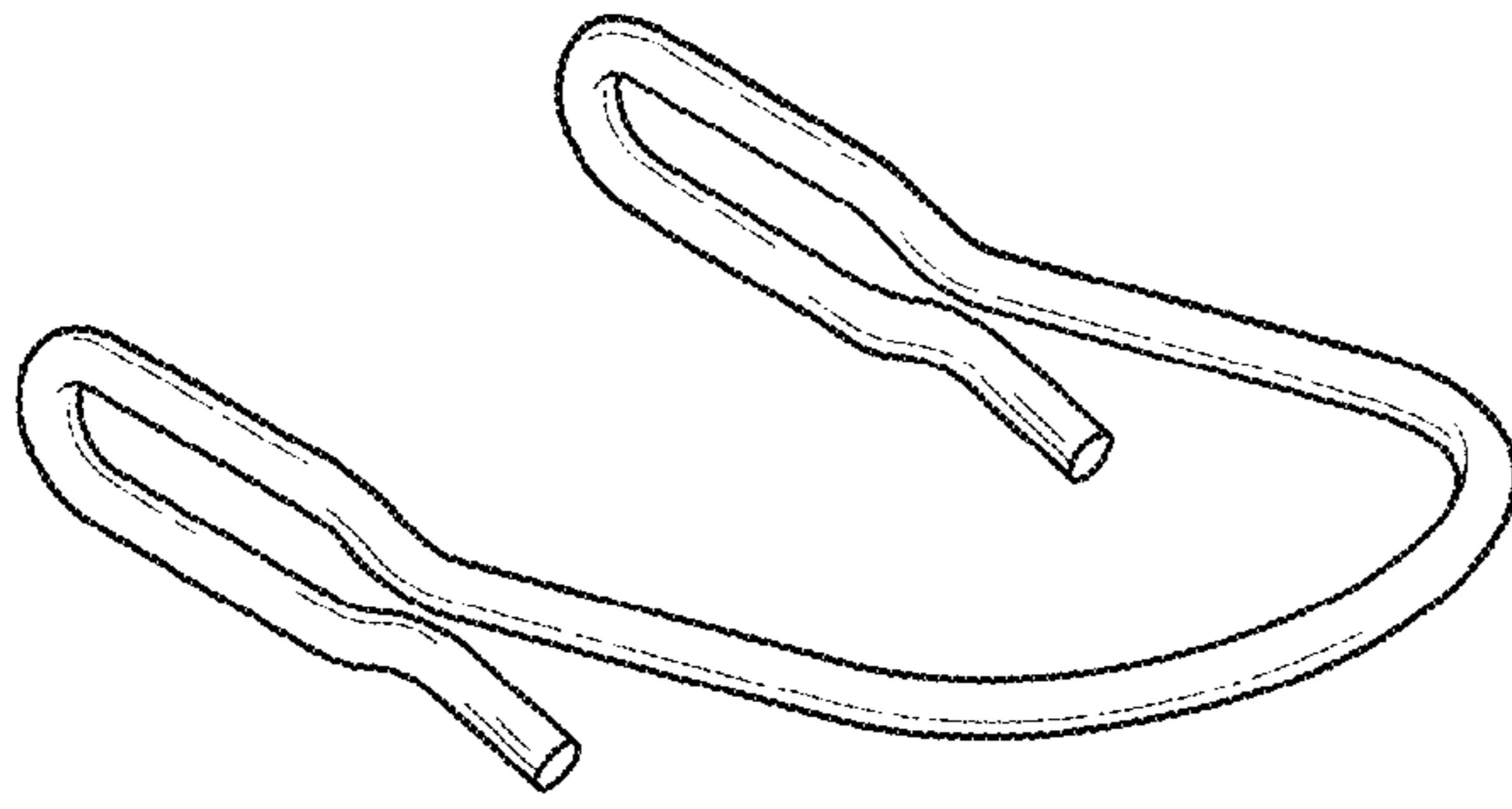


Fig. 1




Fig. 2

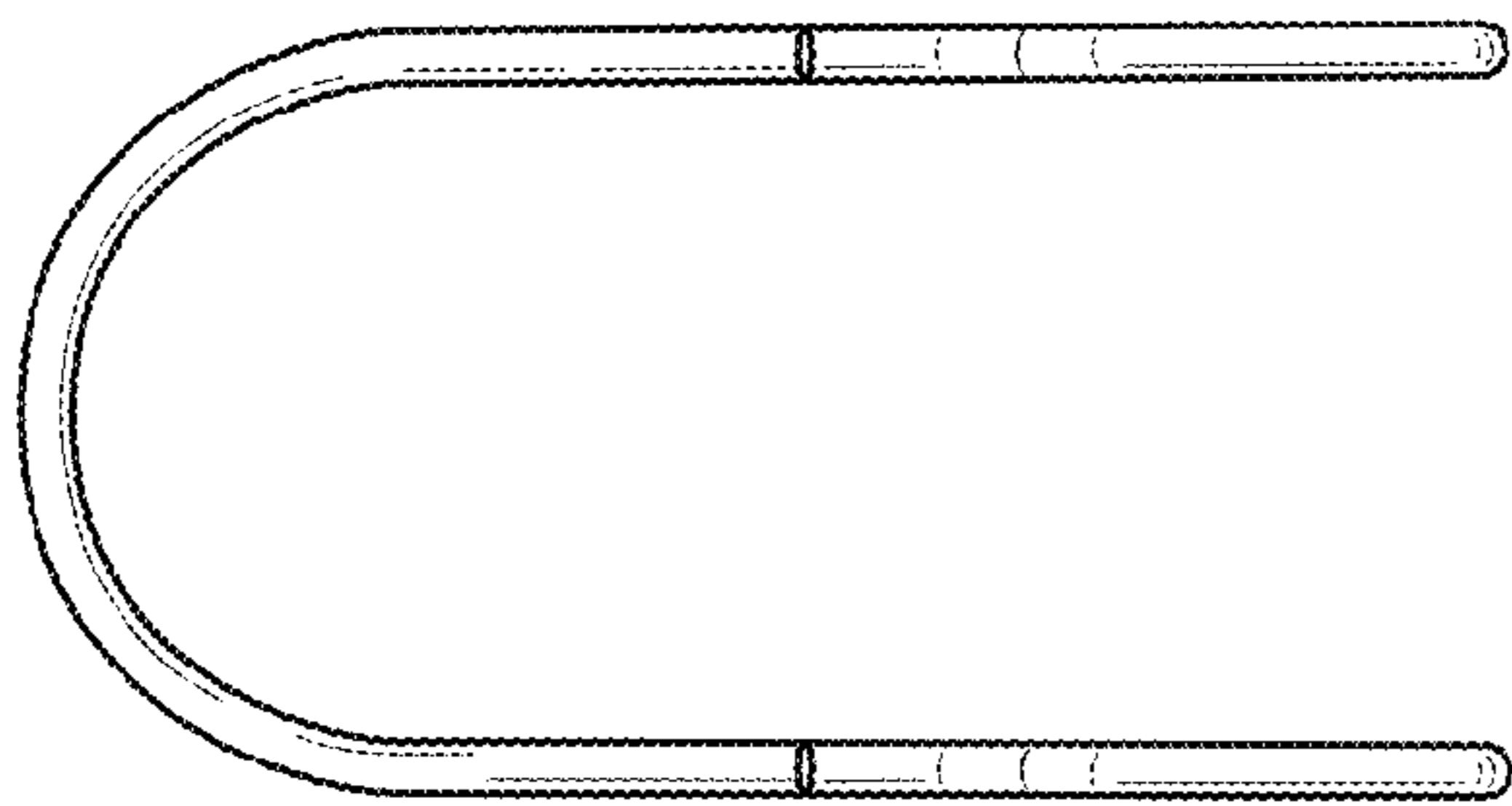


Fig. 3

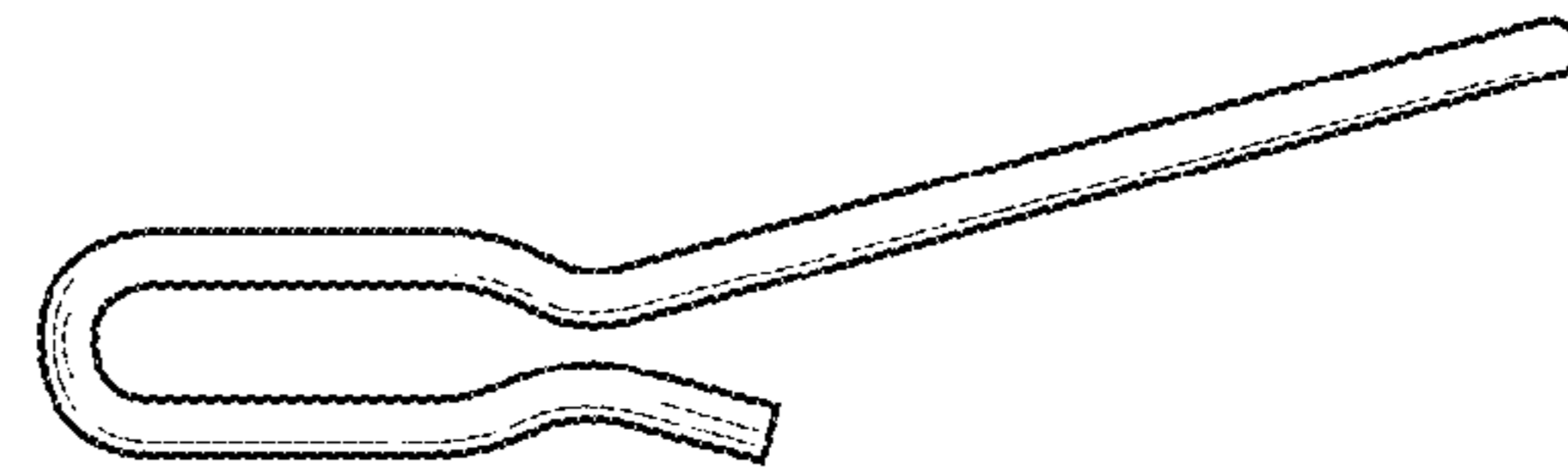


Fig. 4




Fig. 5

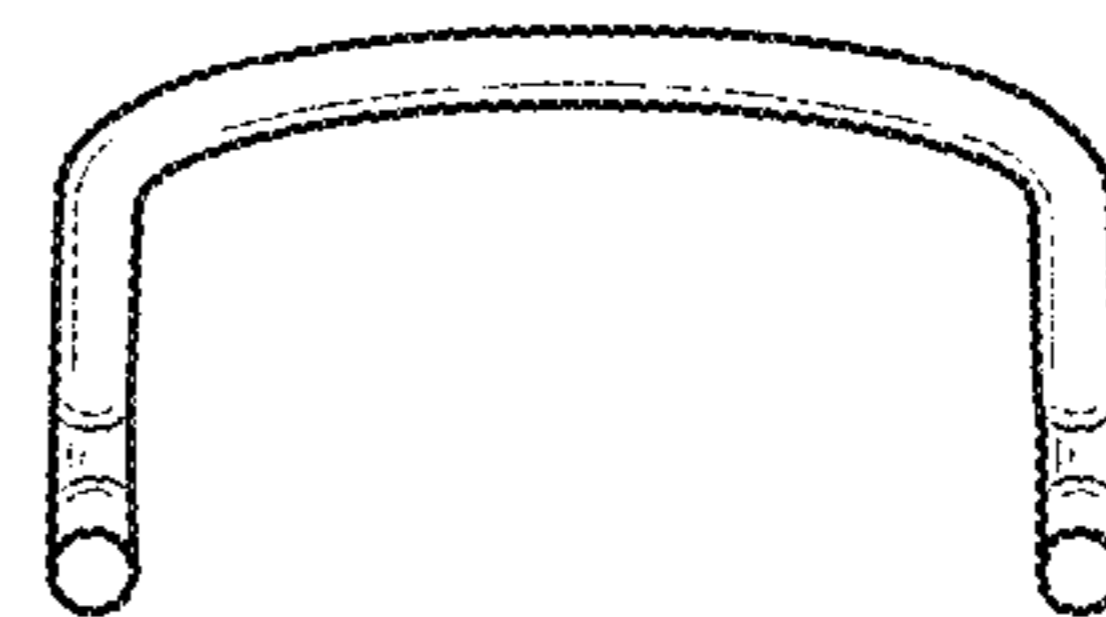


Fig. 6

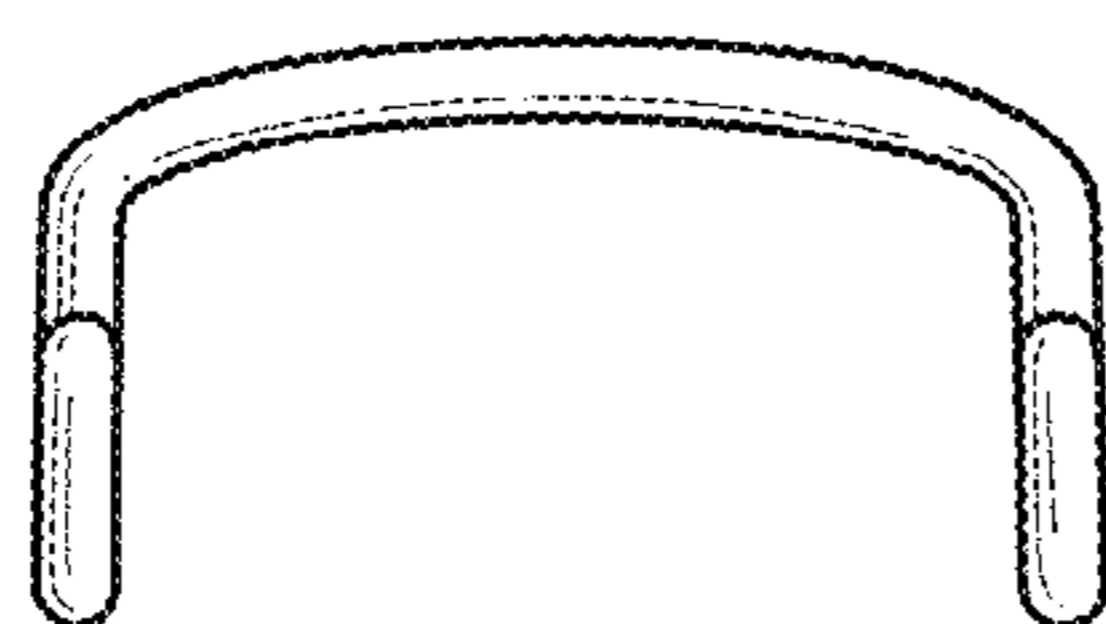


Fig. 7