



US00D863896S

(12) **United States Design Patent** (10) **Patent No.:** **US D863,896 S**
Wu (45) **Date of Patent:** **** Oct. 22, 2019**

- (54) **KNIFE HANDLE**
- (71) Applicant: **Race Wu**, Taichung (TW)
- (72) Inventor: **Race Wu**, Taichung (TW)
- (**) Term: **15 Years**
- (21) Appl. No.: **29/634,746**
- (22) Filed: **Jan. 24, 2018**

(30) **Foreign Application Priority Data**

Jul. 28, 2017 (TW) 106304321

(51) **LOC (12) Cl.** **07-03**

(52) **U.S. Cl.**
USPC **D7/649**

(58) **Field of Classification Search**
USPC D8/98, 99, 107, 95, 96; D7/649, 650;
D24/133; D22/118

CPC .. B25G 1/102; B25G 3/36; B26B 1/00; B26B
1/08; B26B 1/10; B26B 3/00; B26B 3/02;
B26B 3/03; B26B 3/04; B26B 3/06;
B26B 5/00; B26B 5/001; B26B 5/007;
B26B 7/00; B26B 7/005; B26B 9/00;
B26B 9/02; B26B 11/00; B26B 11/006;
B26B 17/00; B26B 17/006; B26B 29/02

See application file for complete search history.

(56) **References Cited**

U.S. PATENT DOCUMENTS

- D300,601 S * 4/1989 Himbert D7/649
- D358,529 S * 5/1995 Rich D22/118
- D375,876 S * 11/1996 Allison D7/650
- D458,810 S * 6/2002 Parlowski D7/649

- D460,900 S * 7/2002 Parlowski D7/649
- D521,346 S * 5/2006 Budrow D8/95
- D547,633 S * 7/2007 Troxell D8/97
- D554,428 S * 11/2007 Smith D7/401.2
- D554,948 S * 11/2007 Onion D7/649
- D559,046 S * 1/2008 Onion D7/649
- D562,932 S * 2/2008 Taylor D22/118
- D613,575 S * 4/2010 Linn D8/107
- D661,553 S * 6/2012 Bauer D7/401.2
- D747,161 S * 1/2016 Makela D7/649
- D825,261 S * 8/2018 Bae D7/401.2
- D826,681 S * 8/2018 Pirrone D8/107

* cited by examiner

Primary Examiner — Philip S Hyder

(74) *Attorney, Agent, or Firm* — Muncy, Geissler, Olds & Lowe, P.C.

(57) **CLAIM**

The ornamental design for a knife handle, as shown and described.

DESCRIPTION

FIG. 1 is a perspective view of a knife handle of the present design;

FIG. 2 is a front view thereof;

FIG. 3 is a rear view thereof;

FIG. 4 is a left side view thereof;

FIG. 5 is a right side view thereof;

FIG. 6 is a top view thereof;

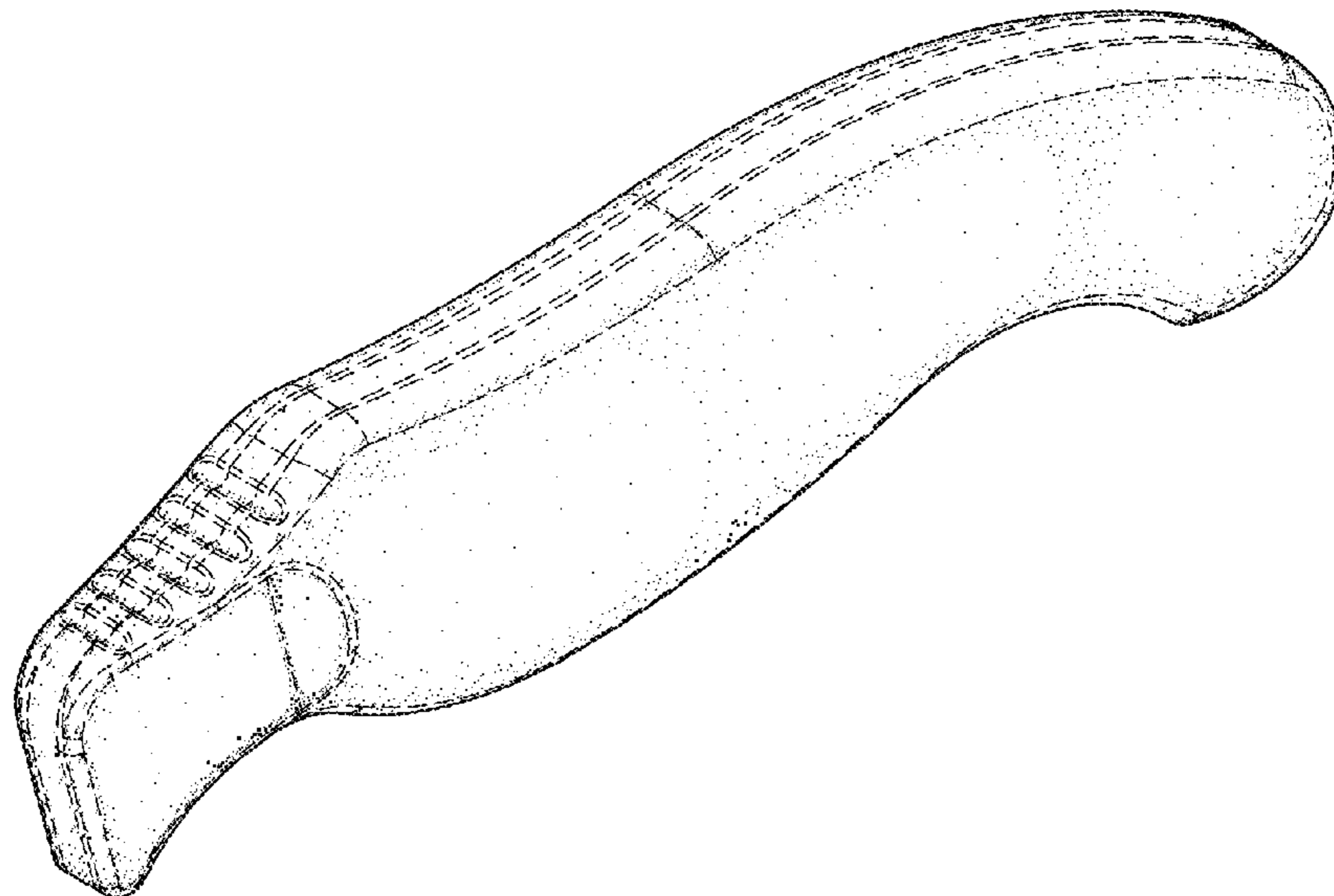
FIG. 7 is a bottom view thereof;

FIG. 8 is another perspective view thereof; and,

FIG. 9 is a perspective view of the knife handle in a state of use.

The broken lines appearing on the surfaces of the knife handle form no part of the claimed design.

1 Claim, 7 Drawing Sheets



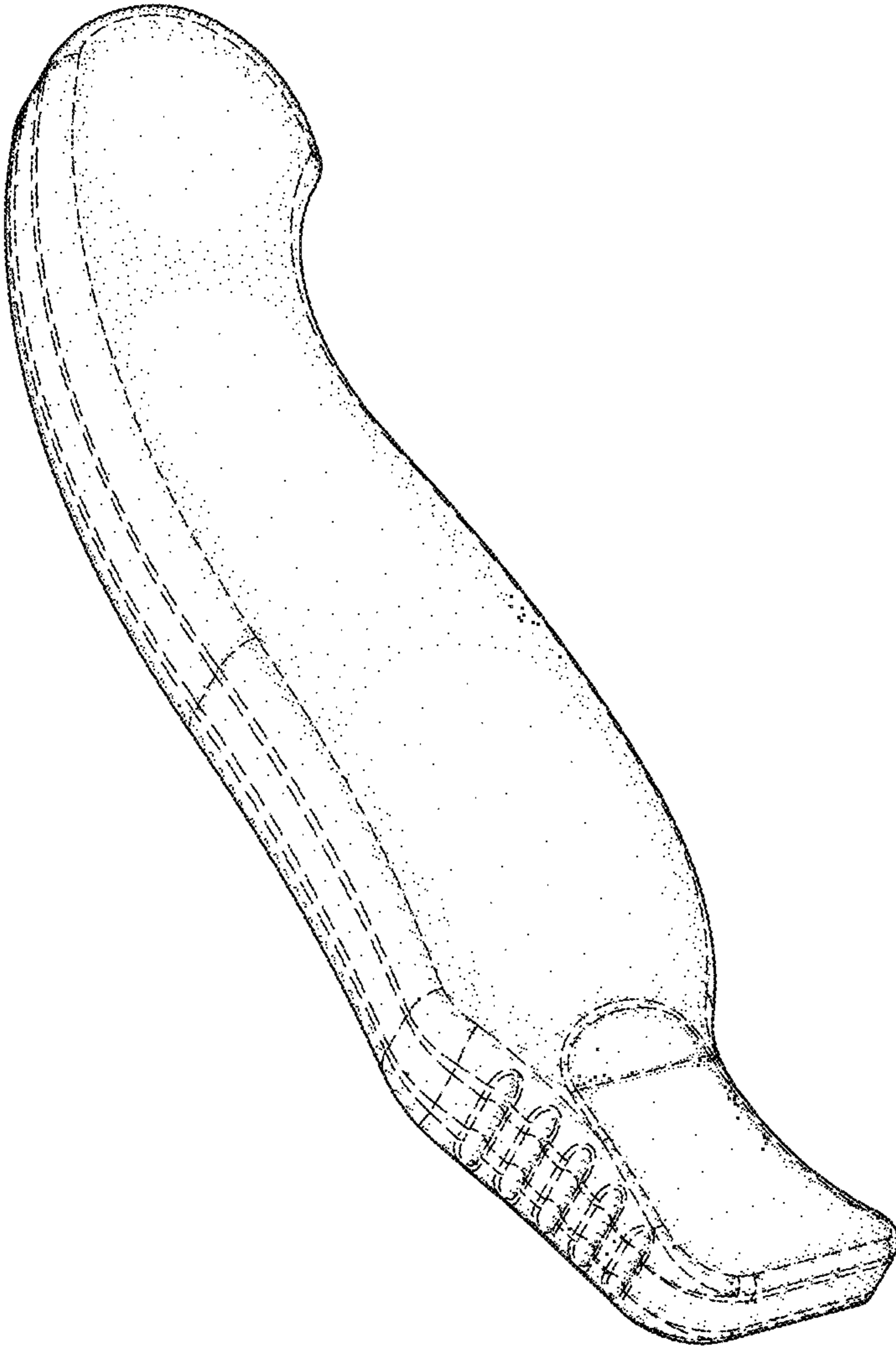


FIG. 1

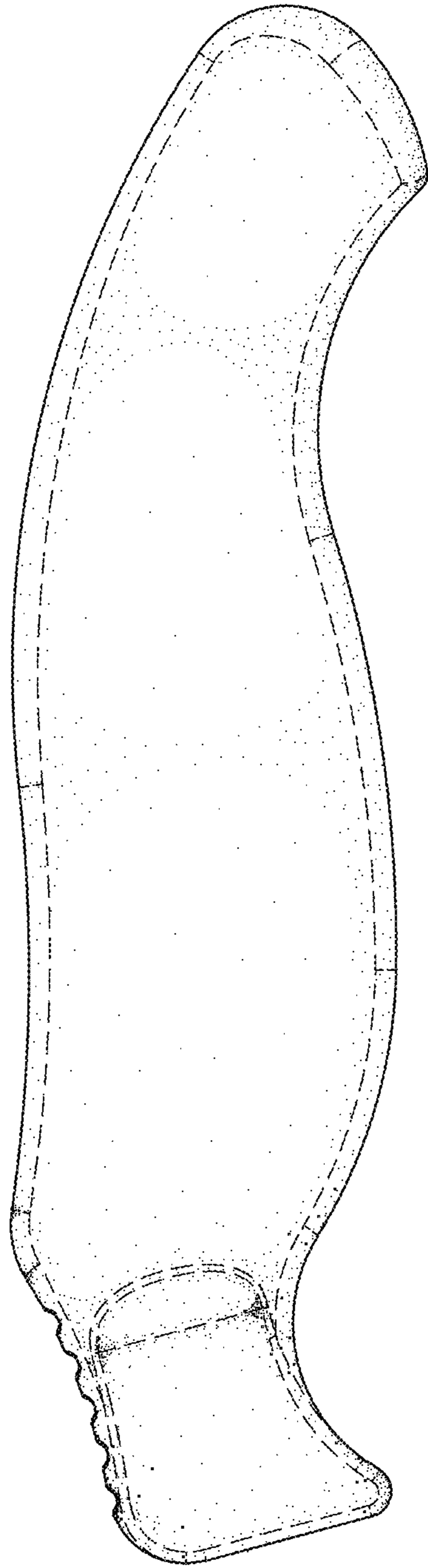


FIG. 2

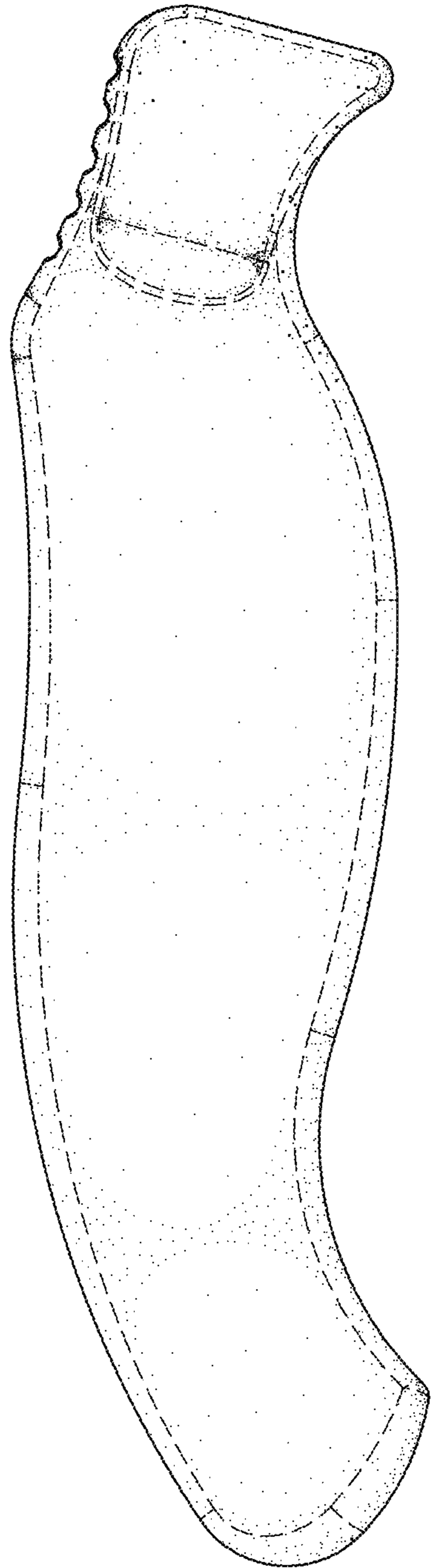


FIG. 3

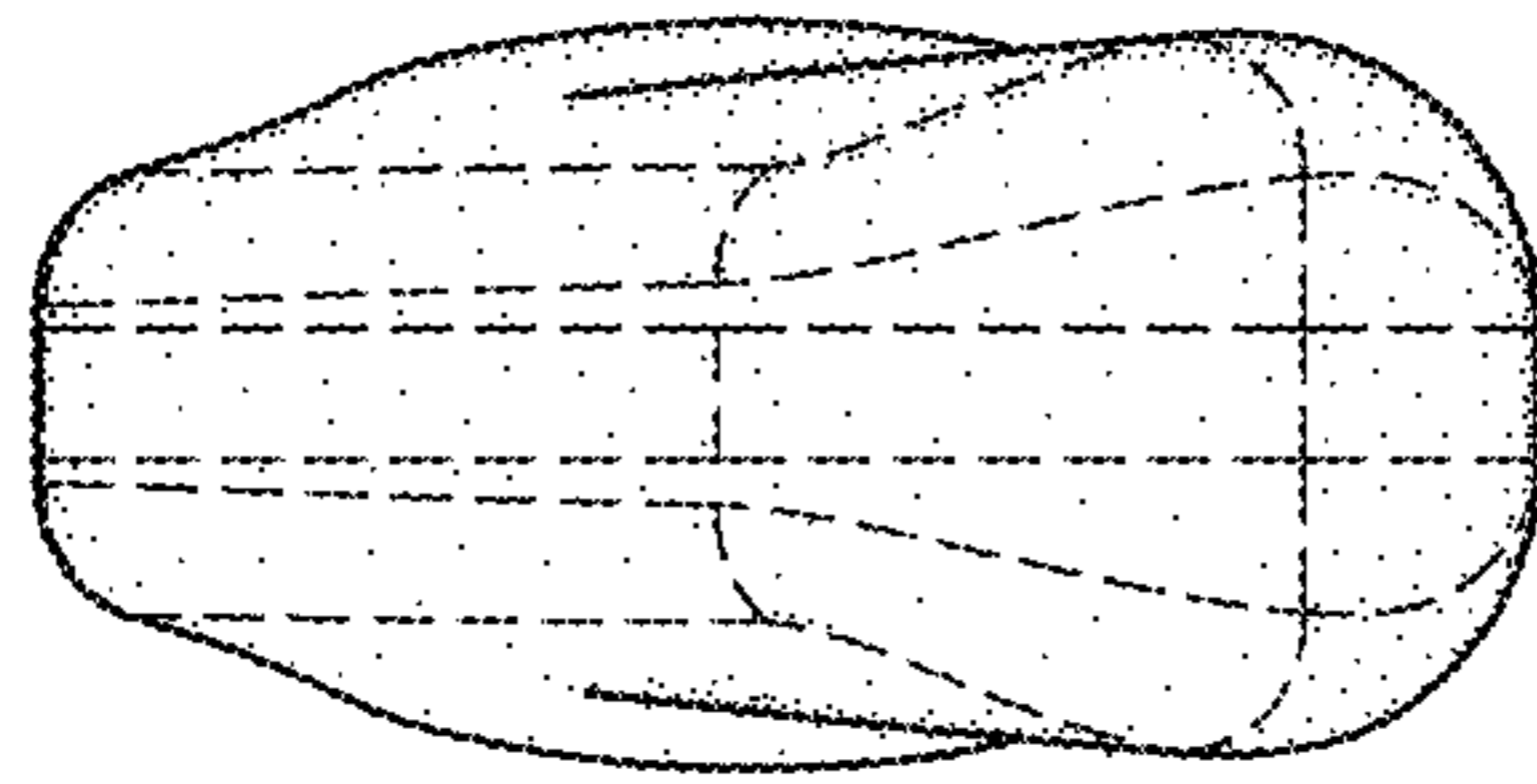


FIG. 5

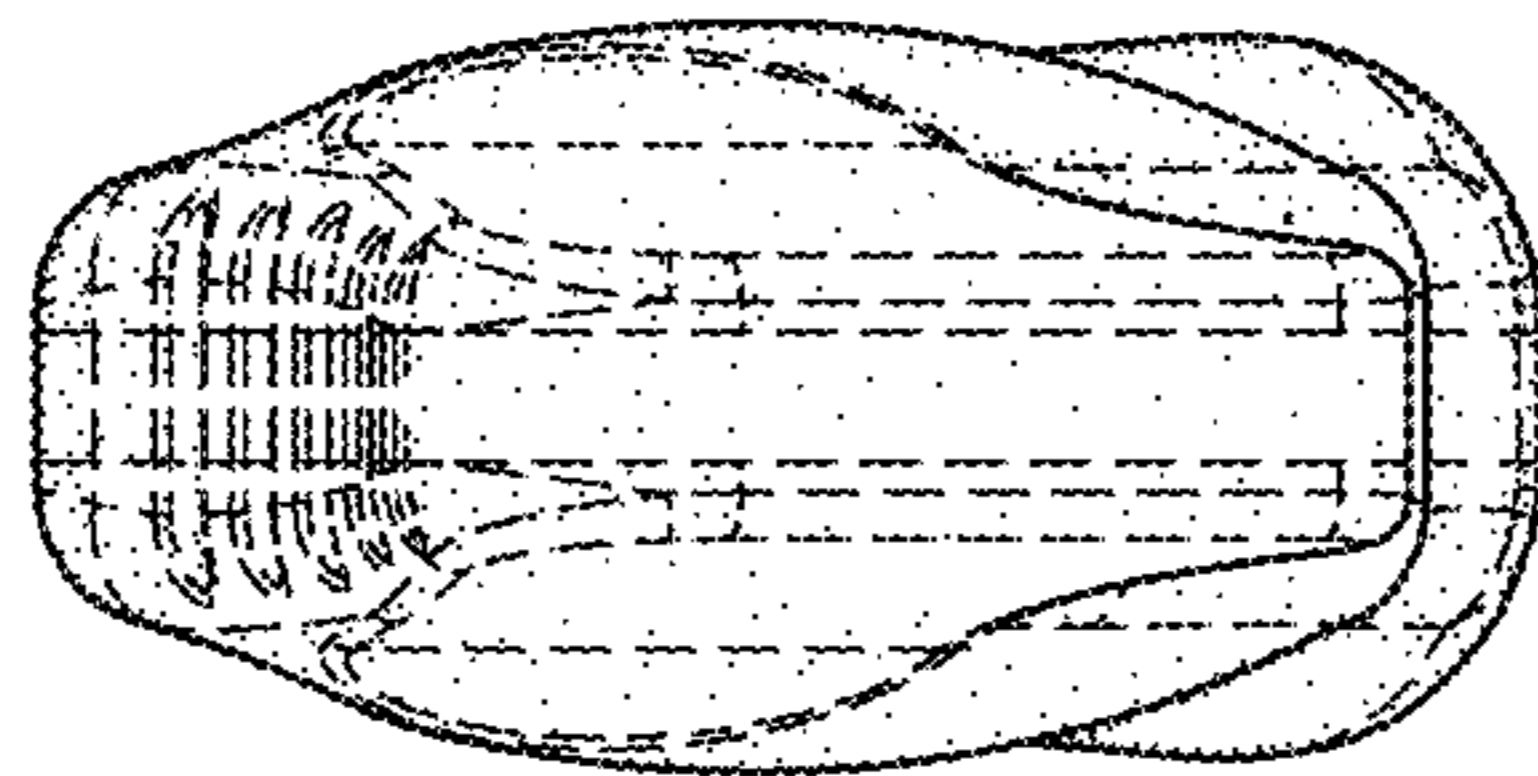


FIG. 4




FIG. 6




FIG. 7

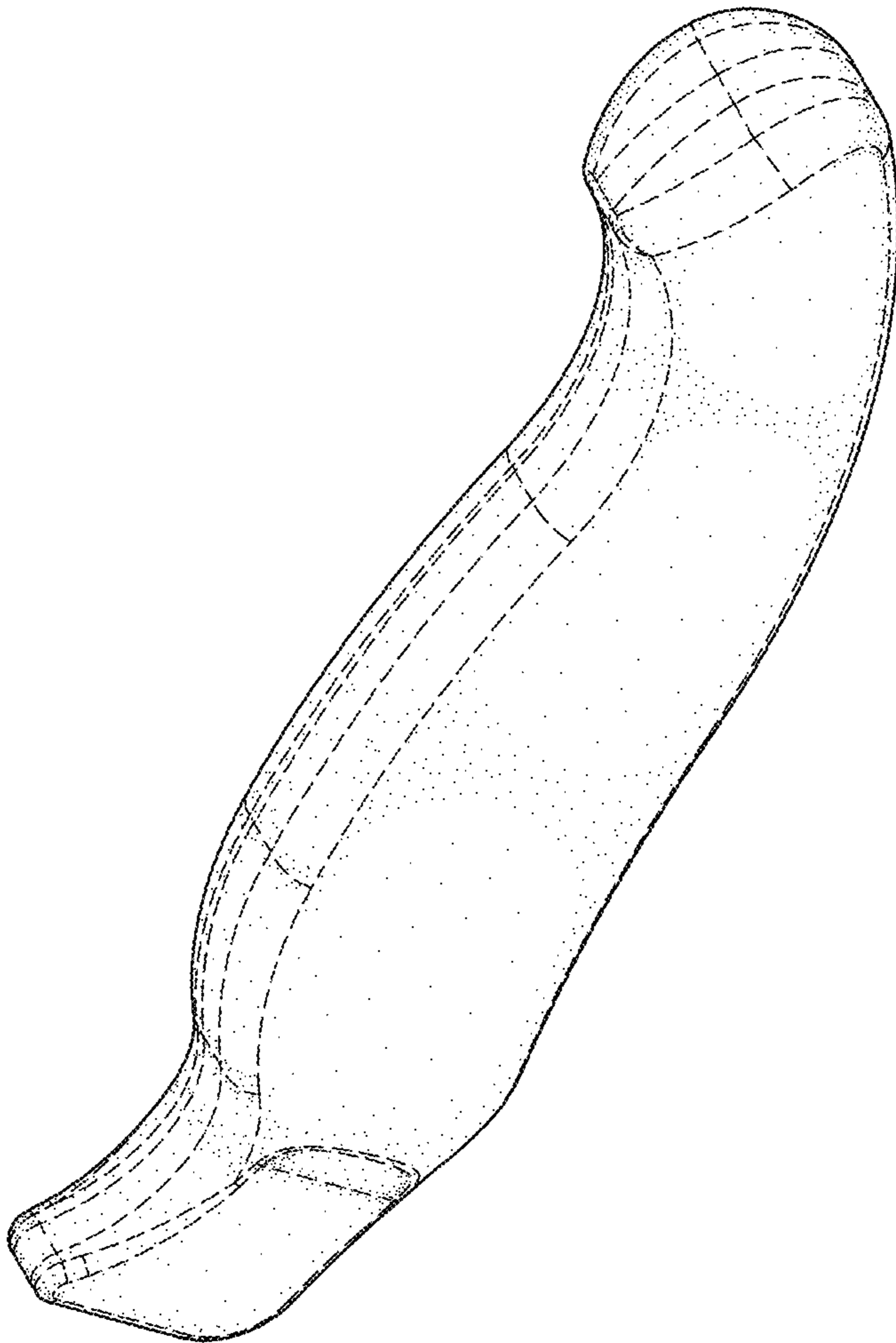


FIG. 8

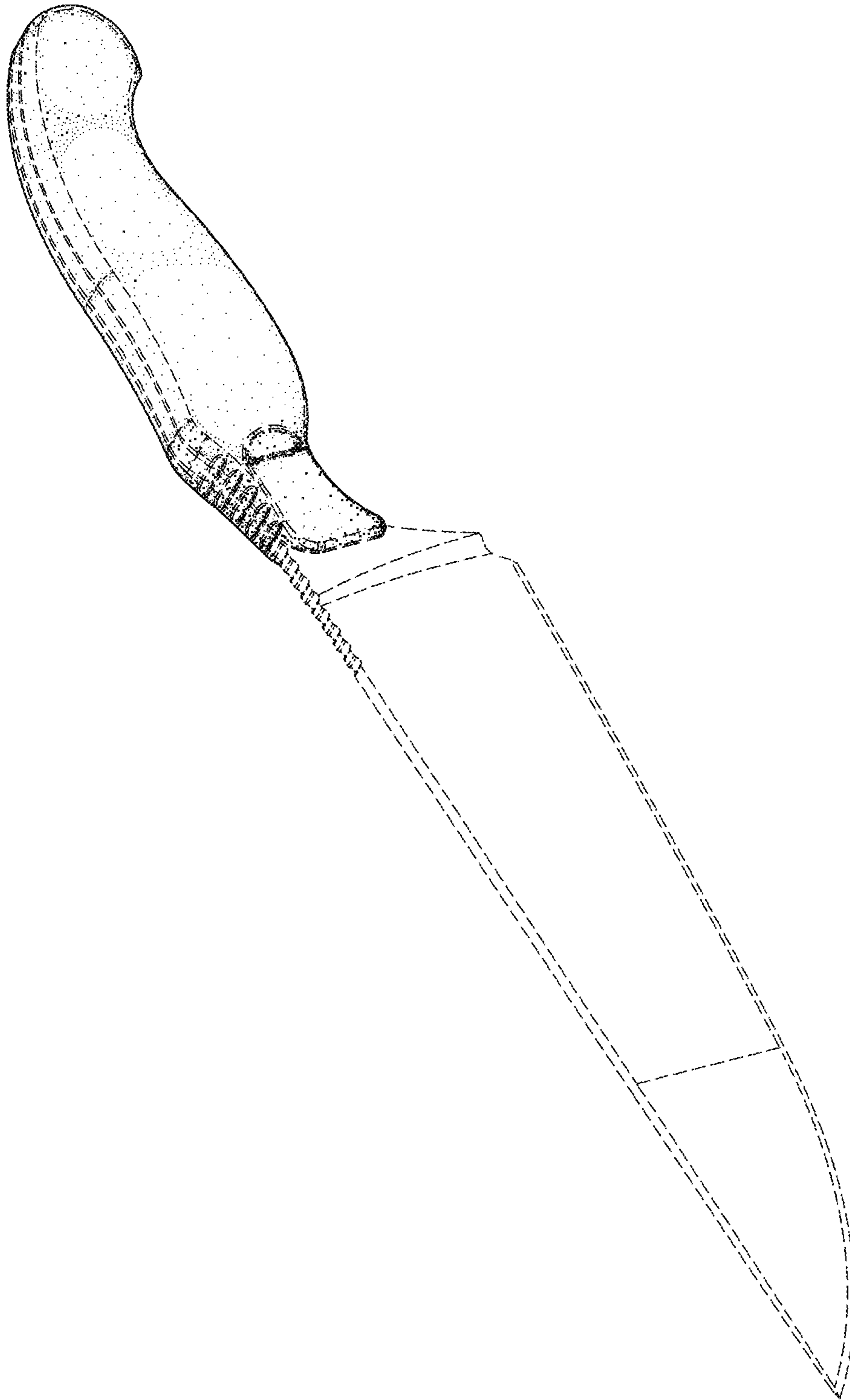


FIG. 9