



US00D863859S

(12) **United States Design Patent**
Violante

(10) **Patent No.:** **US D863,859 S**

(45) **Date of Patent:** **** Oct. 22, 2019**

(54) **COOKING DEVICE**

(71) Applicant: **Mellow Inc.**, Walnut, CA (US)

(72) Inventor: **Catarina Violante**, Caldas da Rainha (PT)

(73) Assignee: **MELLOW INC.**, Walnut, CA (US)

(**) Term: **15 Years**

(21) Appl. No.: **29/619,548**

(22) Filed: **Sep. 29, 2017**

(51) **LOC (12) Cl.** **07-02**

(52) **U.S. Cl.**
USPC **D7/323**

(58) **Field of Classification Search**
USPC D7/300, 323, 305-311, 347-349, 355,
D7/362, 365, 367, 376, 378, 397, 399,
D7/405, 412
CPC A47F 7/00; A47J 27/04; A47J 31/00; A47J
31/18; A47J 31/46; A47J 31/50; A47J
31/52; A47J 31/54; A47J 31/407; A47J
31/4403; A47J 31/0573; A47J 43/07;
A47J 45/00; A47J 45/02; F24C 3/00;
F24C 3/14; F24C 7/00; F24C 7/105;
F24C 14/00; F24C 14/025; F24C 15/00;
F24C 15/18

See application file for complete search history.

(56) **References Cited**

U.S. PATENT DOCUMENTS

3,300,264 A * 1/1967 Daniels A47F 7/00
206/349
D295,012 S * 4/1988 Gelber D16/225
4,883,144 A * 11/1989 Haushalter A47J 43/07
181/198
D309,547 S * 7/1990 Kane D7/323

D367,797 S * 3/1996 Hauser, II D7/306
5,957,577 A * 9/1999 Dickson A47J 43/07
366/197
D710,642 S * 8/2014 Broen A47J 43/07
D7/306
D713,666 S * 9/2014 Van Baelen A47J 43/07
D7/306
D743,728 S * 11/2015 Tomasson D7/306
D787,882 S * 5/2017 McConnell D7/376
D802,992 S * 11/2017 Wilson A47F 7/00
D7/376

* cited by examiner

Primary Examiner — Ricky Pham

(74) *Attorney, Agent, or Firm* — Ziegler IP Law Group, LLC

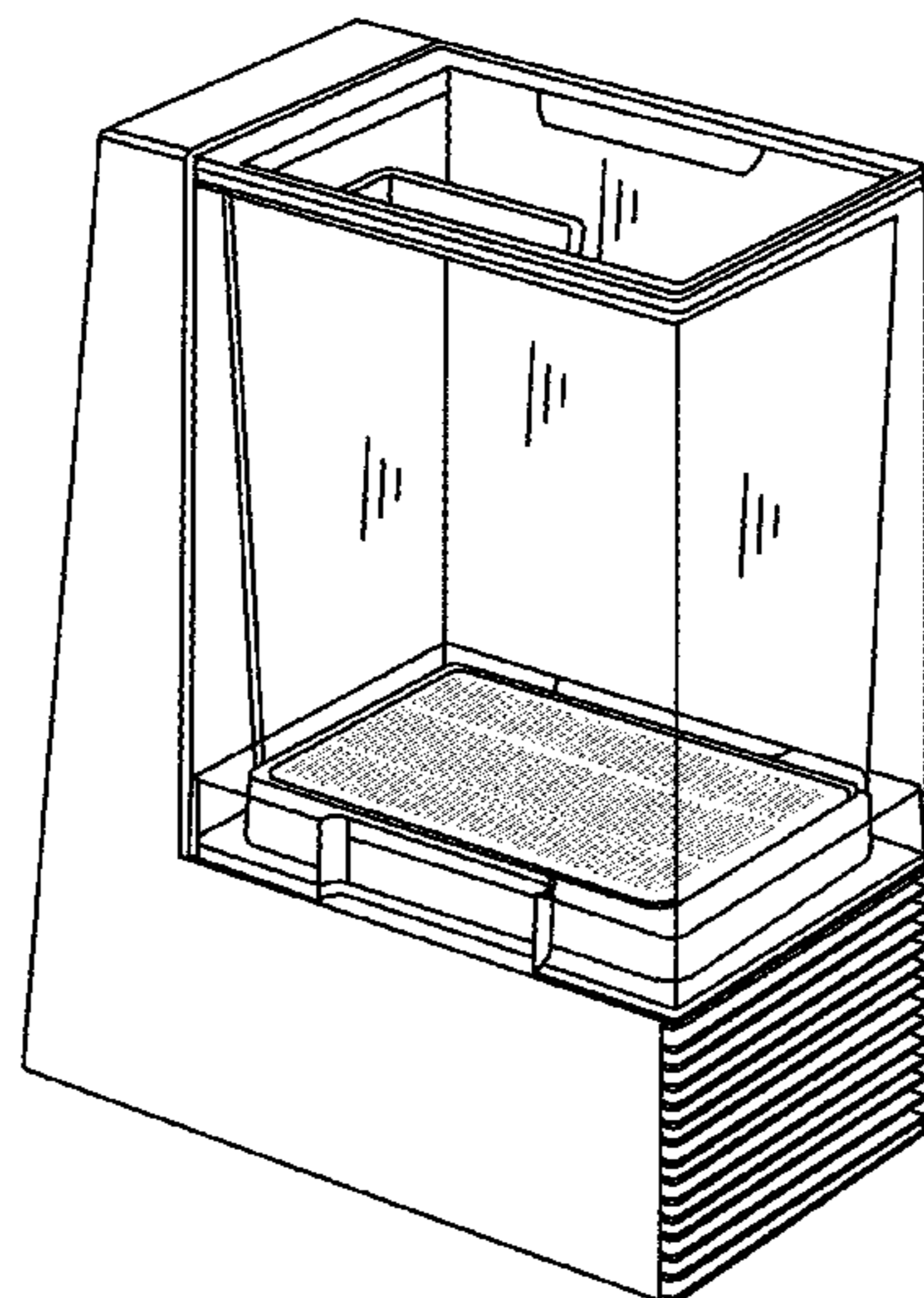
(57) **CLAIM**

The ornamental design for a cooking device, as shown and described.

DESCRIPTION

FIG. 1 is a front perspective view of a cooking device; FIG. 2 is a rear perspective view of the cooking device of FIG. 1; FIG. 3 is a front view of the cooking device of FIG. 1; FIG. 4 is a rear view of the cooking device of FIG. 1; FIG. 5 is a right side view of the cooking device of FIG. 1; FIG. 6 is a left side view of the cooking device of FIG. 1; FIG. 7 is a top view of the cooking device of FIG. 1; and, FIG. 8 is a view in perspective of the bottom of the cooking device of FIG. 1 showing the grid inside the cooking device. The oblique line shading shown in FIGS. 3, 5, 6 and 7 indicate transparent nature of parts of claimed cooking device. Images of FIGS. 1, 2, 7 were taken aiming to show the transparent nature of parts of the claimed cooking device.

1 Claim, 8 Drawing Sheets






FIG. 1




FIG. 2

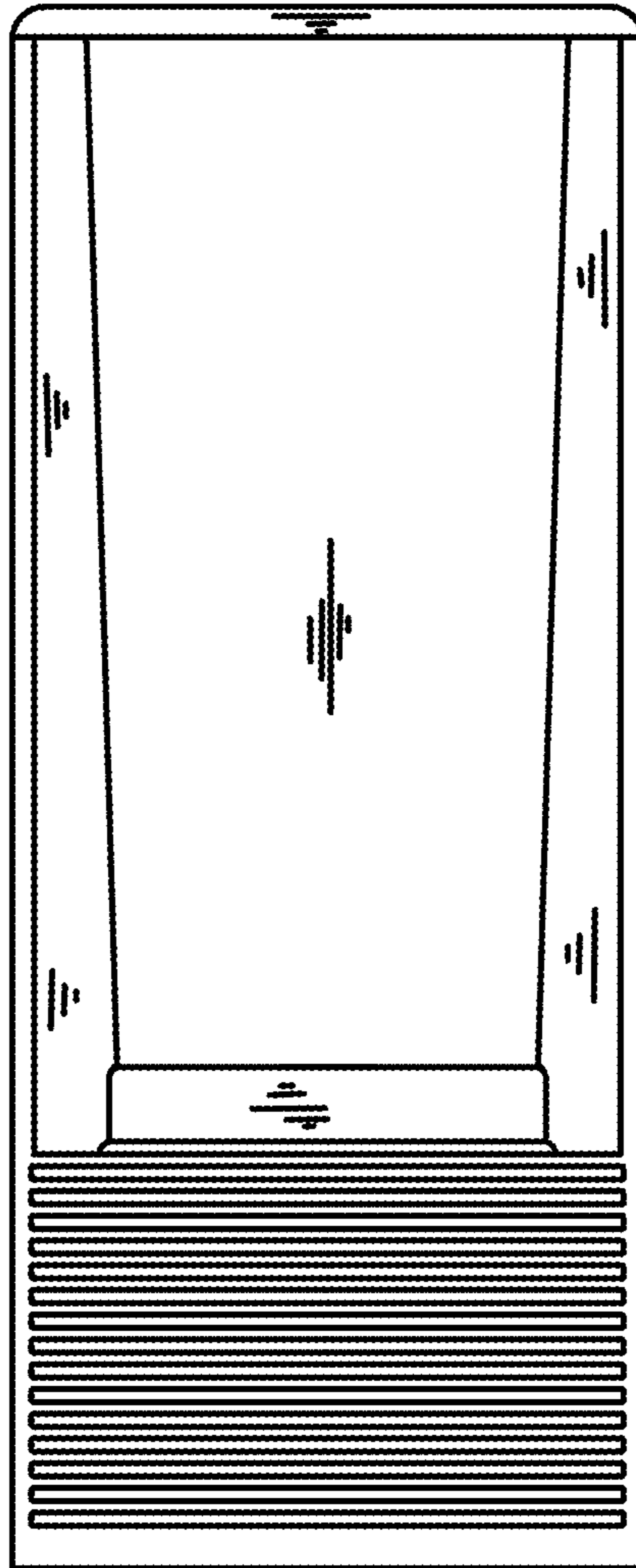


FIG. 3




FIG. 4

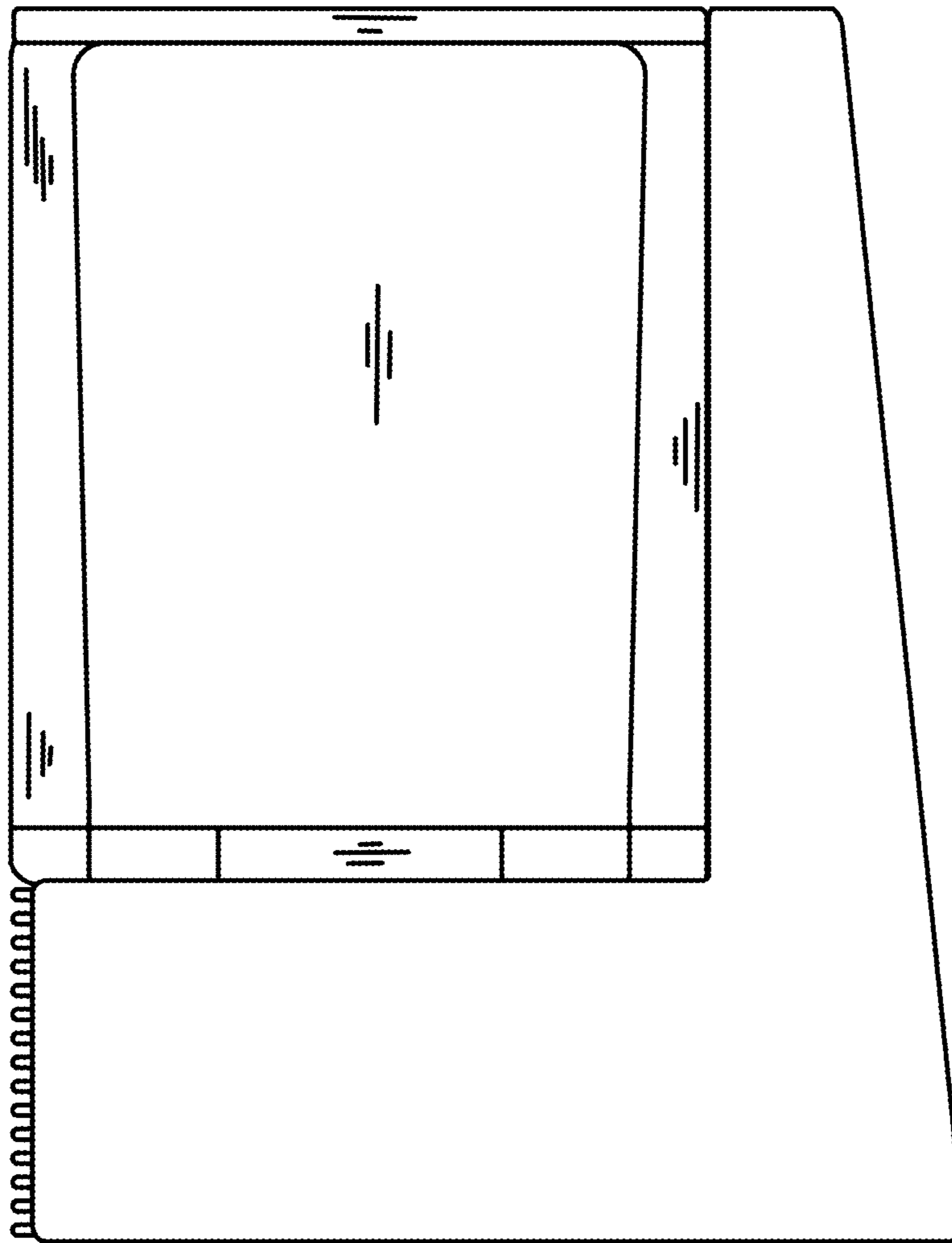


FIG. 5

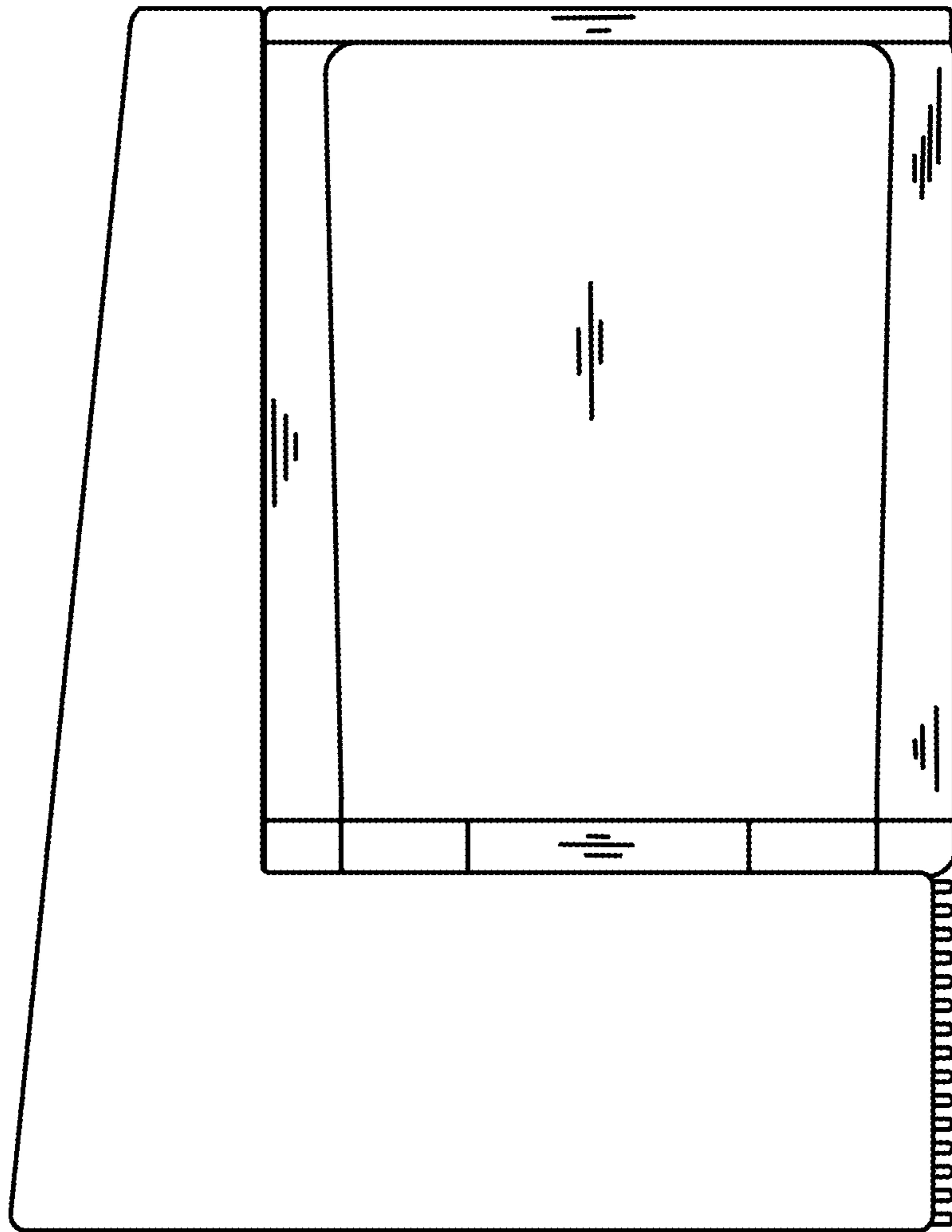


FIG. 6

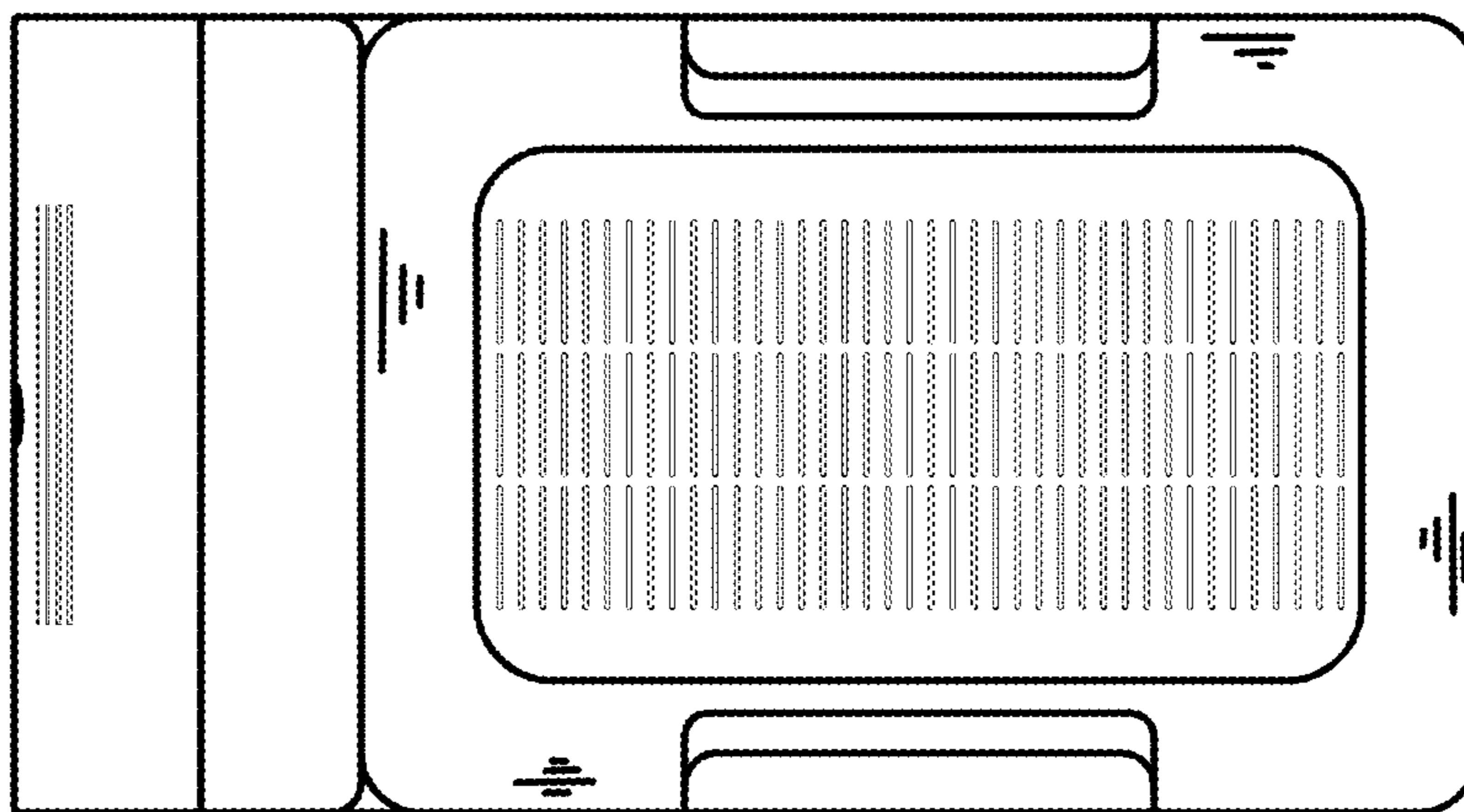


FIG. 7

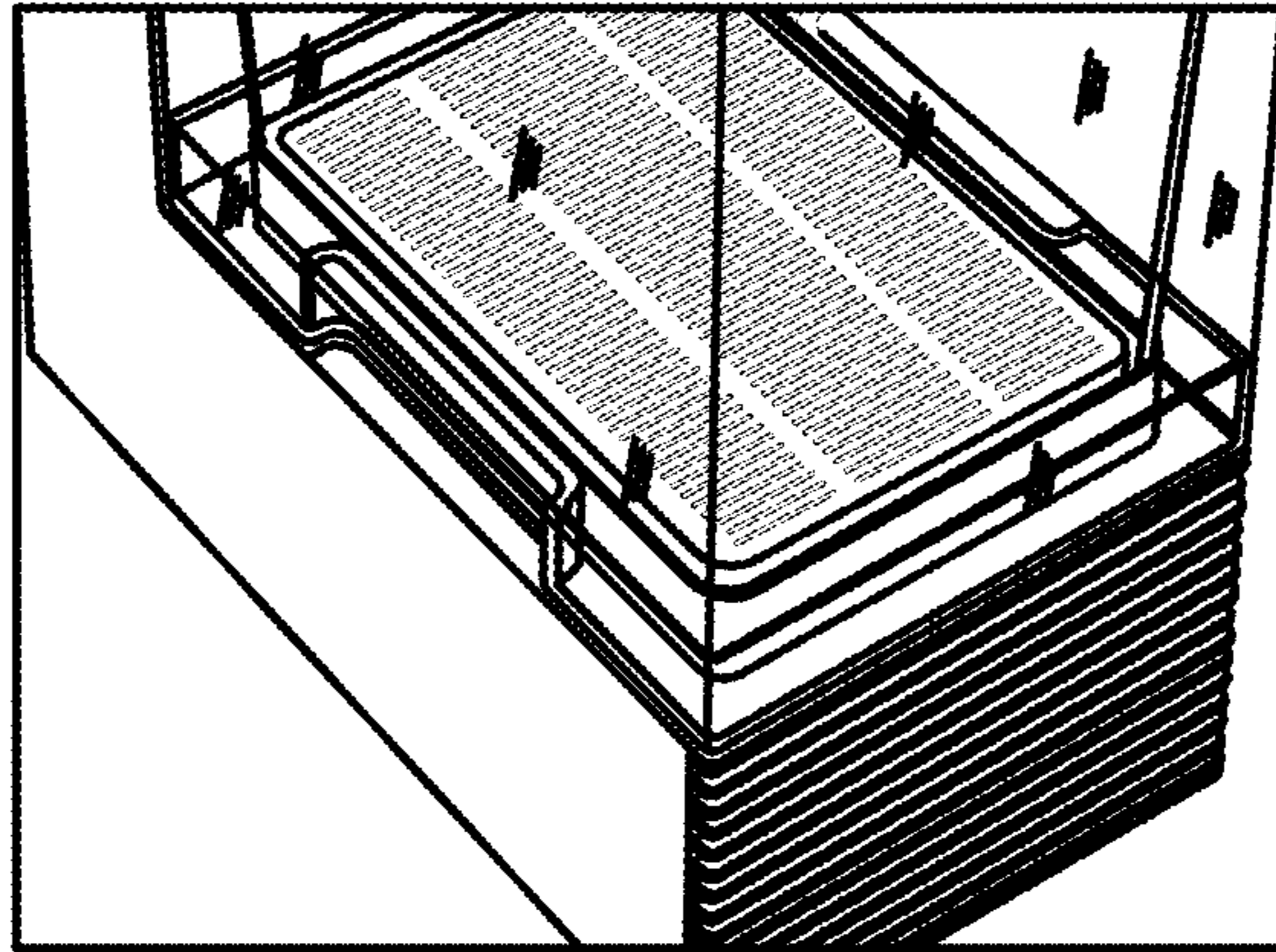


FIG. 8