

US00D863830S

(12) **United States Design Patent** (10) **Patent No.:** **US D863,830 S**
Bugg (45) **Date of Patent:** **** Oct. 22, 2019**

(54) **SHEET HOLDER**

(71) Applicant: **Ronald Lee Bugg**, Henderson, KY
(US)

(72) Inventor: **Ronald Lee Bugg**, Henderson, KY
(US)

(**) Term: **15 Years**

(21) Appl. No.: **29/632,517**

(22) Filed: **Jan. 8, 2018**

(51) **LOC (12) Cl.** **06-99**

(52) **U.S. Cl.**
USPC **D6/607**

(58) **Field of Classification Search**
USPC D6/603, 606, 607
CPC A47G 9/02; A47G 9/0207; A47G 9/0238;
A47G 9/0223; A47G 9/0261; A47G 9/06;
A47G 9/066; A47C 21/022
See application file for complete search history.

(56) **References Cited**

U.S. PATENT DOCUMENTS

- 1,513,009 A * 10/1924 Robb A47C 21/022
24/564
- 1,577,089 A * 3/1926 Whitford A47C 21/024
5/505.1

- D74,039 S * 12/1927 Ware D6/607
- 1,684,443 A * 9/1928 Harris A47C 21/022
24/72.5
- D155,654 S * 10/1949 Tharler 24/72.5
- 5,191,664 A * 3/1993 Wyatt A47C 21/022
24/72.5
- D357,382 S * 4/1995 Stoeltzing D2/625
- D635,389 S * 4/2011 Patzer D6/607
- D712,179 S * 9/2014 Baker D6/607
- D725,944 S * 4/2015 Eubank D6/607
- D770,812 S * 11/2016 Browning D6/607
- 2019/0125091 A1 * 5/2019 Downes A47C 21/022

* cited by examiner

Primary Examiner — R. Johnson

(74) *Attorney, Agent, or Firm* — Gary K. Price

(57) **CLAIM**

The ornamental design for a sheet holder, as shown and described.

DESCRIPTION

FIG. 1 is a front perspective view of the sheet holder.
FIG. 2 is a rear view of FIG. 1.
FIG. 3 is a side view of FIG. 1.
FIG. 4 is a top view of FIG. 1; and,
FIG. 5 is a sectional view of FIG. 1; the rear portion of the sheet holder shown cutaway.

1 Claim, 5 Drawing Sheets

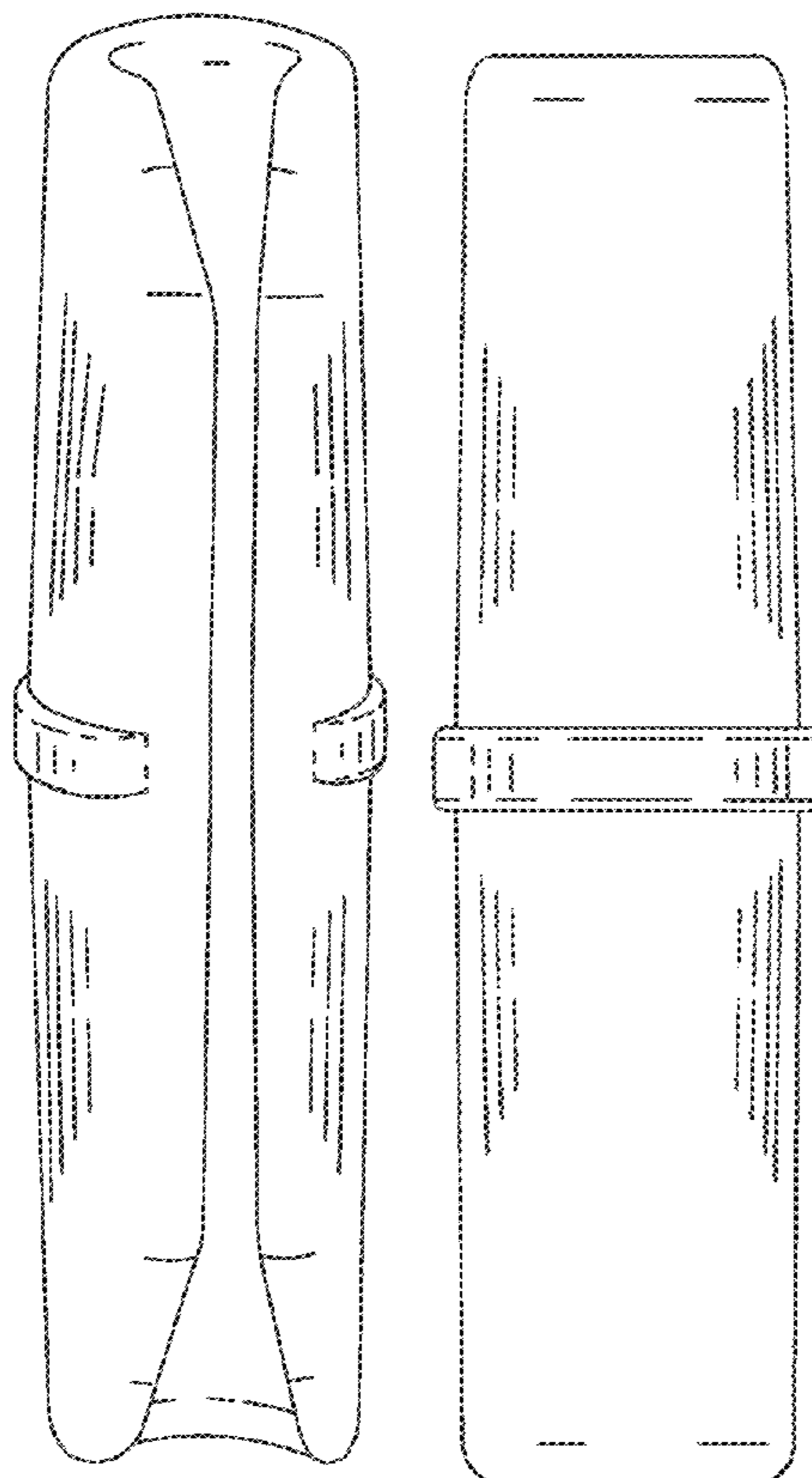


FIG. 1

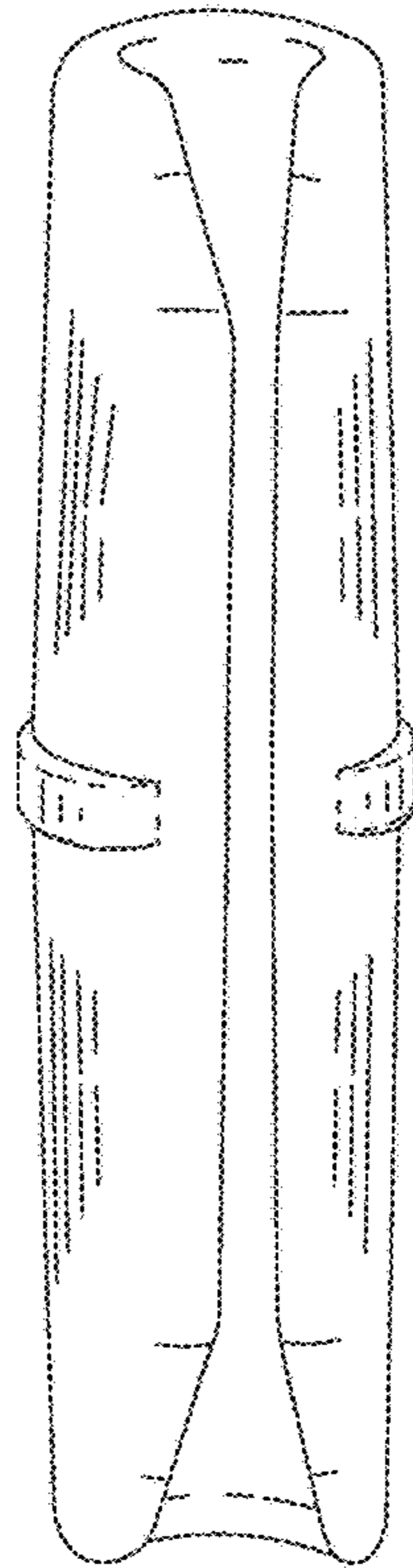


FIG.2

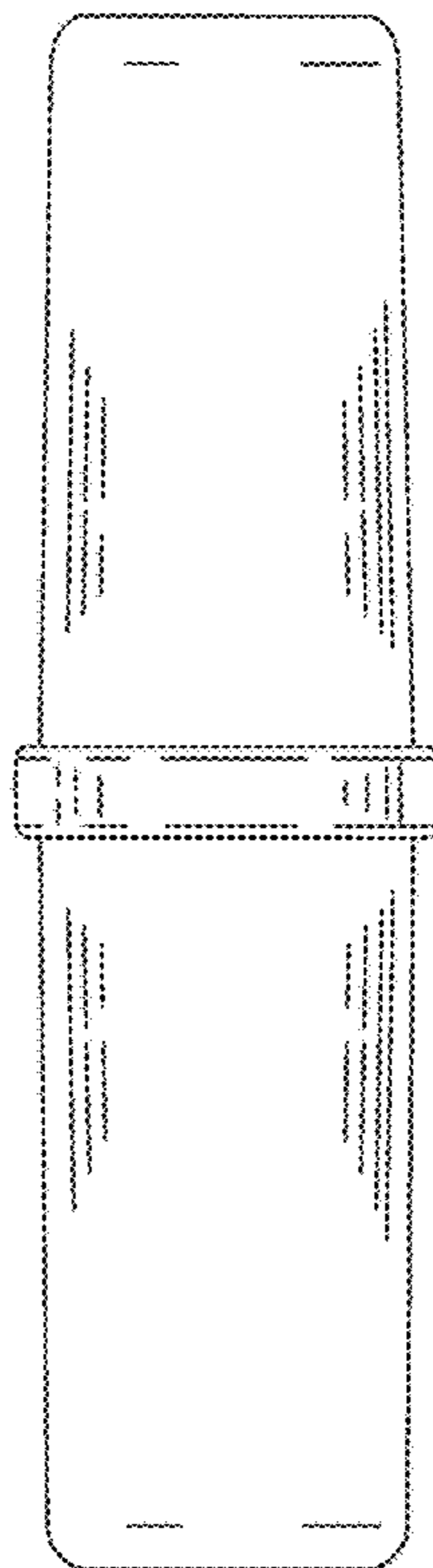


FIG. 3

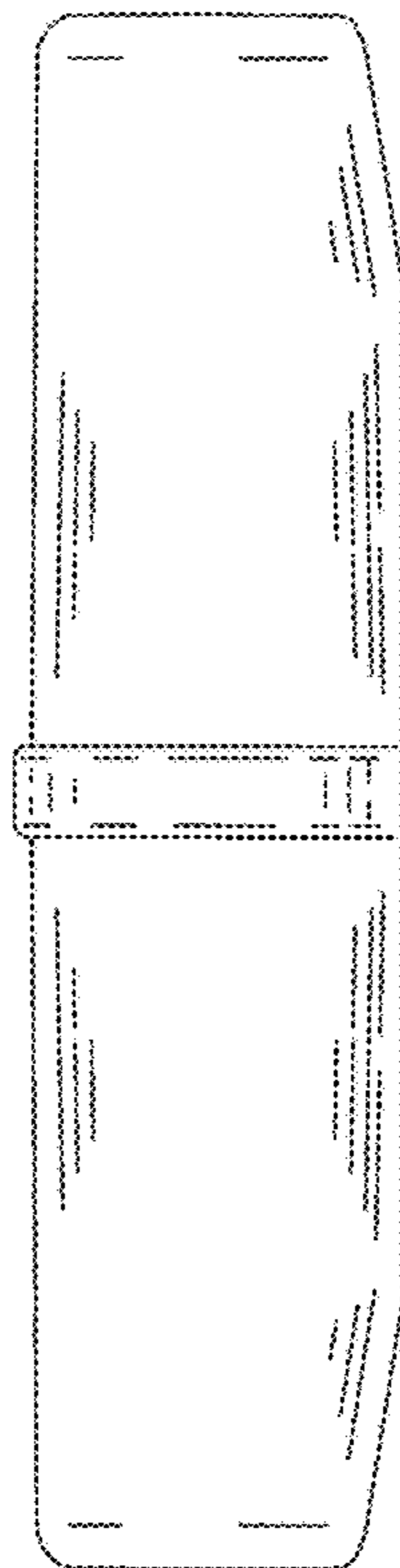


FIG 4




FIG. 5

