



US00D863821S

(12) **United States Design Patent**  
**Haces Castro**

(10) **Patent No.:** **US D863,821 S**

(45) **Date of Patent:** **\*\* Oct. 22, 2019**

(54) **MATTRESS COVER**

(71) Applicant: **SHOP LATINO NETWORK, S. DE R.L. DE C.V.**, Mexico City (MX)

(72) Inventor: **María José Haces Castro**, Mexico City (MX)

(73) Assignee: **SHOP LATINO NETWORK, S. DE R.L. DE C.V.**, Mexico City (MX)

(\*\*) Term: **15 Years**

(21) Appl. No.: **29/647,780**

(22) Filed: **May 15, 2018**

(30) **Foreign Application Priority Data**

Nov. 17, 2017 (MX) ..... MX/f/2017/003630

(51) **LOC (12) Cl.** ..... **06-13**

(52) **U.S. Cl.**  
USPC ..... **D6/596**

(58) **Field of Classification Search**  
USPC ..... D6/595, 596, 601, 606  
CPC ..... A47C 23/00; A47C 27/00; A47C 27/002;  
A47C 27/08  
See application file for complete search history.

(56) **References Cited**

**U.S. PATENT DOCUMENTS**

D266,470 S \* 10/1982 Gammons ..... D24/184  
4,711,067 A 12/1987 Magni  
D326,204 S \* 5/1992 Main ..... 5/736

D356,917 S \* 4/1995 Marshburn ..... D5/52  
D356,918 S \* 4/1995 Marshburn ..... D5/52  
5,636,395 A 6/1997 Serda  
D403,193 S \* 12/1998 Felter, Jr. .... D6/596  
D438,417 S \* 3/2001 Liu ..... D6/596  
D486,343 S \* 2/2004 Feuer ..... D6/596  
8,719,977 B2 5/2014 Rabbany et al.  
2006/0048303 A1 3/2006 Reyes Cuadros  
2010/0005595 A1 1/2010 Gladney et al.  
2017/0354269 A1\* 12/2017 Burriss ..... A47C 27/22

**FOREIGN PATENT DOCUMENTS**

CN 101058348 A 10/2007  
WO 2004032682 A2 4/2004  
WO 2005041720 A2 5/2005

\* cited by examiner

*Primary Examiner* — R. Johnson

(74) *Attorney, Agent, or Firm* — The Webb Law Firm



(57) **CLAIM**

The ornamental design for a mattress cover, as shown and described.

**DESCRIPTION**

FIG. 1 is a top, right perspective view of a mattress cover showing my new design;  
FIG. 2 is a top perspective view thereof; the mattress cover shown flattened, in an extended condition;  
FIG. 3 is a top, left, rear perspective view thereof;  
FIG. 4 is a top view thereof;  
FIG. 5 is a bottom view thereof; and,  
FIG. 6 is a top, front perspective view thereof, shown as used on a mattress.

**1 Claim, 6 Drawing Sheets**






FIG 1




FIG 2




FIG 3



FIG 4



FIG 5




FIG 6