



US00D863810S

(12) **United States Design Patent** (10) **Patent No.:** **US D863,810 S**
Citterio (45) **Date of Patent:** **** Oct. 22, 2019**

(54) **SOFA**

(71) Applicant: **VITRA PATENTE AG**, Birsfelden (CH)

(72) Inventor: **Antonio Citterio**, Milan (IT)

(73) Assignee: **Vitra Patente AG** (CH)

(**) Term: **15 Years**

(21) Appl. No.: **29/692,747**

(22) Filed: **May 28, 2019**

Related U.S. Application Data

(62) Division of application No. 29/613,700, filed on Aug. 11, 2017.

(30) **Foreign Application Priority Data**

Feb. 23, 2017 (WO) DM/095430
Apr. 4, 2017 (WO) DM/095566

(51) **LOC (12) Cl.** **06-01**

(52) **U.S. Cl.**
USPC **D6/375; D6/377**

(58) **Field of Classification Search**
USPC D6/334-336, 371, 374, 375, 377, 381,
D6/716, 716.1, 716.2, 716.4, 601
CPC .. A47C 7/18; A47C 7/24; A47C 17/00; A47C
17/02; A47C 17/04; A47C 17/045; A47C
17/12; A47C 17/132; A47C 17/14; A47C
17/175; A47C 1/00

See application file for complete search history.

(56) **References Cited**

U.S. PATENT DOCUMENTS

D175,106 S *	7/1955	Faller	D6/377
D181,738 S *	12/1957	Lubbert et al.	D6/377
D183,413 S *	8/1958	Wilson	D6/377
D193,929 S *	10/1962	Ritts	D6/377
D199,789 S *	12/1964	Pearsall	D6/381
D201,130 S *	5/1965	Pearsall	D6/381
D431,381 S *	10/2000	Gomez	D6/377
D526,803 S *	8/2006	Lee	D6/381
D587,029 S *	2/2009	Mourgue	D6/381
D641,564 S *	7/2011	Urquiola	D6/381
D648,950 S *	11/2011	Urquiola	D6/381
D725,931 S *	4/2015	Lievore	D6/381
D743,181 S *	11/2015	Cardona	D6/381
D747,115 S *	1/2016	Lievore	D6/375
D799,222 S *	10/2017	Pathiratne	D6/335

FOREIGN PATENT DOCUMENTS

EP 2090192 A1 * 8/2009 A47C 3/16

* cited by examiner

Primary Examiner — Mimoso De

(74) *Attorney, Agent, or Firm* — Eric L. Sophir; Dentons US LLP

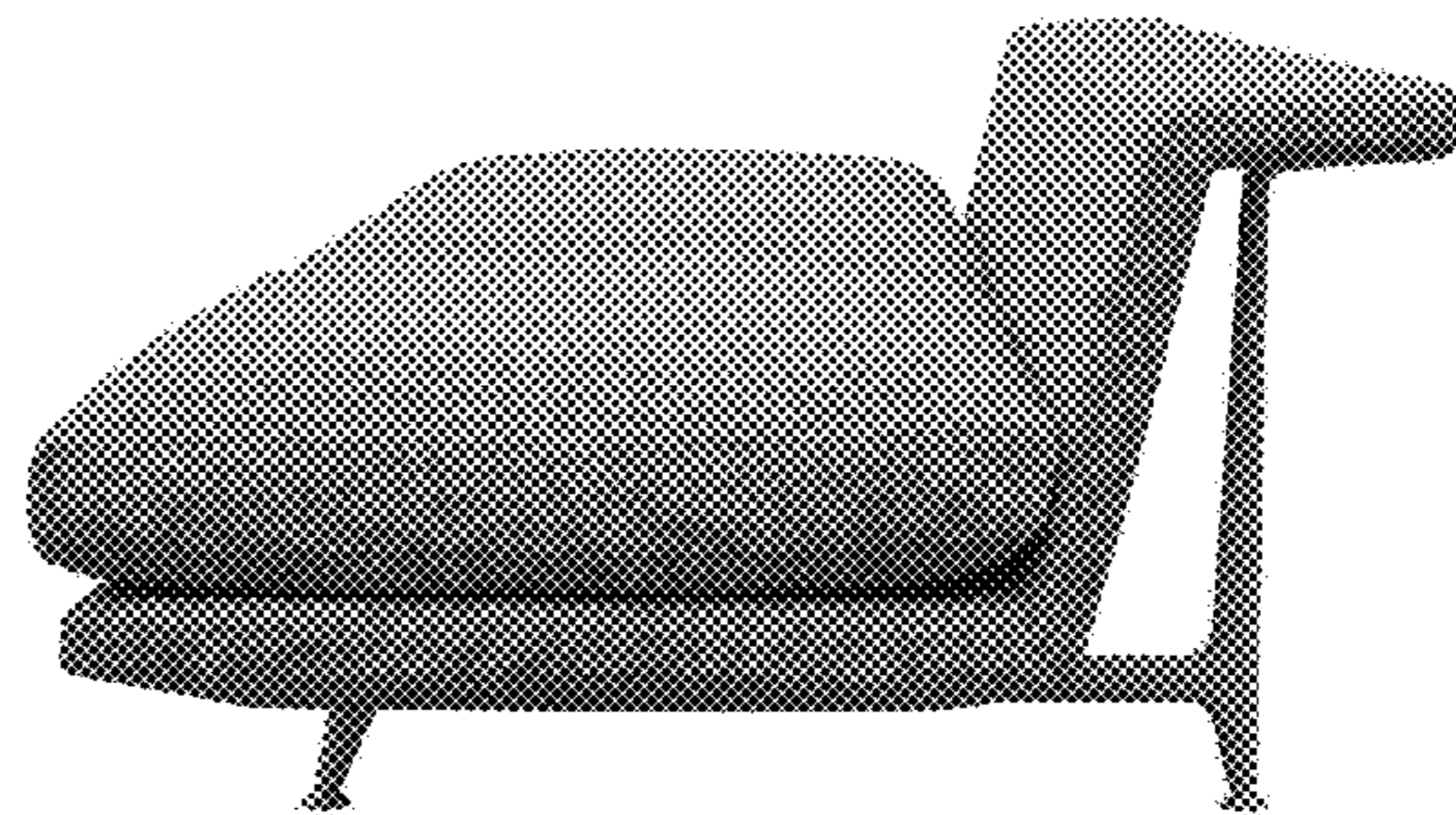

(57) **CLAIM**

The ornamental design of a sofa, as shown and described.

DESCRIPTION

FIG. 1 is a front, right perspective-view of a sofa;
FIG. 2 is a front view thereof;
FIG. 3 is a right-side view thereof;
FIG. 4 is a back view thereof;
FIG. 5 is a left-side view thereof; and,
FIG. 6 is a top view thereof.

1 Claim, 6 Drawing Sheets



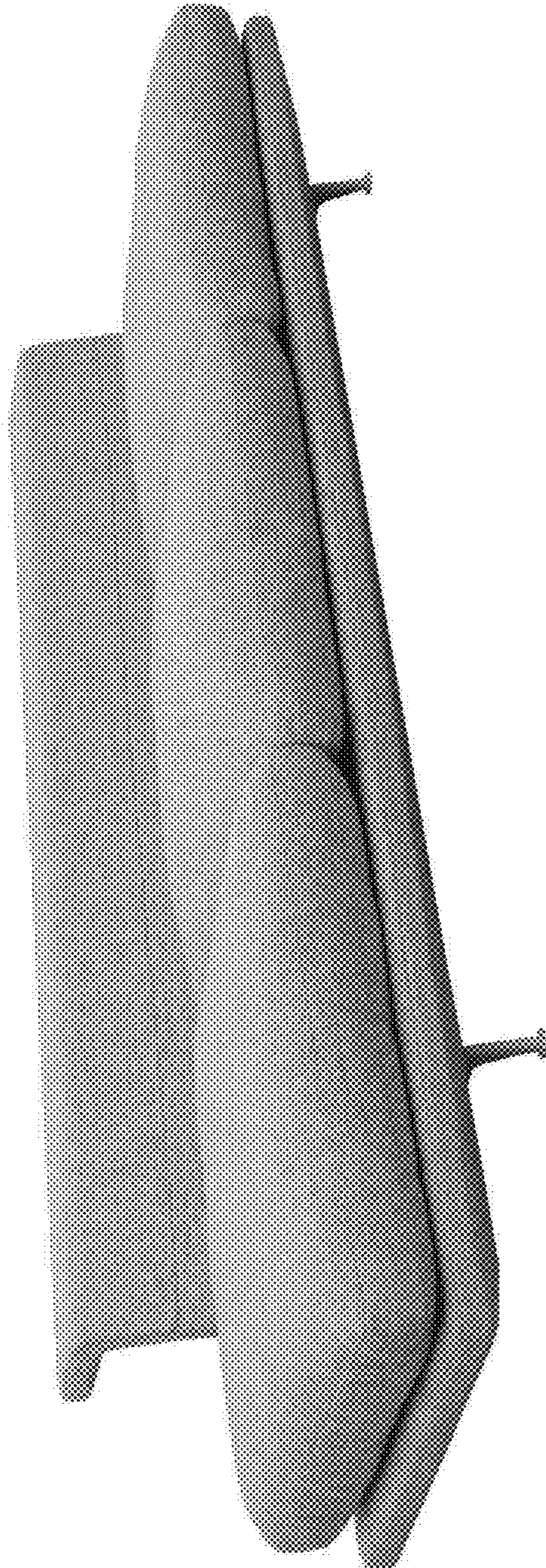


FIG. 1




FIG. 2




FIG. 3




FIG. 4




FIG. 5




FIG. 6