



US00D863792S

(12) **United States Design Patent** (10) **Patent No.:** **US D863,792 S**
Ho (45) **Date of Patent:** **** Oct. 22, 2019**

(54) **GARMENT HANGER**
(71) Applicant: **Sourcing Solutions International Limited, Kowloon (HK)**
(72) Inventor: **Leung Ho, Kowloon (HK)**
(73) Assignee: **Sourcing Solutions International Limited, Kowloon (HK)**
(**) Term: **15 Years**
(21) Appl. No.: **29/657,149**
(22) Filed: **Jul. 19, 2018**
(51) **LOC (12) Cl.** **06-08**
(52) **U.S. Cl.**
USPC **D6/318**
(58) **Field of Classification Search**
USPC D6/315-328
CPC A47G 25/28; A47G 25/743; A47G 25/26;
A47G 25/442; A47G 25/30; A47G 25/36;
A47G 25/16; A47G 25/14; A47G 25/18;
A47G 25/005; A47F 7/19; A47F 7/00
See application file for complete search history.

(56) **References Cited**
U.S. PATENT DOCUMENTS
D64,774 S * 5/1924 Ten Eyck 223/92
2,328,142 A * 8/1943 Hanauer A47G 25/36
223/87
2,337,828 A * 12/1943 Lipman A47G 25/36
223/87
2,355,984 A * 8/1944 Lupton A47G 25/36
223/87
3,194,458 A * 7/1965 Bennett A47G 25/28
223/87
5,005,742 A * 4/1991 Smith A47G 25/48
223/85
D321,288 S * 11/1991 Nichol, Jr. D6/315

D366,569 S * 1/1996 Coles D6/315
5,632,423 A * 5/1997 Louw A47G 25/48
223/85
5,868,289 A * 2/1999 Lee A47G 25/36
223/85
7,198,182 B1 * 4/2007 Schulman A47G 25/1442
223/87
D548,982 S 8/2007 Chernicoff
D563,680 S 3/2008 Barker
D563,681 S 3/2008 Barker
D563,682 S 3/2008 Barker
D563,683 S 3/2008 Barker
D564,242 S 3/2008 Barker
D575,533 S 8/2008 Barker
D582,166 S 12/2008 Barker
D605,859 S 12/2009 Barker
D605,860 S 12/2009 Barker
D605,861 S * 12/2009 Meadows D6/315
D649,365 S * 11/2011 Young D6/318
D650,177 S * 12/2011 Kimpton D6/318
D659,411 S 5/2012 Hyman
D716,563 S 11/2014 Lee
D743,179 S 11/2015 Barker
D794,343 S * 8/2017 Raznick D6/319

(Continued)

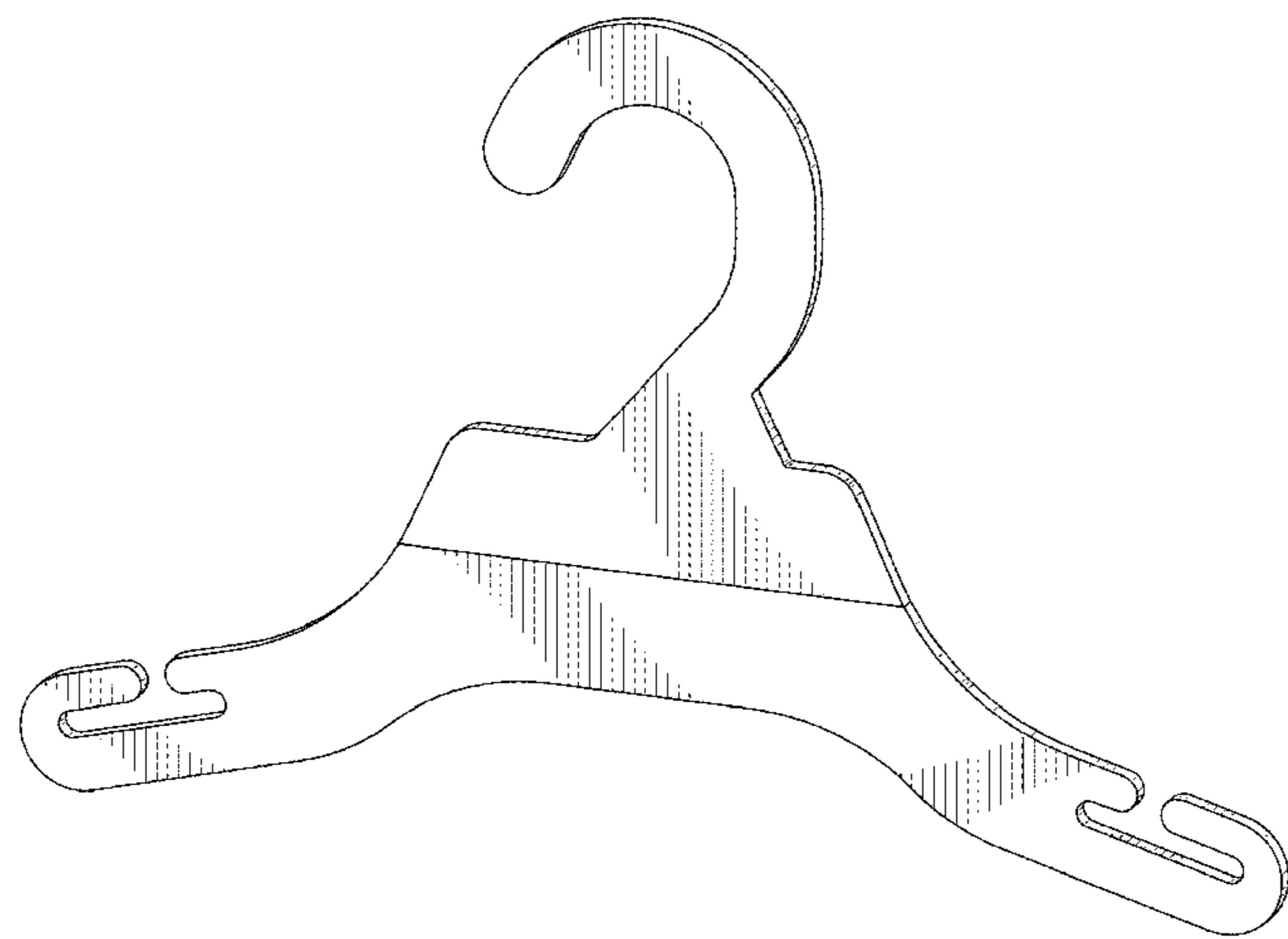
Primary Examiner — Lauren R Calve
(74) Attorney, Agent, or Firm — Schroeder Law PC

(57) **CLAIM**
The ornamental design for a garment hanger, as shown and described.

DESCRIPTION

FIG. 1 is a front perspective view of a garment hanger showing my new design;
FIG. 2 is a front elevation view thereof;
FIG. 3 is a right side elevation view thereof;
FIG. 4 is a left side elevation view thereof;
FIG. 5 is a rear elevation view thereof; and,
FIG. 6 is a bottom view thereof.

1 Claim, 5 Drawing Sheets



(56)

References Cited

U.S. PATENT DOCUMENTS

D816,351 S * 5/2018 Clark D6/318
2015/0021367 A1* 1/2015 Schaffer A47G 25/36
223/85

* cited by examiner

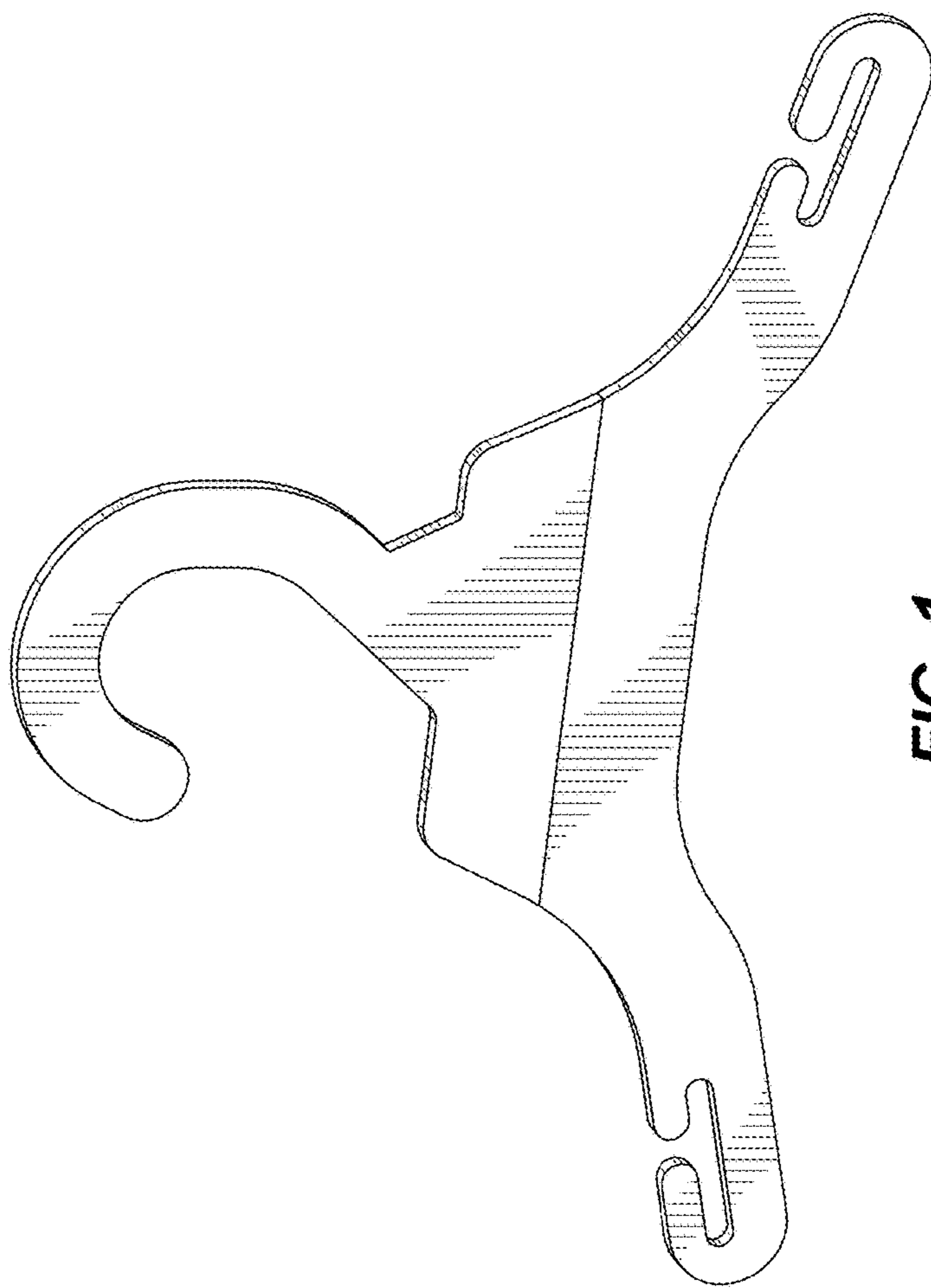


FIG. 1

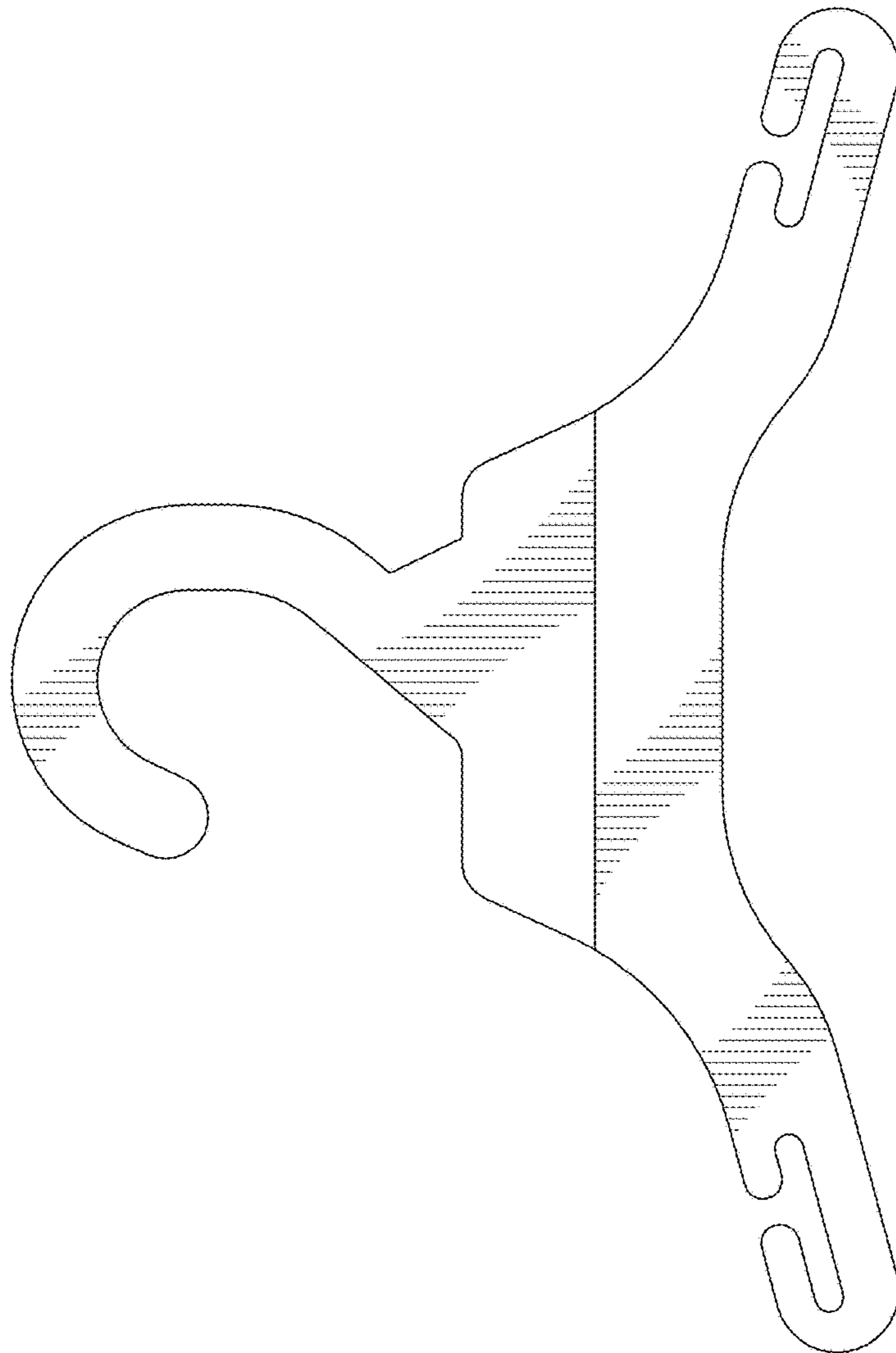


FIG. 2



FIG. 3

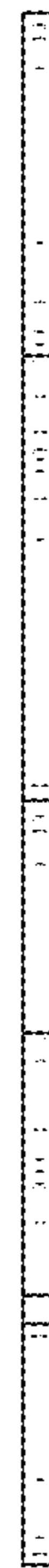


FIG. 4

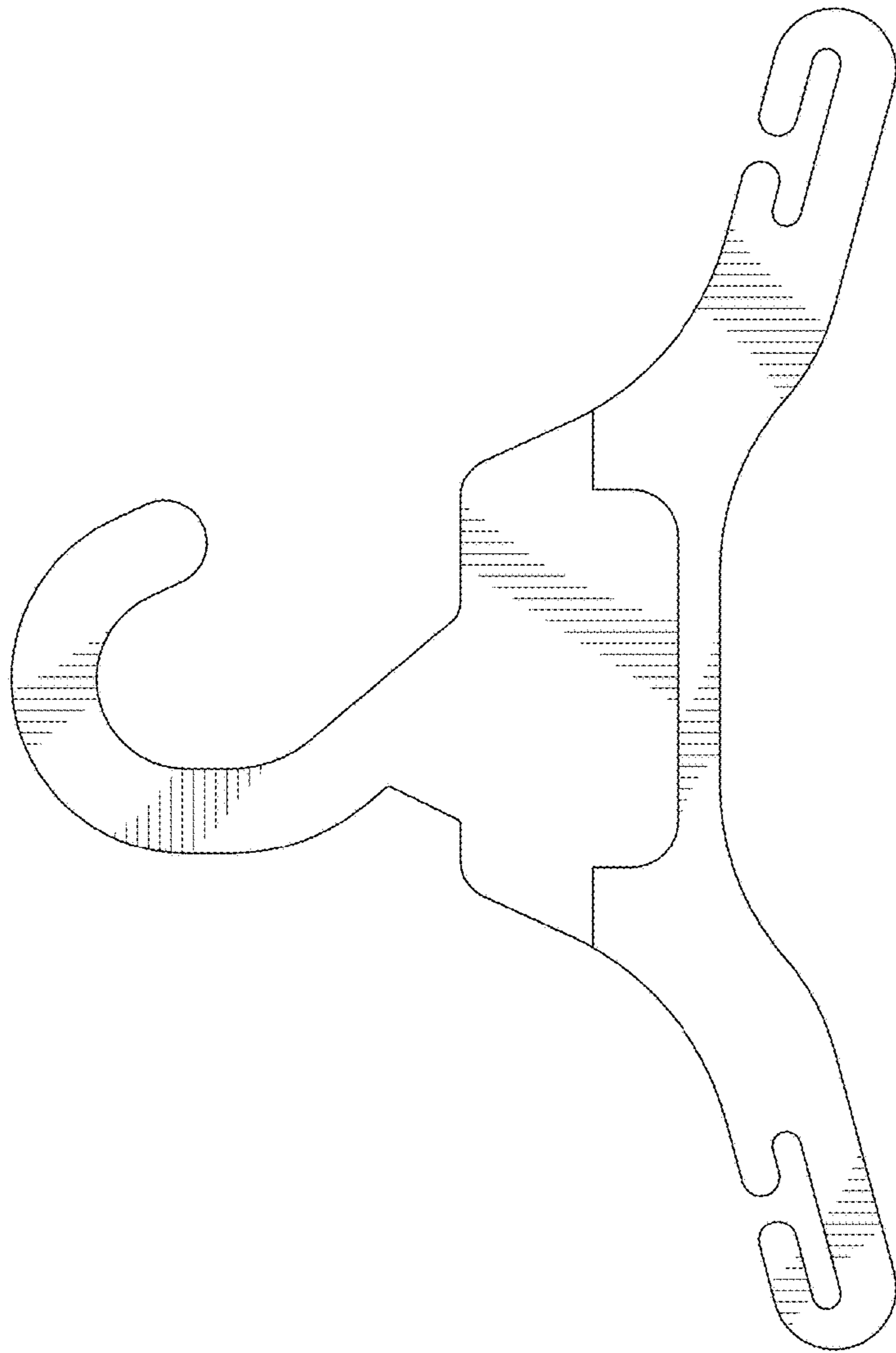


FIG. 5



FIG. 6