



US00D863782S

(12) **United States Design Patent**
Sze

(10) **Patent No.:** **US D863,782 S**
(45) **Date of Patent:** **** Oct. 22, 2019**

- (54) **HAIRBRUSH**
- (71) Applicant: **Tung Hing Plastic Manufactory Limited, Hong Kong (HK)**
- (72) Inventor: **Ka Chuen Sze, Hong Kong (HK)**
- (73) Assignee: **TUNG HING PLASTIC MANUFACTORY LIMITED, Hong (HK)**
- (**) Term: **15 Years**
- (21) Appl. No.: **29/656,398**
- (22) Filed: **Jul. 12, 2018**
- (30) **Foreign Application Priority Data**
Jan. 31, 2018 (EM) 004688158
- (51) **LOC (12) Cl.** **04-02**
- (52) **U.S. Cl.**
USPC **D4/134**
- (58) **Field of Classification Search**
USPC D4/128, 129, 130, 134, 136, 137, 138,
D4/199; D24/211; D30/158; D8/83,
D8/DIG. 7, DIG. 8
CPC A46B 5/02; A46B 9/023; A46B 9/028;
A46B 9/06; A46B 2200/104; A46B
5/0025
See application file for complete search history.

- (56) **References Cited**
U.S. PATENT DOCUMENTS
1,860,924 A * 5/1932 Cooke A46B 5/0025
15/111
2,438,268 A * 3/1948 Bressler A46B 5/0025
15/167.1
2,676,350 A * 4/1954 Bressler A46B 5/0025
15/167.1

- 2,685,703 A * 8/1954 Dellenbach A46B 5/0025
15/167.1
 - 2,730,747 A * 1/1956 Bressler A46B 5/0025
15/201
 - 3,140,499 A * 7/1964 Du Bois A46B 5/00
15/160
 - 3,253,292 A * 5/1966 Herschensohn A46B 5/0025
132/156
 - 4,211,217 A * 7/1980 Gueret A46B 3/20
601/137
 - 4,472,853 A * 9/1984 Rauch A46B 5/0025
132/308
 - D366,567 S * 1/1996 Gertsma D4/133
 - D504,235 S * 4/2005 Kuo D4/133
 - D510,483 S * 10/2005 Kuo D4/128
 - D518,644 S * 4/2006 Park D4/128
- (Continued)

FOREIGN PATENT DOCUMENTS

- EM 001264865-0001 * 3/2011
 - KR 300879746.0000 * 11/2016
- (Continued)

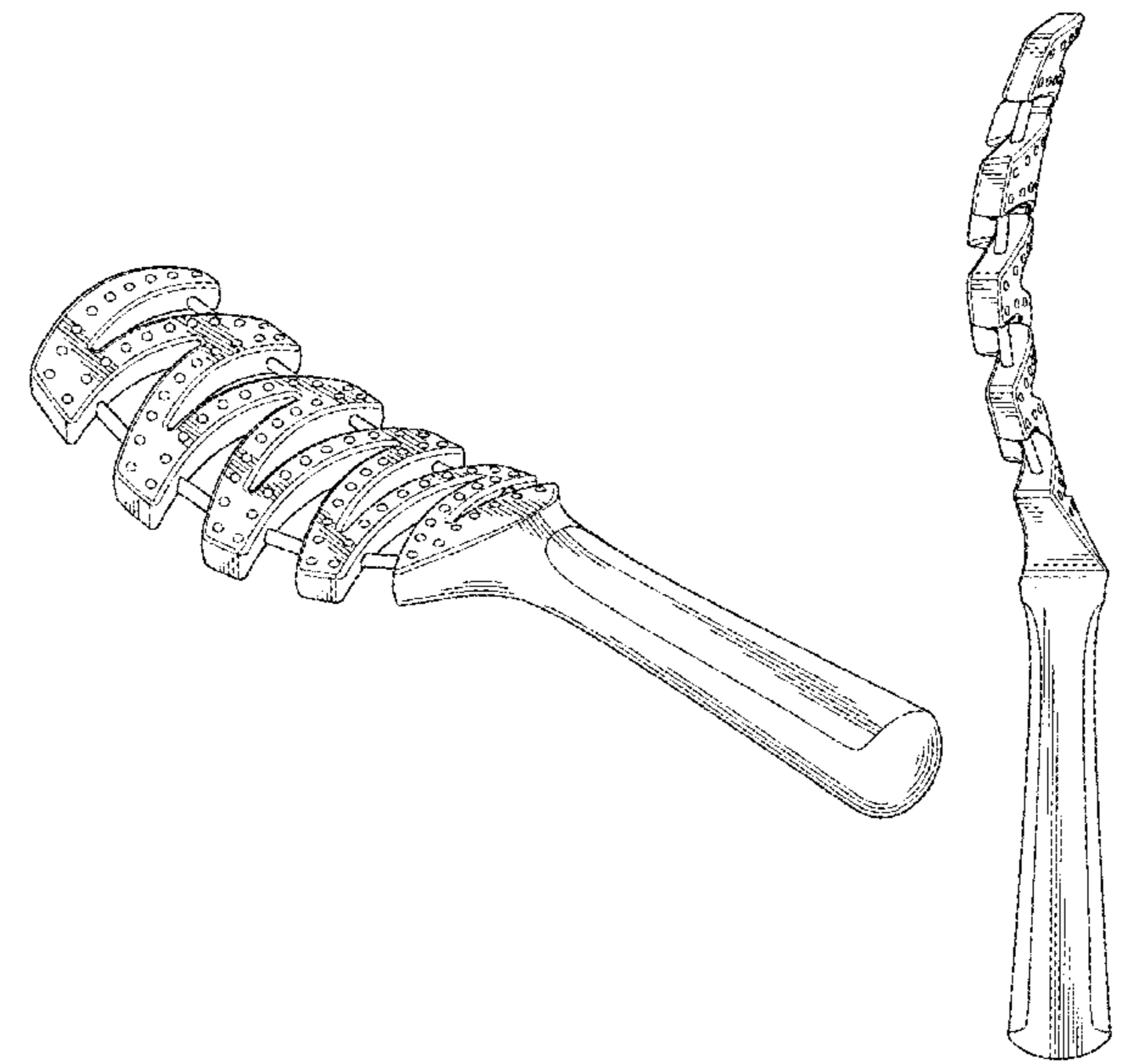
Primary Examiner — Karen E Eldridge Powers
(74) *Attorney, Agent, or Firm* — Heslin Rothenberg Farley & Mesiti P.C.; Melvin Li; Adolph Bohnstedt

(57) **CLAIM**
The ornamental design for a hairbrush, as shown and described.

DESCRIPTION

FIG. 1 is a perspective view of an embodiment of a new design for a hairbrush according to the present invention; FIG. 2 is a front elevation view thereof; FIG. 3 is a side elevation view thereof; FIG. 4 is a rear elevation view thereof; FIG. 5 is an opposite side elevation view thereof; FIG. 6 is a top plan view thereof; and, FIG. 7 is a bottom plan thereof.

1 Claim, 4 Drawing Sheets



(56)

References Cited

U.S. PATENT DOCUMENTS

7,497,219 B2 * 3/2009 Gueret A45D 33/006
132/200
D710,114 S * 8/2014 Yao D4/128
D782,829 S * 4/2017 Park D4/138
D783,292 S * 4/2017 Chang D4/128
D784,705 S * 4/2017 York D4/128
D792,711 S * 7/2017 Hou D4/133
D815,839 S * 4/2018 Rosenzweig D4/136
D828,040 S * 9/2018 Rosenzweig D4/138
D841,339 S * 2/2019 Rosenzweig D4/134
D845,644 S * 4/2019 Kuo D4/134
10,271,635 B2 * 4/2019 Sze A46B 3/005
D847,517 S * 5/2019 Rosenzweig D4/138
2015/0135455 A1 * 5/2015 Reusche A46B 9/06
15/160
2017/0127815 A1 * 5/2017 Renfro A46B 9/023

FOREIGN PATENT DOCUMENTS

KR 300883501.0000 * 12/2016
KR 300935197.0000 * 12/2017
KR 300941448.0000 * 1/2018

* cited by examiner

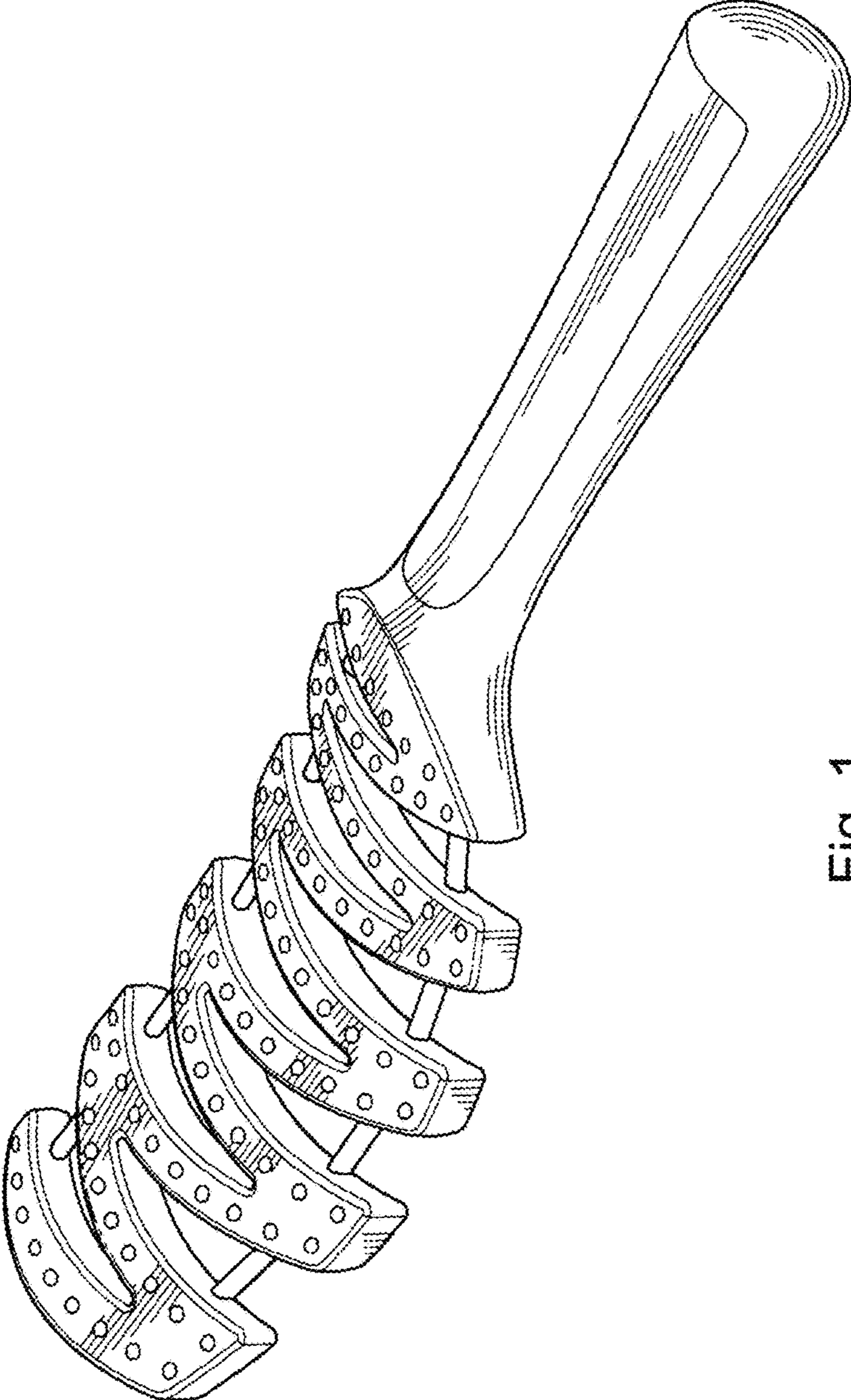


Fig. 1

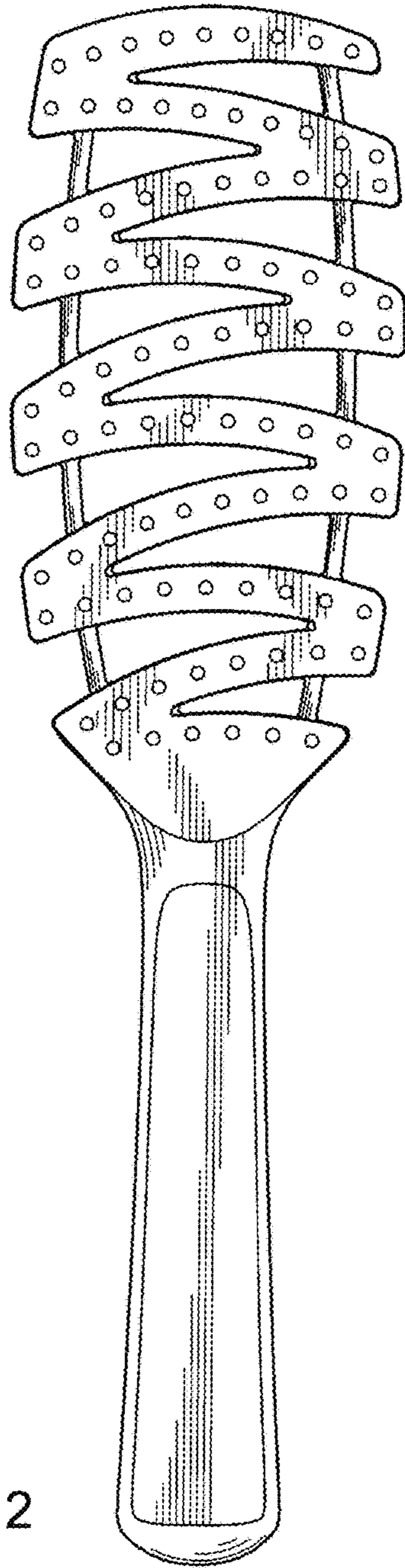


Fig. 2

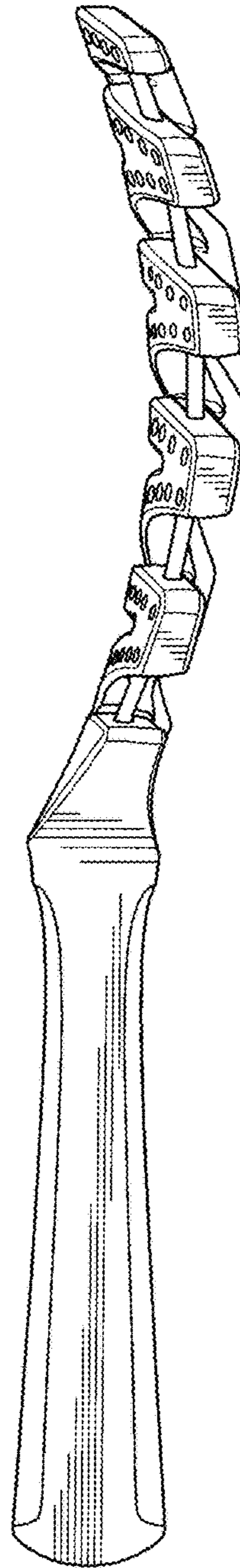


Fig. 3

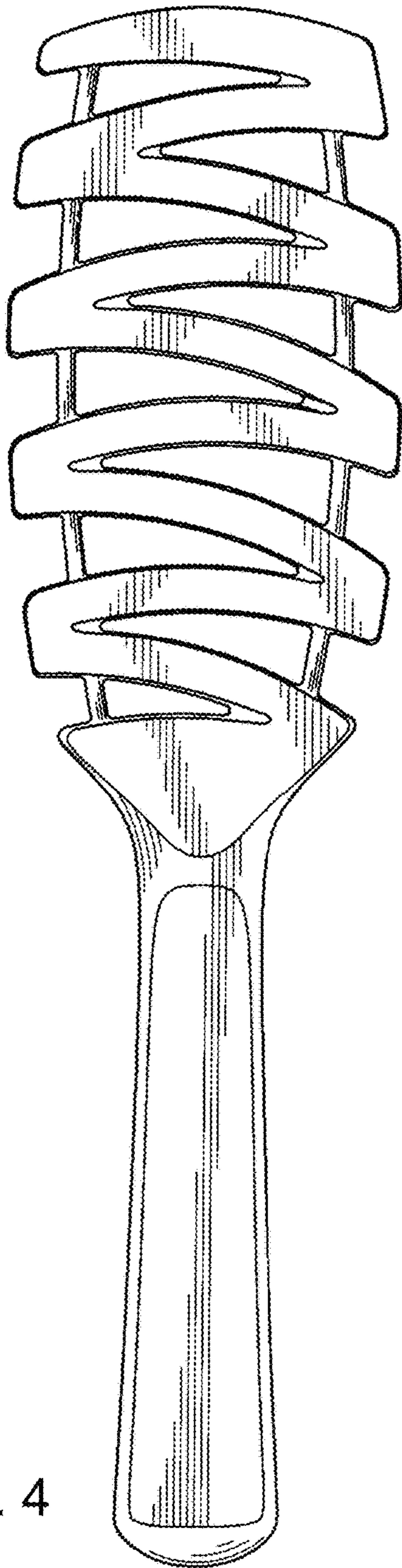


Fig. 4

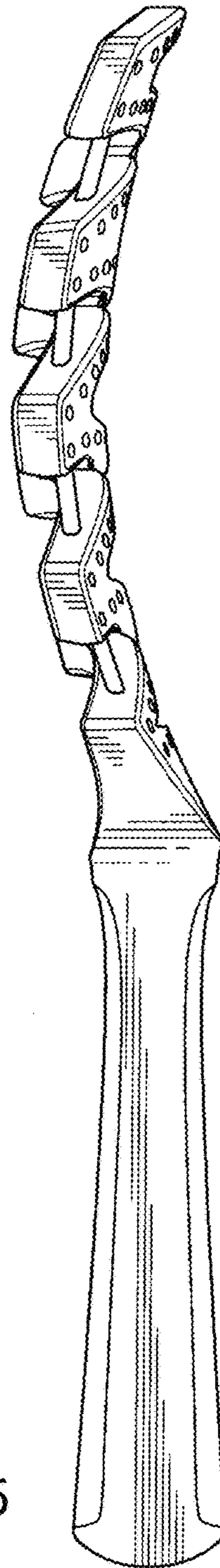


Fig. 5

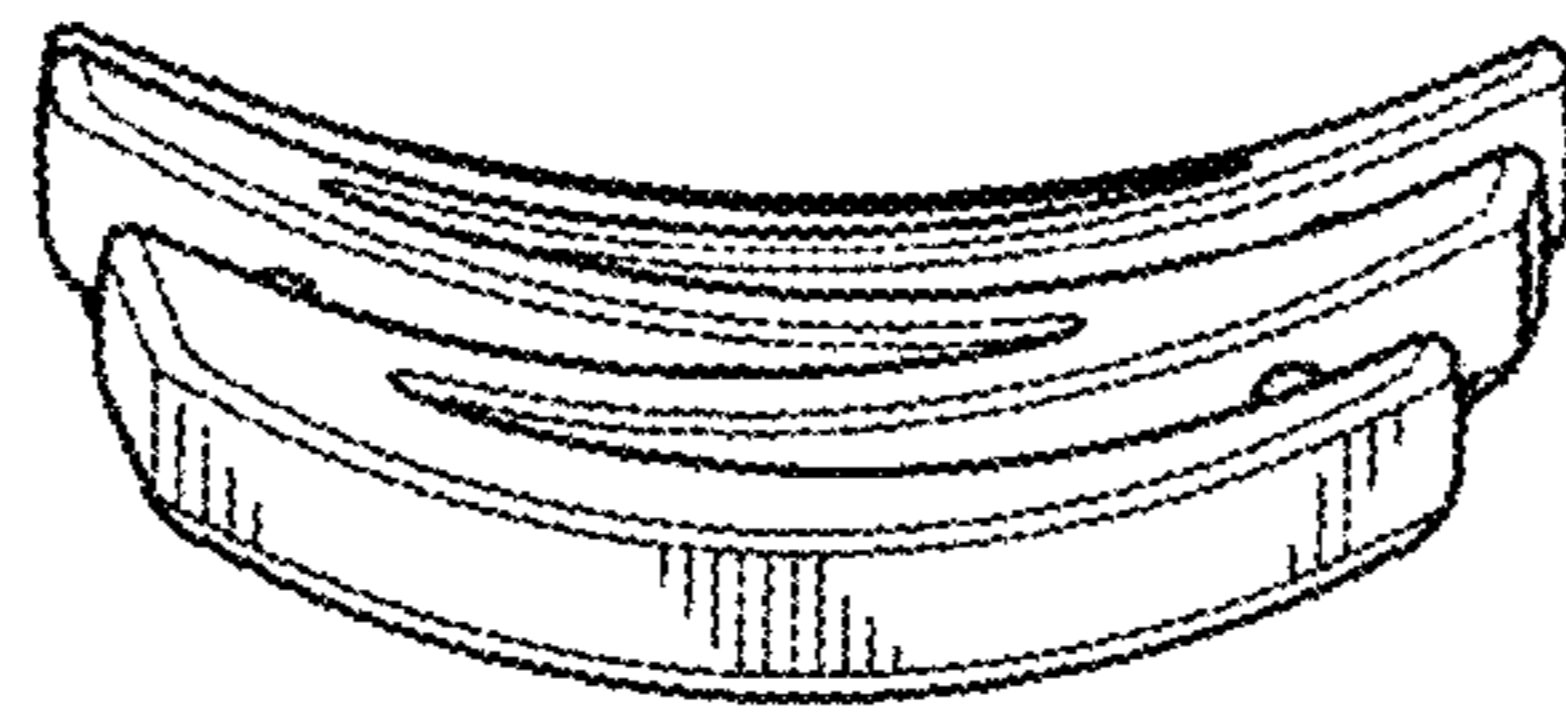


Fig. 6

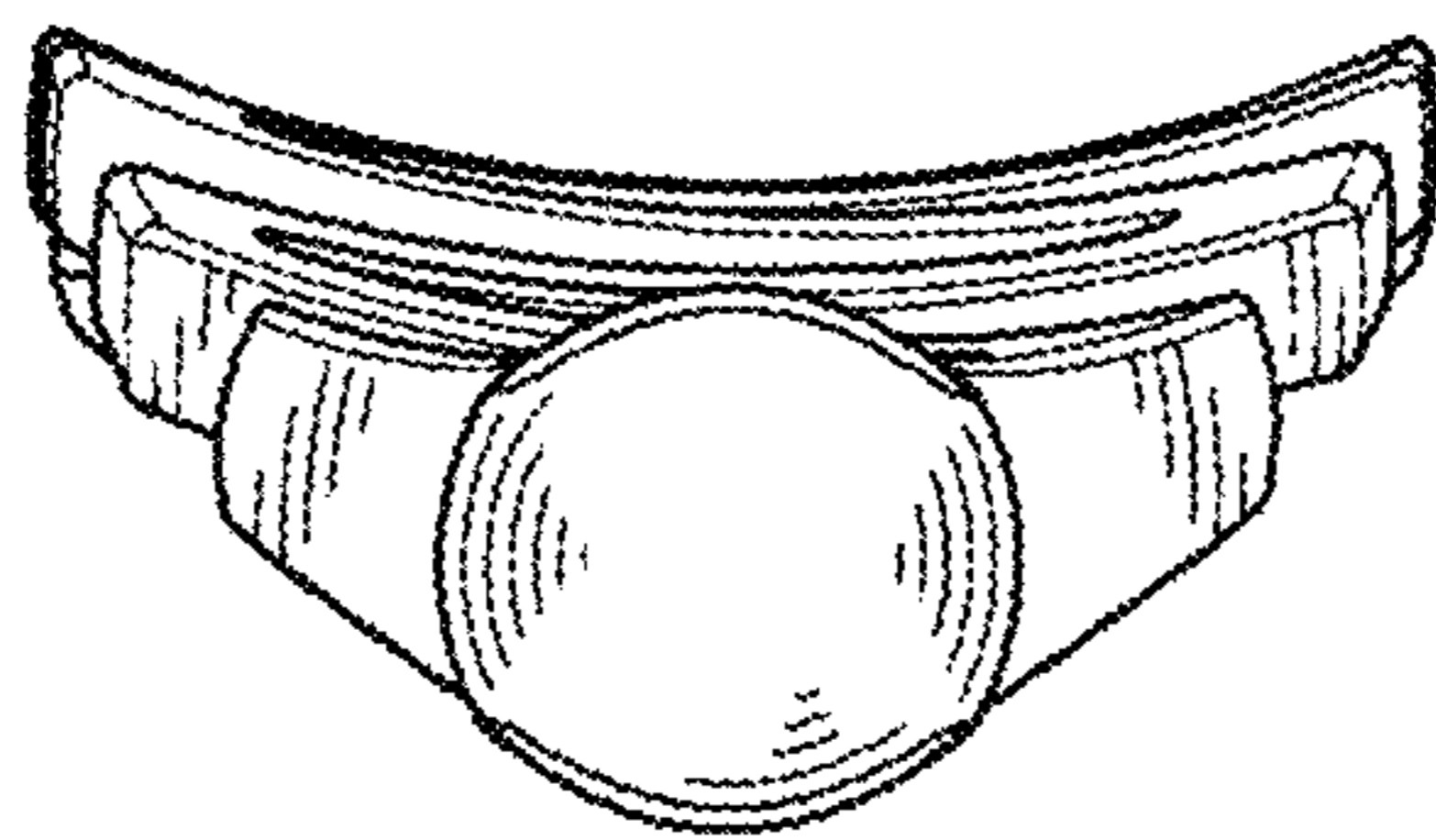


Fig. 7