

US00D863781S

(12) **United States Design Patent**
Matsushita

(10) **Patent No.:** **US D863,781 S**

(45) **Date of Patent:** **** Oct. 22, 2019**

(54) **BRUSH**

(71) Applicant: **MTG CO., LTD.**, Nagoya-shi, Aichi (JP)

(72) Inventor: **Tsuyoshi Matsushita**, Nagoya (JP)

(73) Assignee: **MTG CO., LTD.**, Nagoya-shi, Aichi (JP)

(**) Term: **15 Years**

(21) Appl. No.: **29/666,577**

(22) Filed: **Oct. 15, 2018**

(30) **Foreign Application Priority Data**

Apr. 24, 2018 (JP) 2018-008918

(51) **LOC (12) Cl.** **04-02**

(52) **U.S. Cl.**
USPC **D4/129; D24/214**

(58) **Field of Classification Search**
USPC D4/128, 129, 130, 134, 136, 137, 138,
D4/199; D24/211, 214; D30/158;
D8/83, DIG. 7, DIG. 8
CPC A46B 5/02; A46B 9/023; A46B 9/028;
A46B 9/06; A46B 2200/104; A46B
5/0025; A46B 5/021
See application file for complete search history.

(56) **References Cited**

U.S. PATENT DOCUMENTS

D426,641 S * 6/2000 Smith D24/211
6,547,750 B2 * 4/2003 Huang A61H 7/003
15/186
D499,186 S * 11/2004 Chien D24/211
D499,810 S * 12/2004 Chien D24/211
7,107,645 B2 * 9/2006 Bressler A47L 23/12
15/105.52
D542,418 S * 5/2007 Chen D24/211

D569,106 S * 5/2008 Maruyama D4/100
D574,152 S * 8/2008 Holcomb D4/114
7,585,284 B2 * 9/2009 Zhadanov A61H 7/003
601/136
D644,030 S * 8/2011 Gates D4/137
8,533,894 B2 * 9/2013 Watanabe A45D 19/02
15/186
D746,062 S * 12/2015 Pan D4/127
2005/0138745 A1 * 6/2005 Huang A46B 3/22
15/187
2008/0172816 A1 * 7/2008 Zhadanov A46B 5/02
15/160
2009/0182249 A1 * 7/2009 Sakai A61H 7/005
601/136

FOREIGN PATENT DOCUMENTS

JP D1410230 * 3/2011
JP D1562321 * 11/2016
JP D1573555 * 4/2017

* cited by examiner

Primary Examiner — Karen E Eldridge Powers
(74) *Attorney, Agent, or Firm* — Sughrue Mion, PLLC

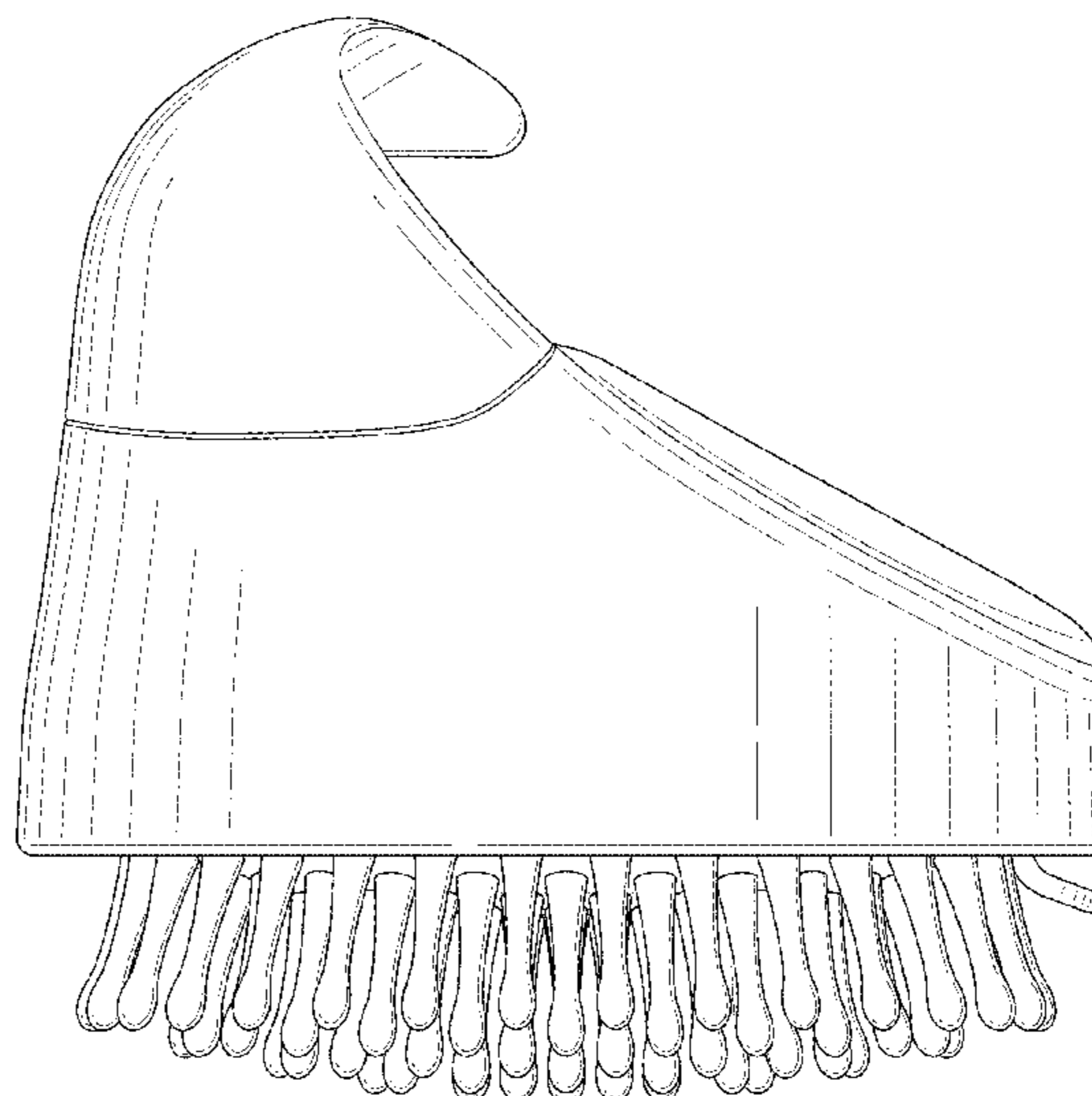
(57) **CLAIM**

The ornamental design for a brush, as shown and described.

DESCRIPTION

FIG. 1 is a perspective view of a brush, showing my new design;
FIG. 2 is a front elevation view thereof;
FIG. 3 is a rear elevation view thereof;
FIG. 4 is a left side elevation view thereof;
FIG. 5 is a right side elevation view thereof;
FIG. 6 is a top plan view thereof; and,
FIG. 7 is a bottom plan view thereof.
The broken lines shown are included for the purpose of illustrating the unclaimed portions of the brush and form no part of the claimed design.

1 Claim, 7 Drawing Sheets



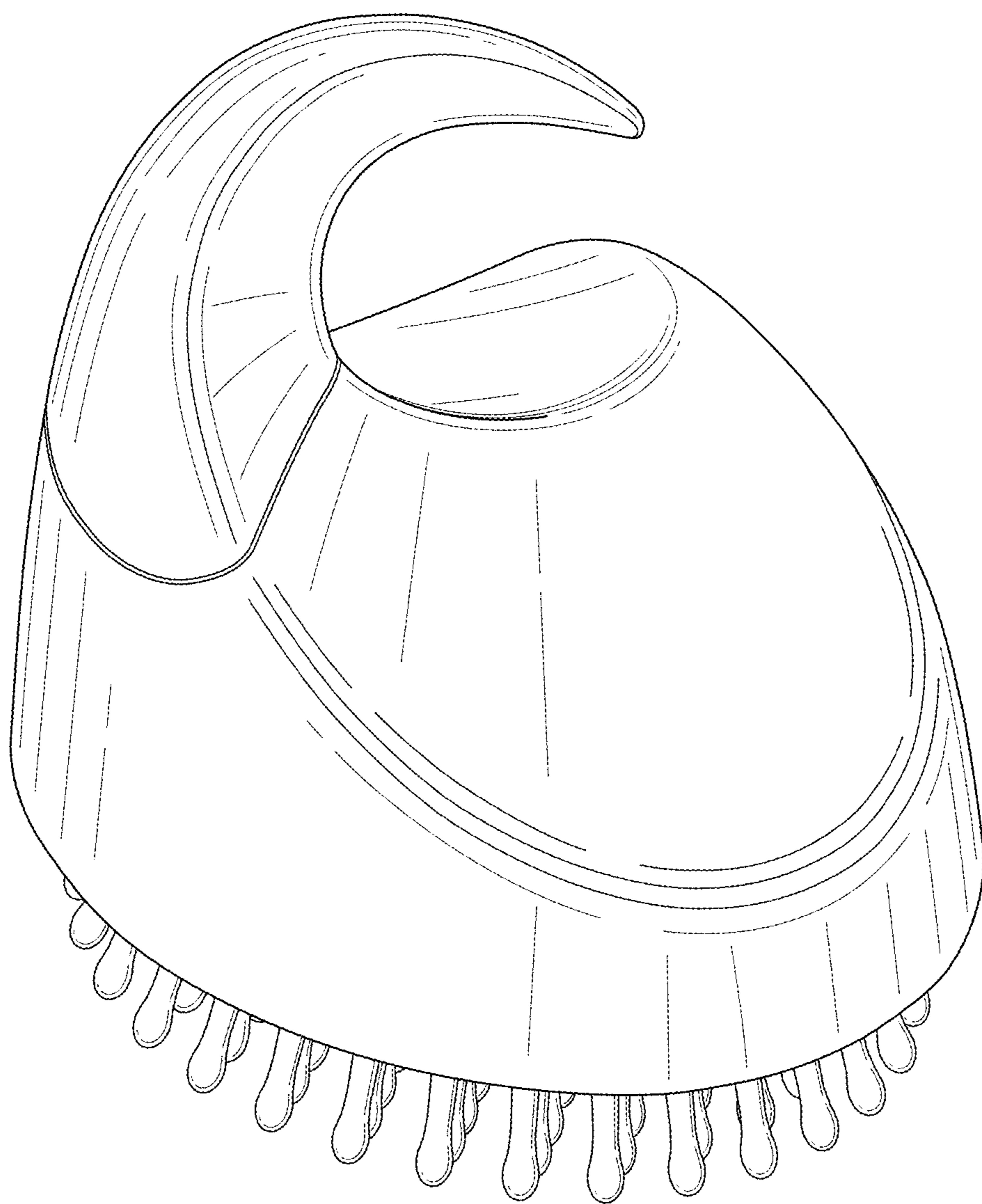


FIG. 1

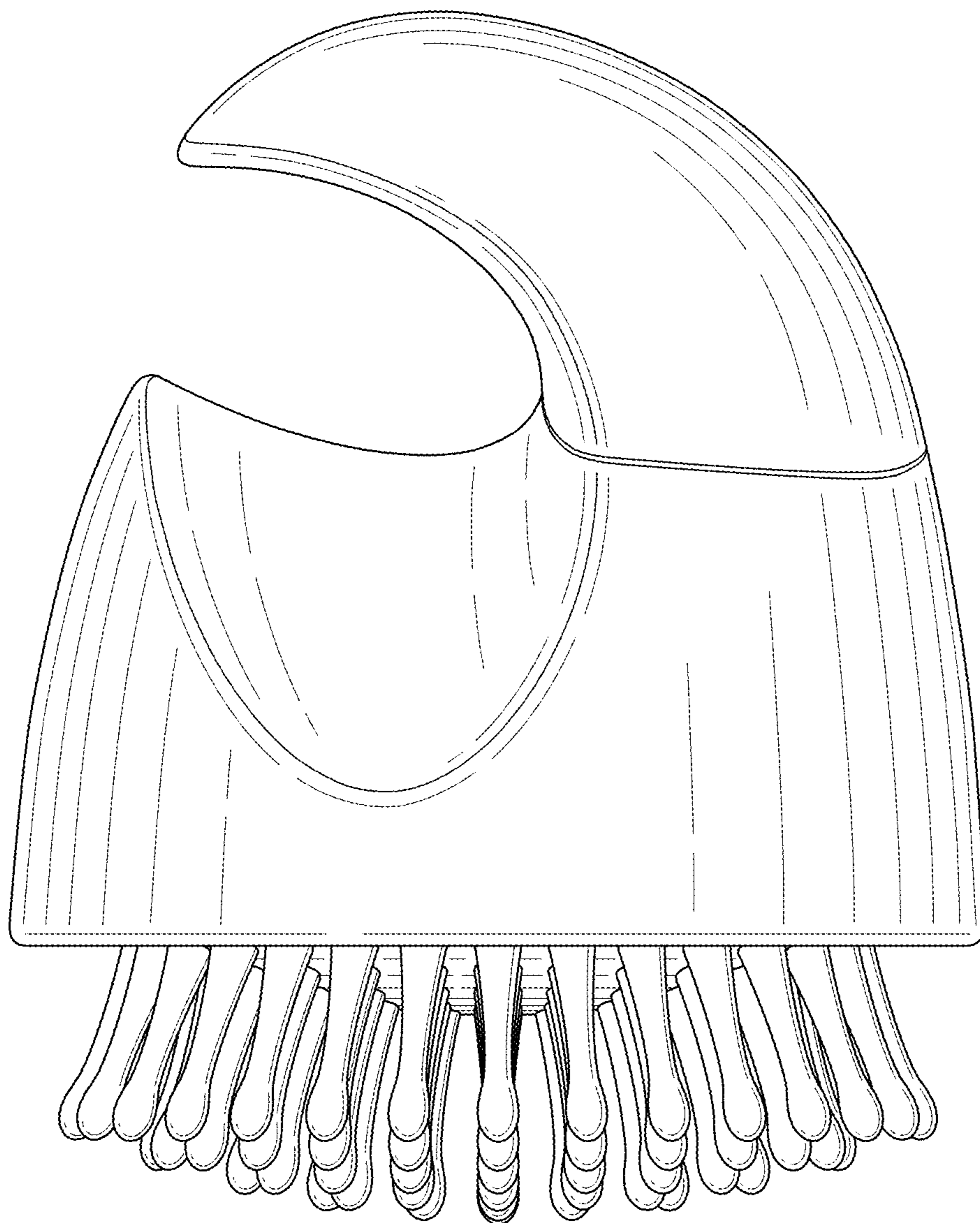


FIG. 2

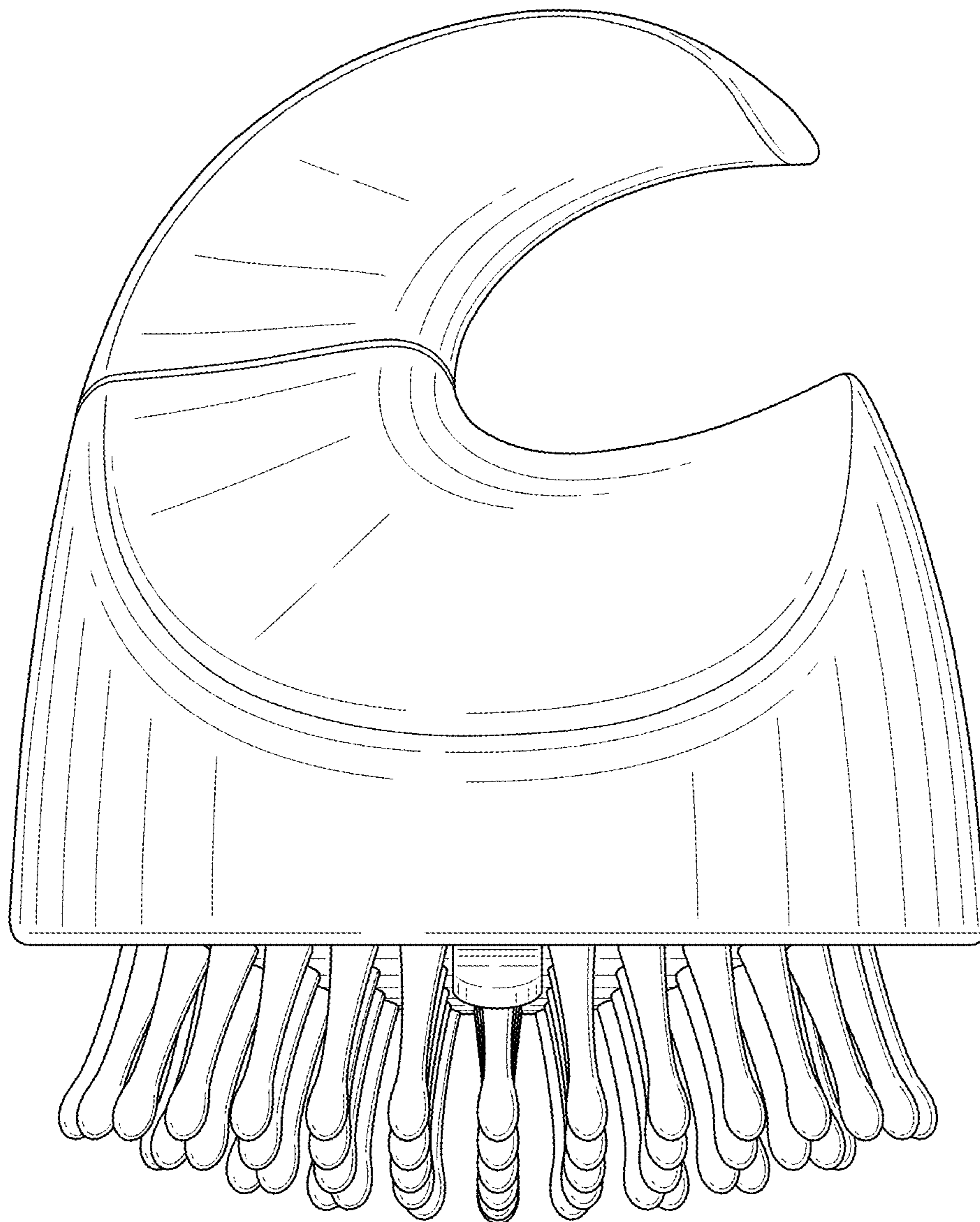


FIG. 3

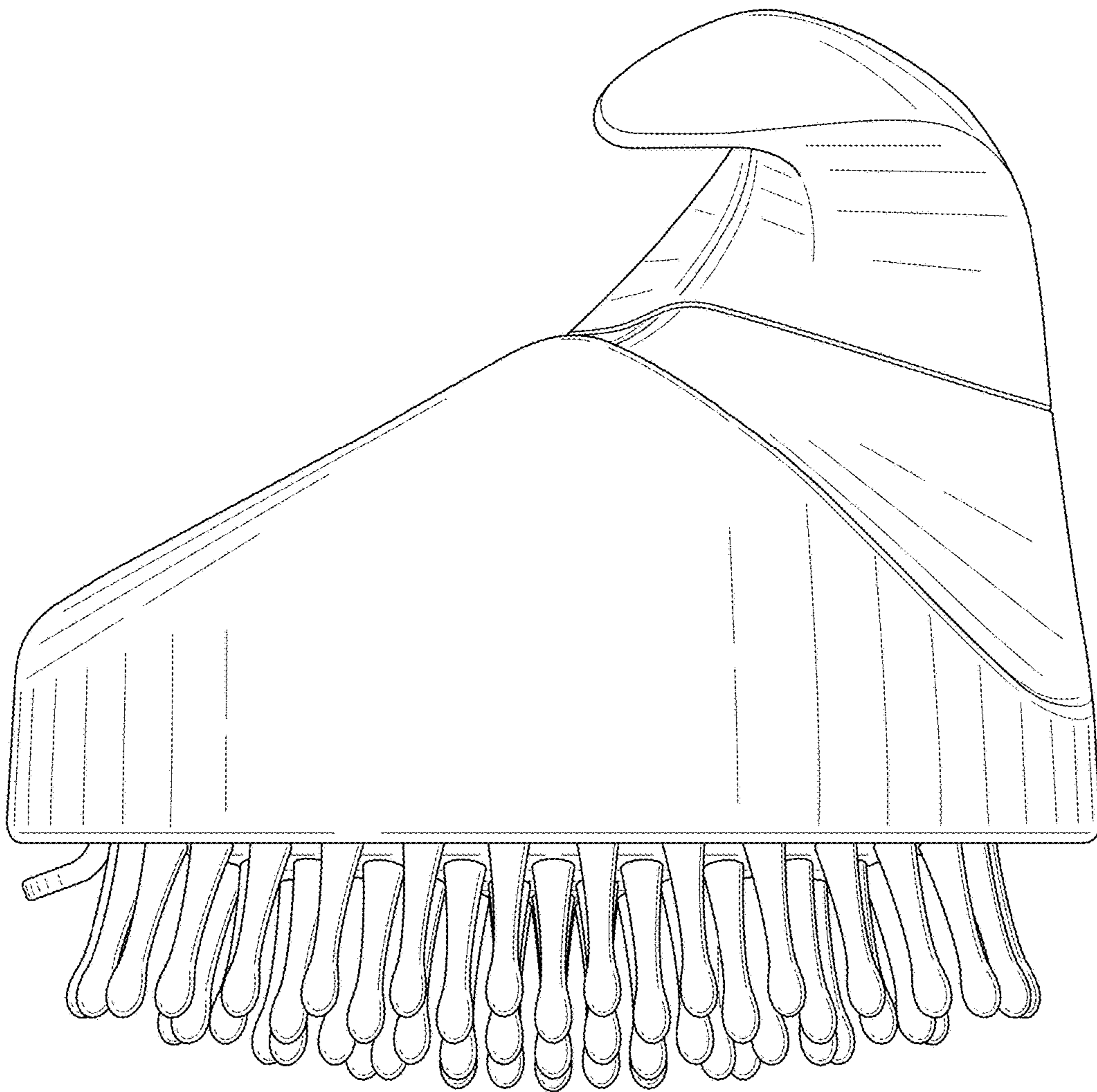


FIG. 4

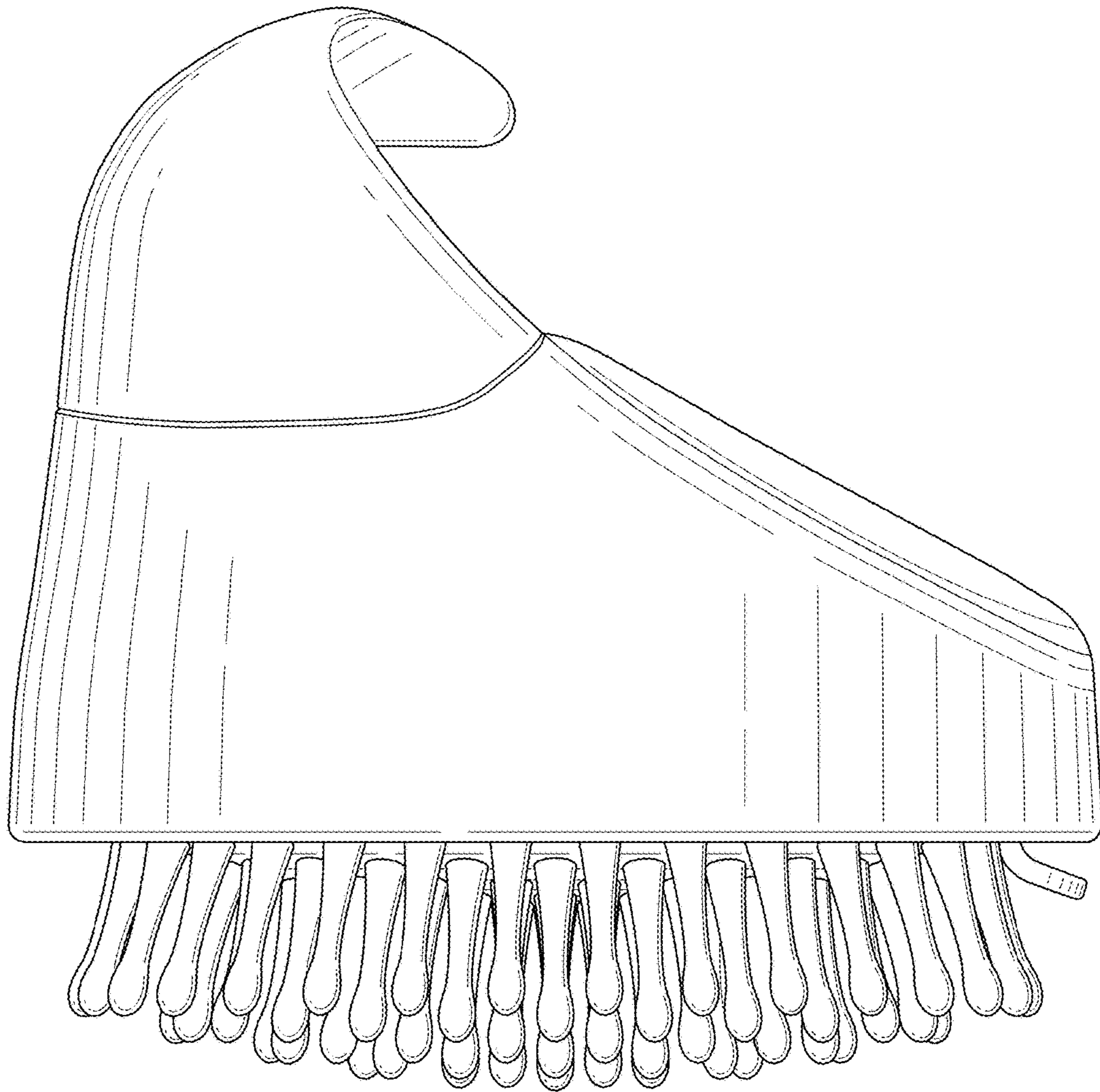


FIG. 5




FIG. 6

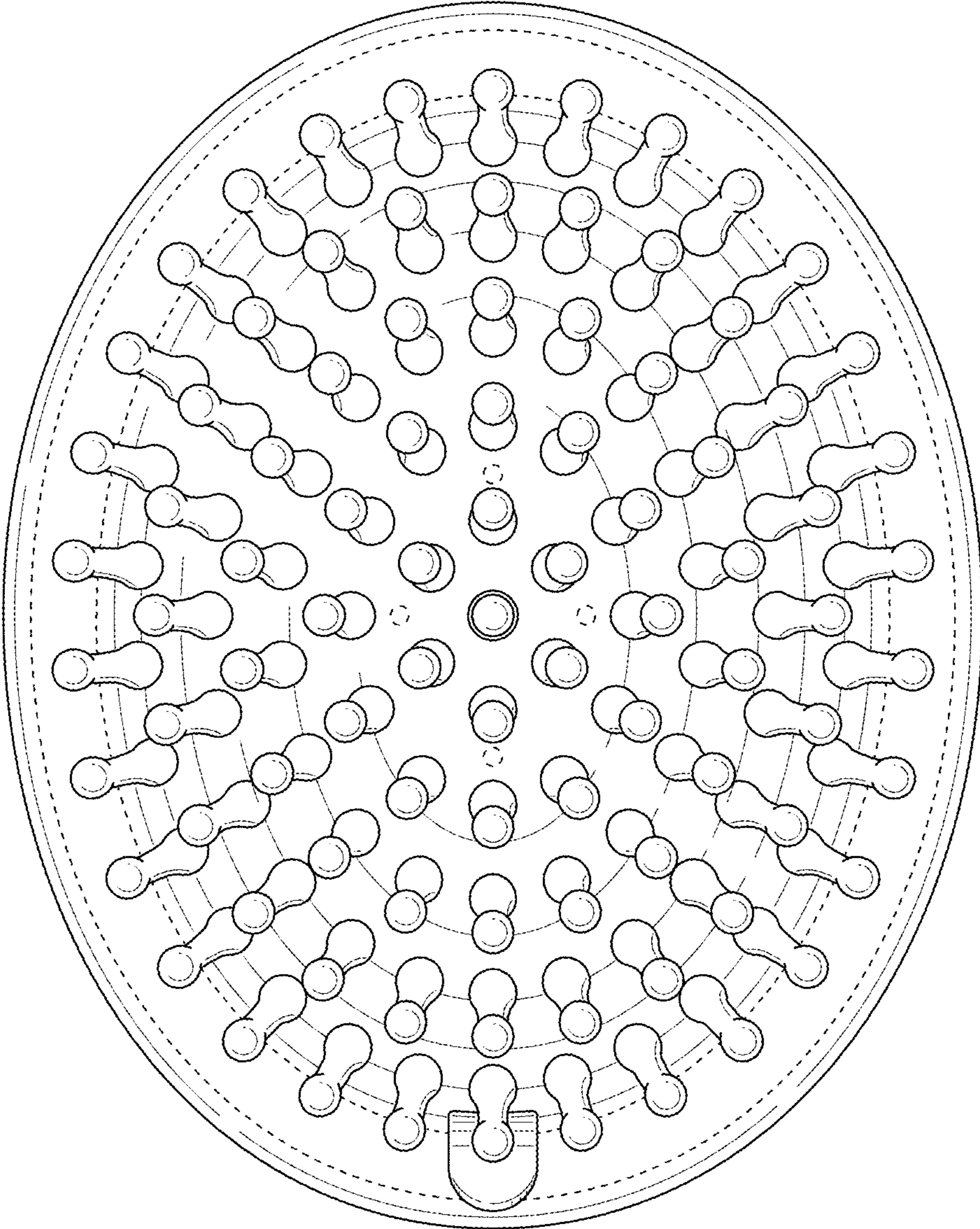


FIG. 7