



US00D863758S

(12) **United States Design Patent** (10) **Patent No.:** **US D863,758 S**
Bloom (45) **Date of Patent:** **** Oct. 22, 2019**

(54) **CLUTCH WITH FINGERPRINT LOCK**

FOREIGN PATENT DOCUMENTS

- (71) Applicant: **Rachel Bloom**, Kettering, OH (US)
- (72) Inventor: **Rachel Bloom**, Kettering, OH (US)
- (**) Term: **15 Years**
- (21) Appl. No.: **29/665,253**
- (22) Filed: **Oct. 1, 2018**
- (51) **LOC (12) Cl.** **03-01**
- (52) **U.S. Cl.**
USPC **D3/243**
- (58) **Field of Classification Search**
USPC D3/223–233, 240–243, 245–246
CPC A45C 1/024; A45C 3/06
See application file for complete search history.

CN	101354798 A	1/2009
CN	201806072 U	4/2011
CN	102783781	11/2012
CN	106917550	7/2017
GB	2458889	7/2009
GB	2547913 A	6/2017
GB	2531937	11/2017
WO	WO2007101292	9/2007
WO	WO2015121630	8/2015

* cited by examiner

Primary Examiner — Holly H Baynham

(74) *Attorney, Agent, or Firm* — R. William Graham

(56) **References Cited**

U.S. PATENT DOCUMENTS

698,067 A	4/1902	Smith	
5,138,468 A	8/1992	Baebanell	
5,963,657 A	10/1999	Bowker et al.	
6,374,652 B1	4/2002	Hwang	
6,401,501 B1	6/2002	Kajuch et al.	
6,865,913 B2	3/2005	Yamagishi	
7,043,060 B2	5/2006	Quintana	
D809,788 S *	2/2018	Fusi	D3/243
D815,431 S *	4/2018	Fusi	D3/243
D820,588 S *	6/2018	Nair	D3/243
D834,311 S *	11/2018	Tomasetta	D3/243
2002/0034321 A1	3/2002	Saito	
2004/0025550 A1	2/2004	Yamagashi	
2004/0255623 A1	12/2004	Sun et al.	
2008/0012686 A1	1/2008	Bonestroo	
2009/0226050 A1	9/2009	Hughes	
2016/0360351 A1	12/2016	Cabouli	
2017/0198497 A1	6/2017	Tsai	

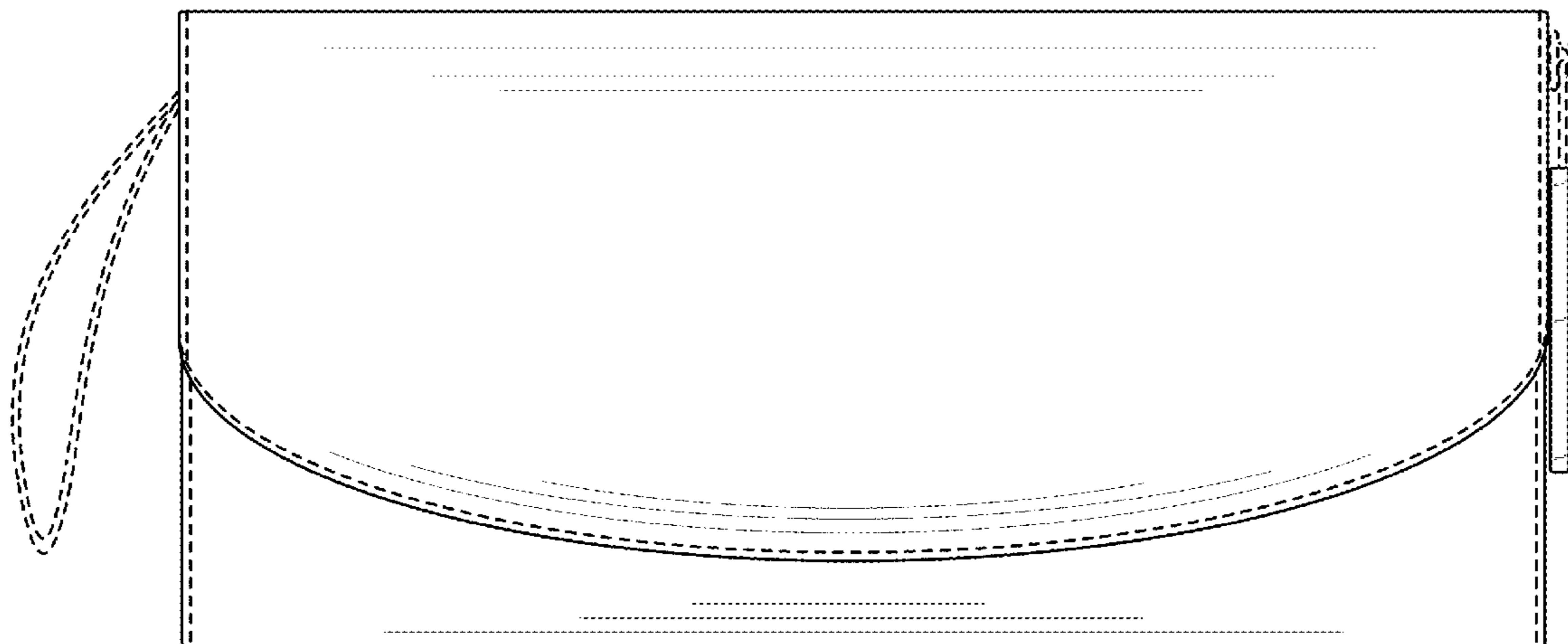
(57) **CLAIM**

The ornamental design for a clutch with fingerprint lock.

DESCRIPTION

FIG. 1 is a front view of a clutch with fingerprint lock showing my new design;
 FIG. 2 is a back view of a clutch with fingerprint lock showing my new design;
 FIG. 3 is a left side elevation end view of a clutch with fingerprint lock showing my new design;
 FIG. 4 is a right side of a clutch with fingerprint lock showing my new design;
 FIG. 5 is a top view of a clutch with fingerprint lock showing my new design; and,
 FIG. 6 is a bottom view of a clutch with fingerprint lock showing my new design.
 The broken lines shown in the drawings do not form part of the claimed design.

1 Claim, 5 Drawing Sheets



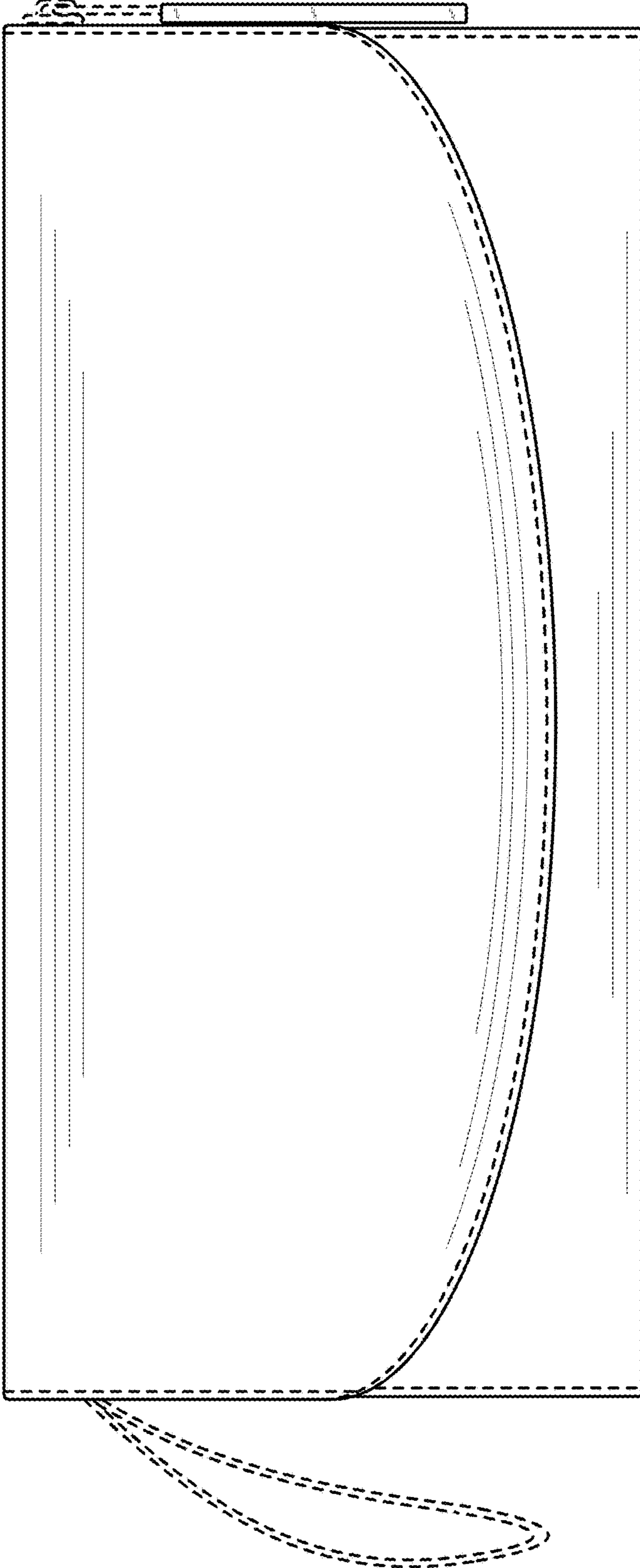


FIG. 1




FIG. 2

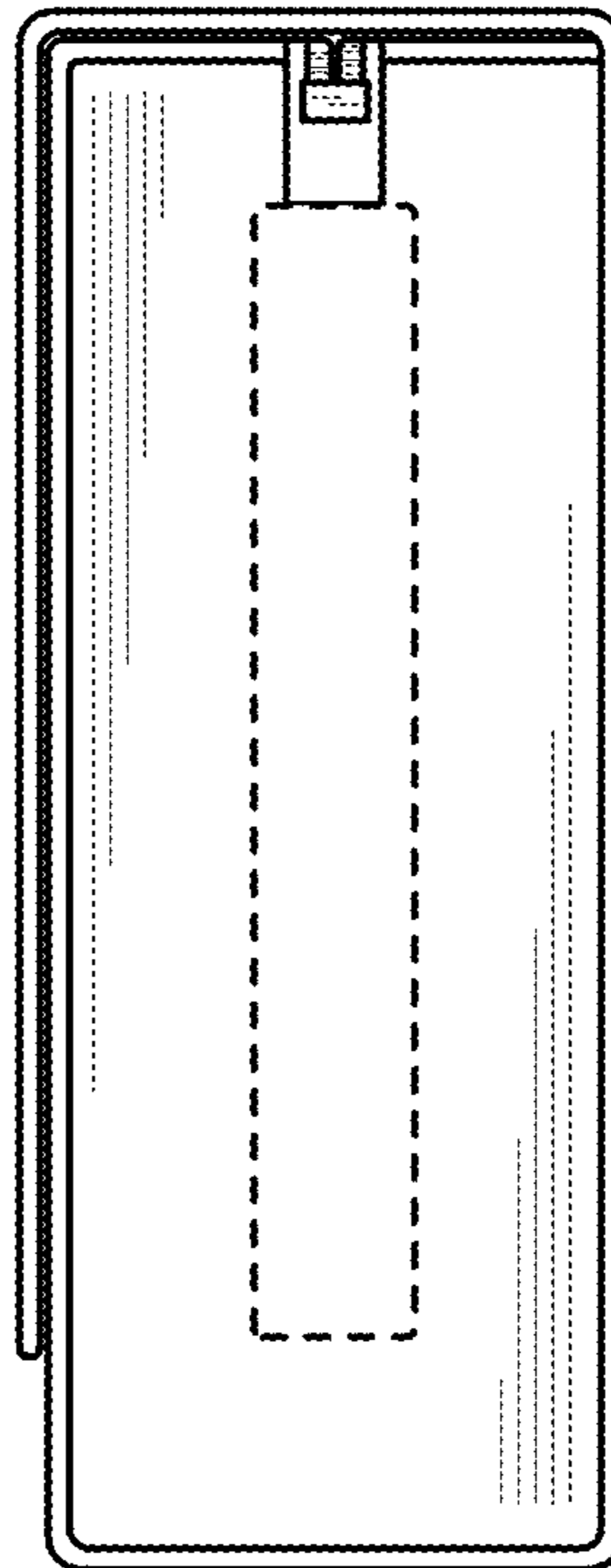


FIG. 3

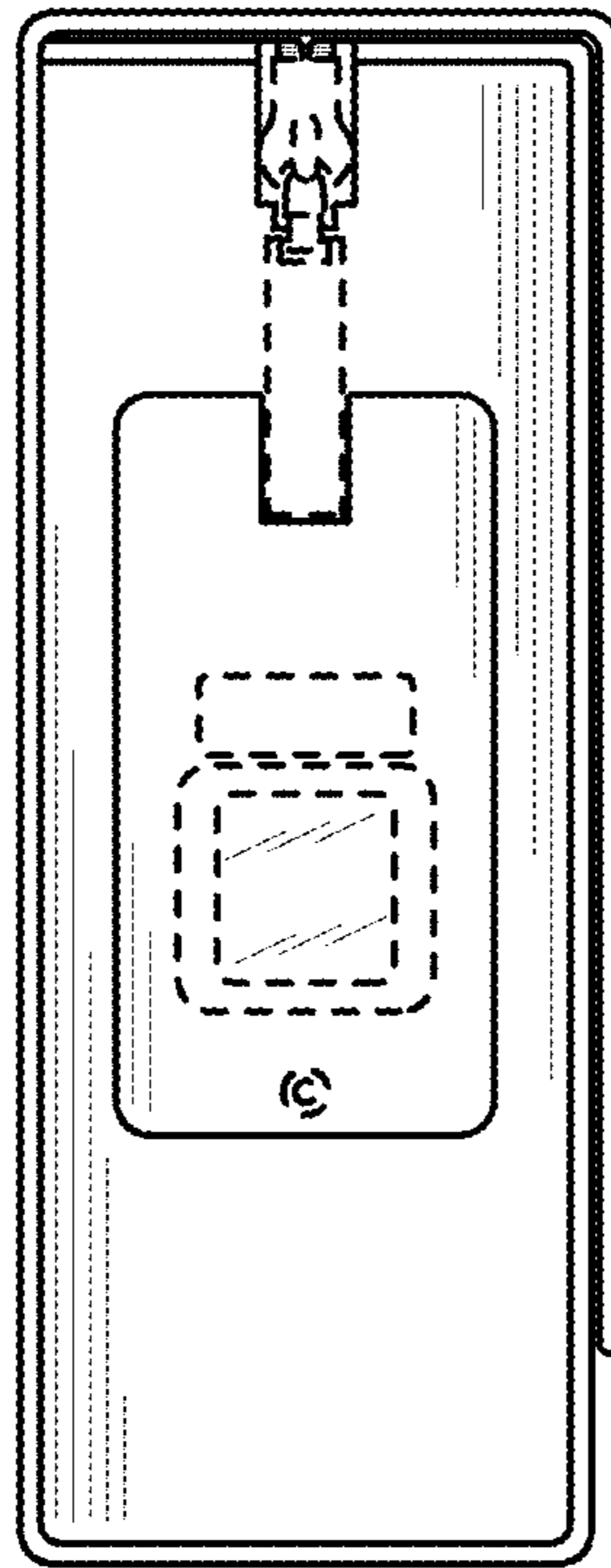


FIG. 4




FIG. 5




FIG. 6