



US00D863737S

(12) **United States Design Patent**
Goetgeluk et al.

(10) **Patent No.:** **US D863,737 S**

(45) **Date of Patent:** **** *Oct. 22, 2019**

- (54) **SLIP-ON SHOE**
- (71) Applicant: **Virtuix Holdings Inc.**, Austin, TX (US)
- (72) Inventors: **Jan Goetgeluk**, Austin, TX (US);
Ronald Kurt Bender, Dripping Springs, TX (US); **James Douglas Shuffield**, Cedar Park, TX (US);
Benjamin John Drakes, Cardigan (GB)
- (73) Assignee: **Virtuix Holdings Inc.**, Austin, TX (US)
- (*) Notice: This patent is subject to a terminal disclaimer.

- 5,813,143 A * 9/1998 Bell A43C 15/06
36/59 R
- 5,836,090 A * 11/1998 Smith A43B 3/128
36/7.6
- 6,988,328 B2 * 1/2006 Rosen A43B 3/18
36/59 R
- D620,237 S * 7/2010 Carbajal D2/909
- D649,334 S * 11/2011 Terry D2/909
- D662,291 S * 6/2012 Helmstadt A43B 3/26
D2/909
- 8,250,779 B2 * 8/2012 Bell A43C 15/02
36/7.1 R
- D670,491 S * 11/2012 Ko A43C 15/06
D2/962

(**) Term: **15 Years**

* cited by examiner

Primary Examiner — Rashida C. Walshon
(74) *Attorney, Agent, or Firm* — Polsinelli PC

(21) Appl. No.: **29/628,193**

(22) Filed: **Dec. 1, 2017**

(51) **LOC (12) Cl.** **02-04**

(52) **U.S. Cl.**
USPC **D2/909; D2/914**

(58) **Field of Classification Search**
USPC D2/896, 900, 906, 907, 909–915, 946,
D2/962, 963
CPC A43C 15/00–15/04; A43C 15/061–15/063;
A43C 13/12; A43C 13/02; A43C 13/00;
A43B 5/00; A43B 1/00
See application file for complete search history.

(57) **CLAIM**

We claim the ornamental design for a slip-on shoe, as shown and described.

(56) **References Cited**

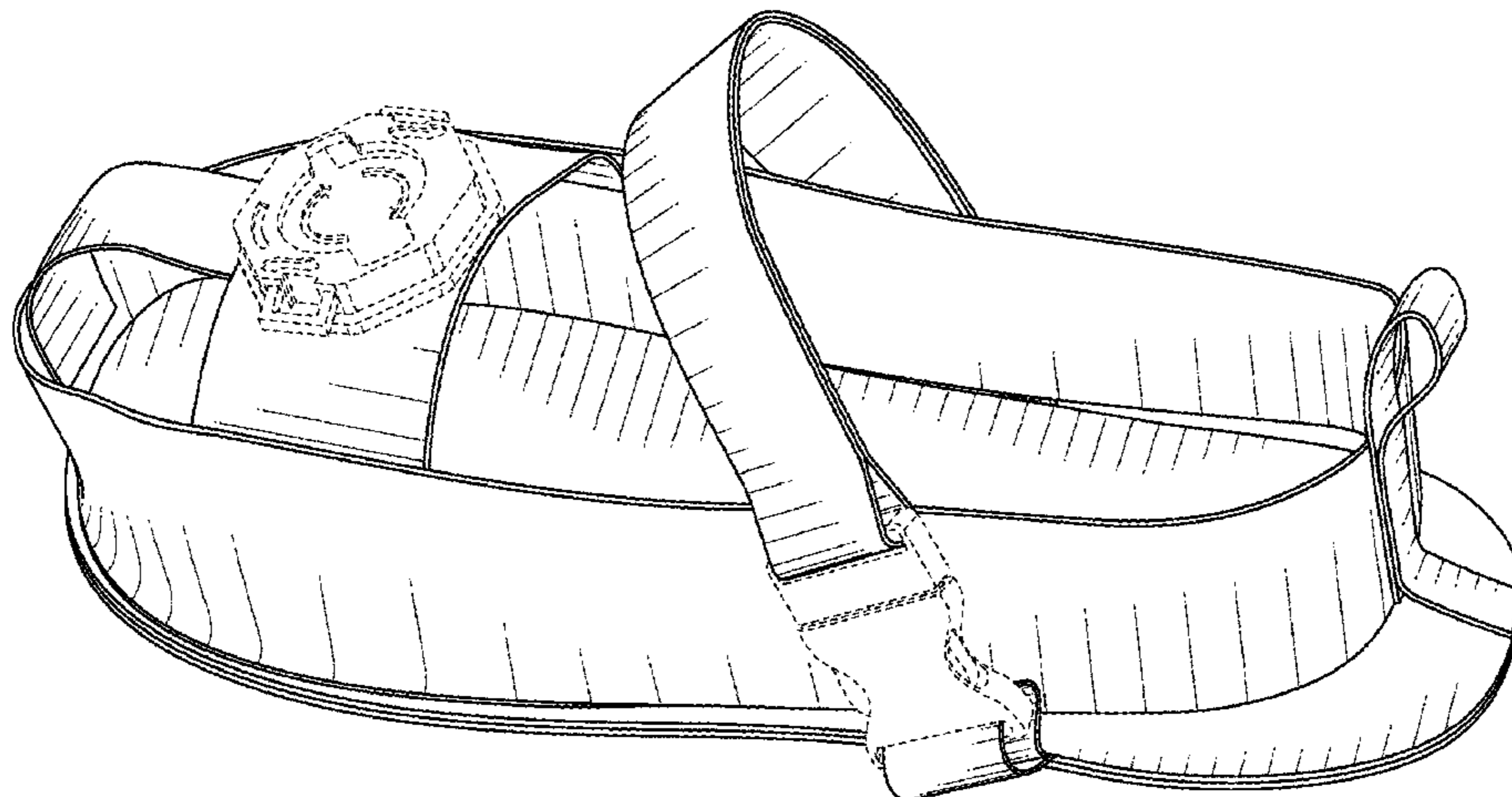
U.S. PATENT DOCUMENTS

- 2,189,489 A * 2/1940 Fritz A43C 13/02
36/7.6
- 3,609,888 A * 10/1971 Rickman A43B 3/26
36/130
- D326,949 S * 6/1992 Beckley A43B 3/128
D2/909
- D377,710 S * 2/1997 Poust A43C 15/02
D2/914
- D394,740 S * 6/1998 Poust D2/909

DESCRIPTION

FIG. 1 is a perspective view of a first embodiment of a slip-on shoe;
FIG. 2 is a front elevational view thereof;
FIG. 3 is a rear elevational view thereof;
FIG. 4 is a right side elevational view thereof;
FIG. 5 is a left side elevational view thereof;
FIG. 6 is a top plan view thereof;
FIG. 7 is a bottom plan view thereof; and,
FIG. 8 is a perspective view thereof showing an environment related to the slip-on shoe.
Broken lines are used to illustrate unclaimed portions and/or for illustrating an environment related to the claimed design of the slip-on shoe; broken lines form no part of the claimed design.

1 Claim, 6 Drawing Sheets



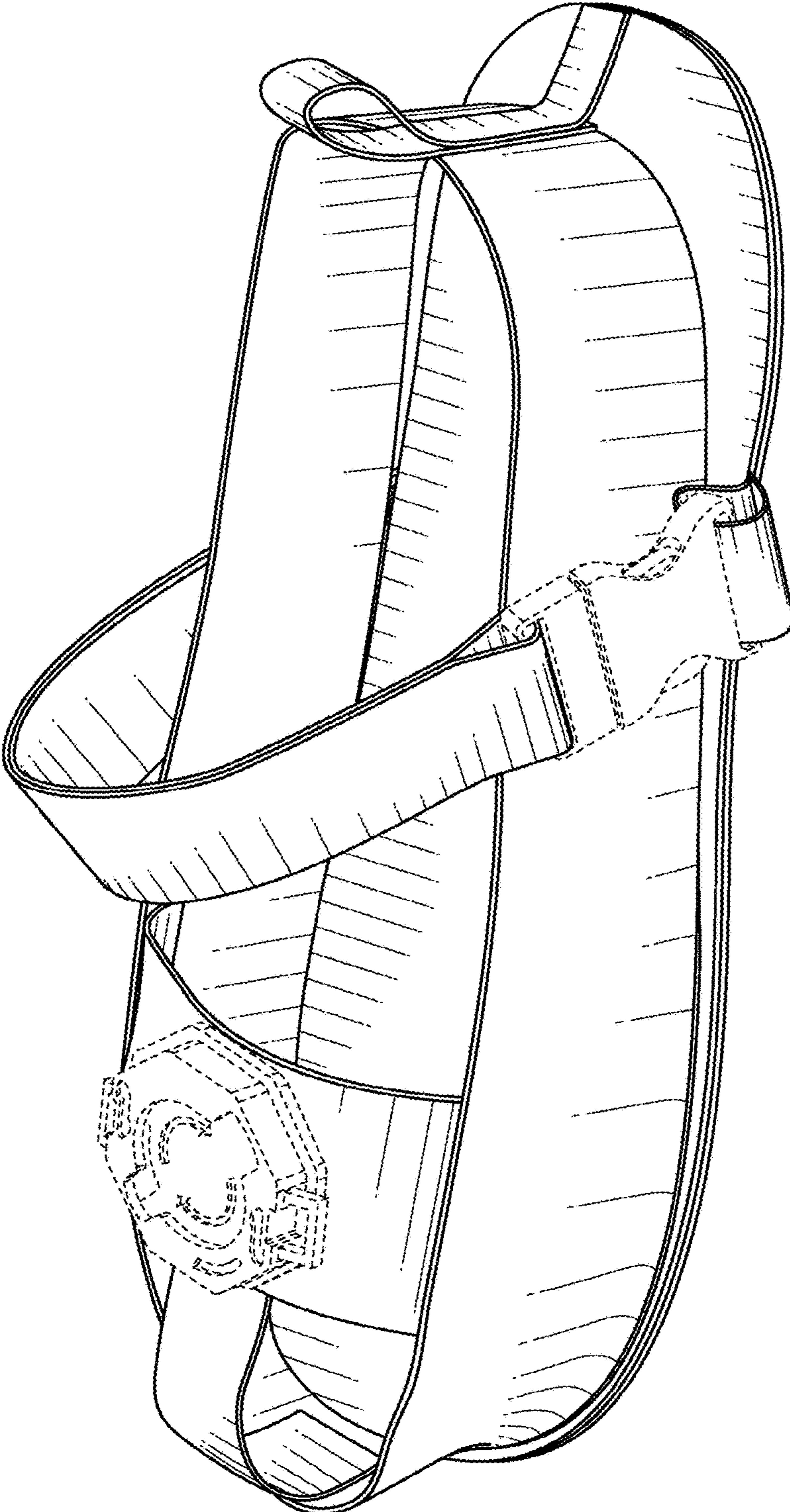


FIG. 1

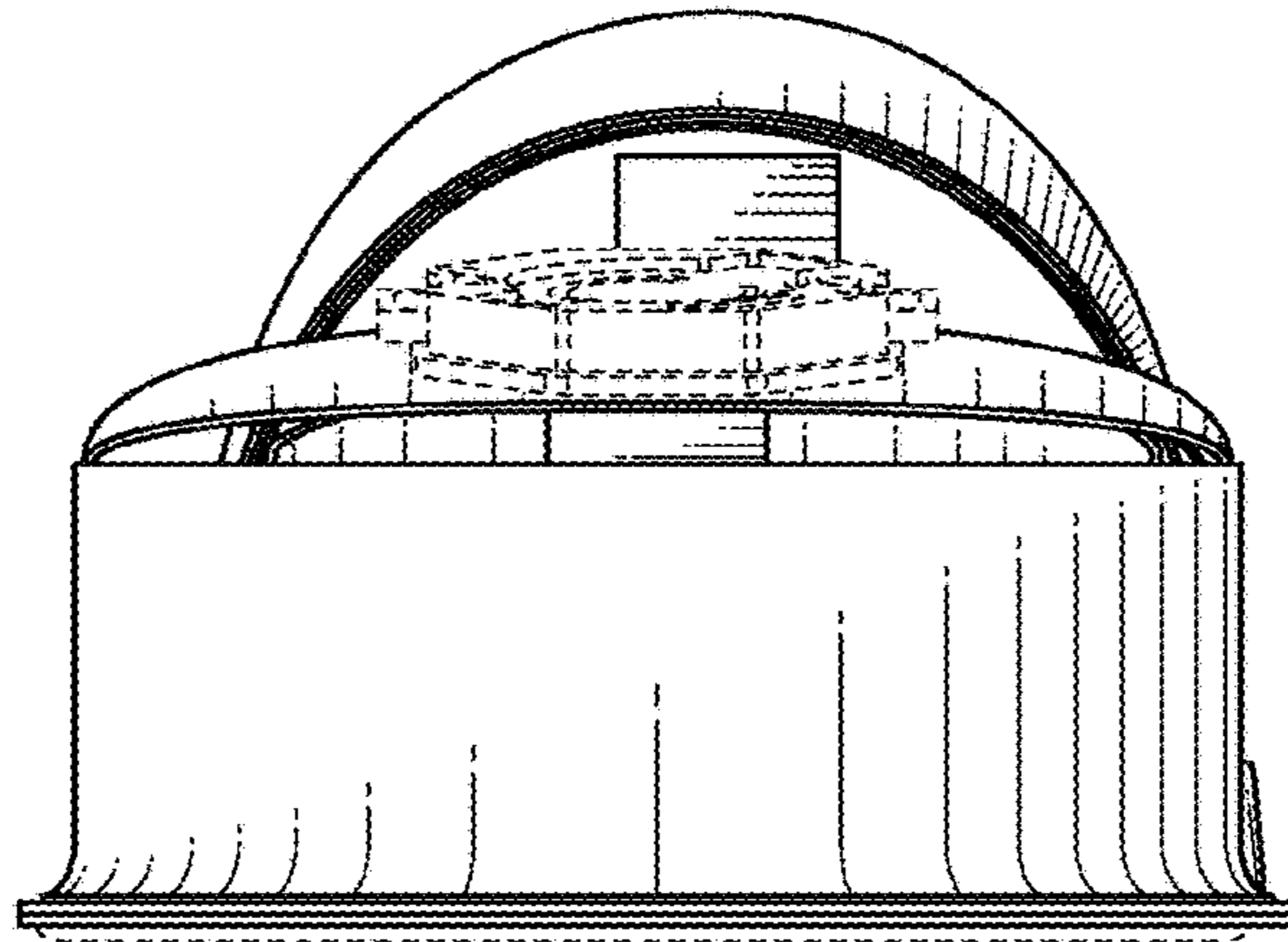


FIG. 2

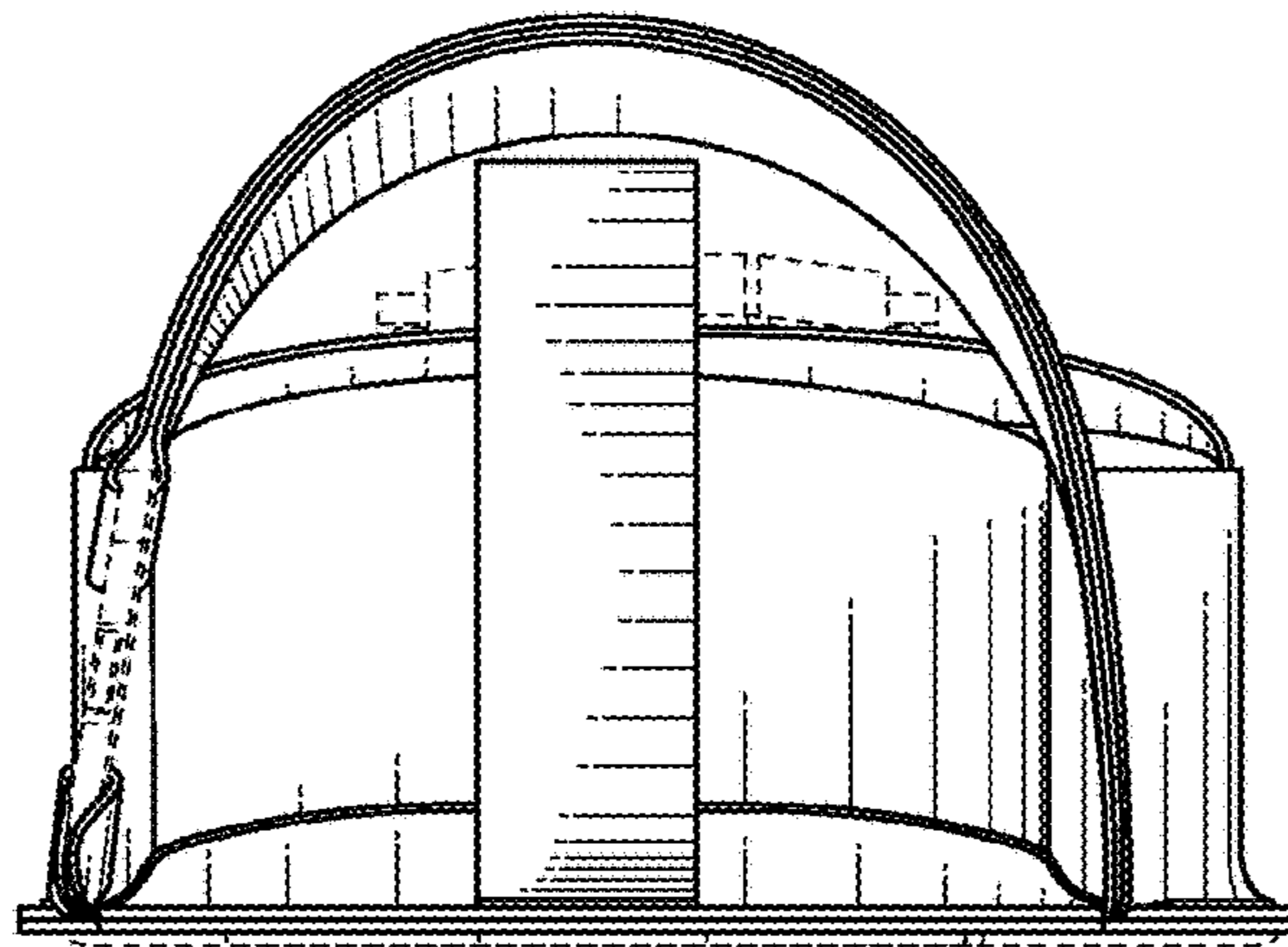


FIG. 3

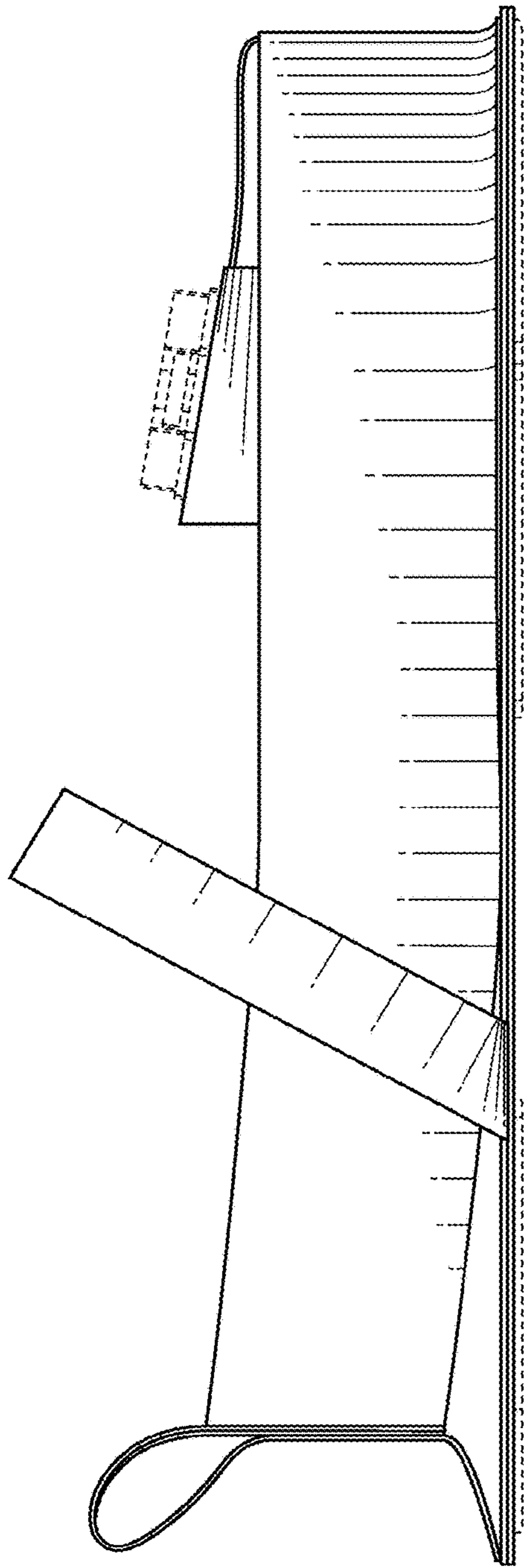


FIG. 4

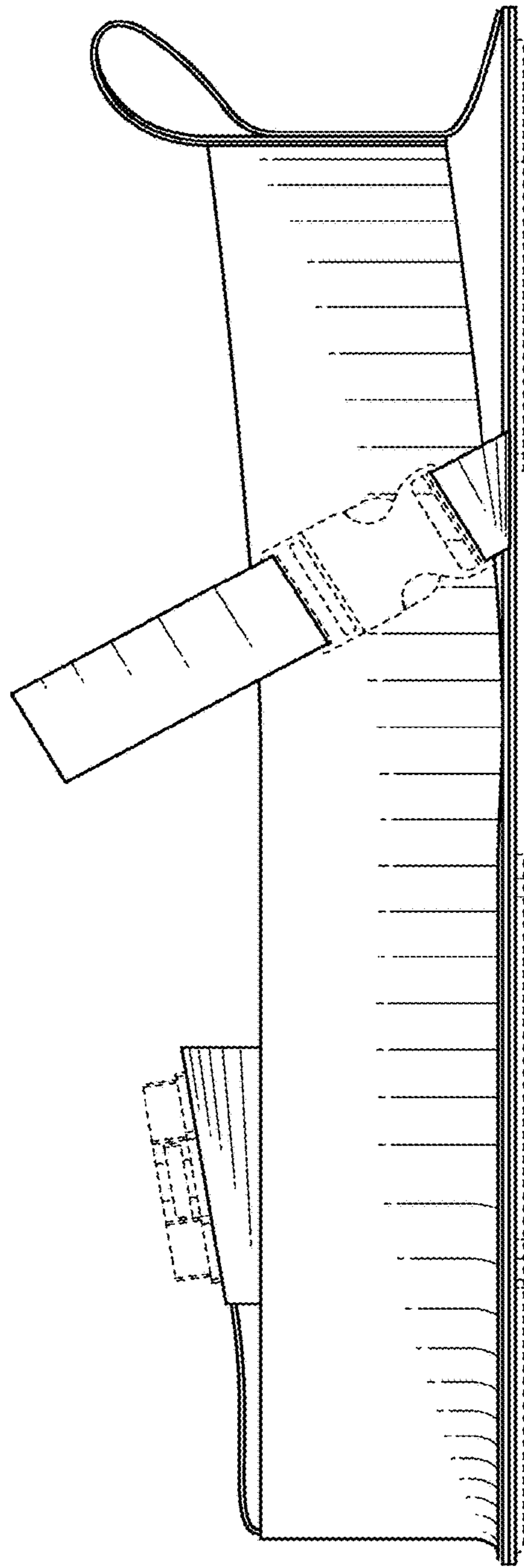


FIG. 5

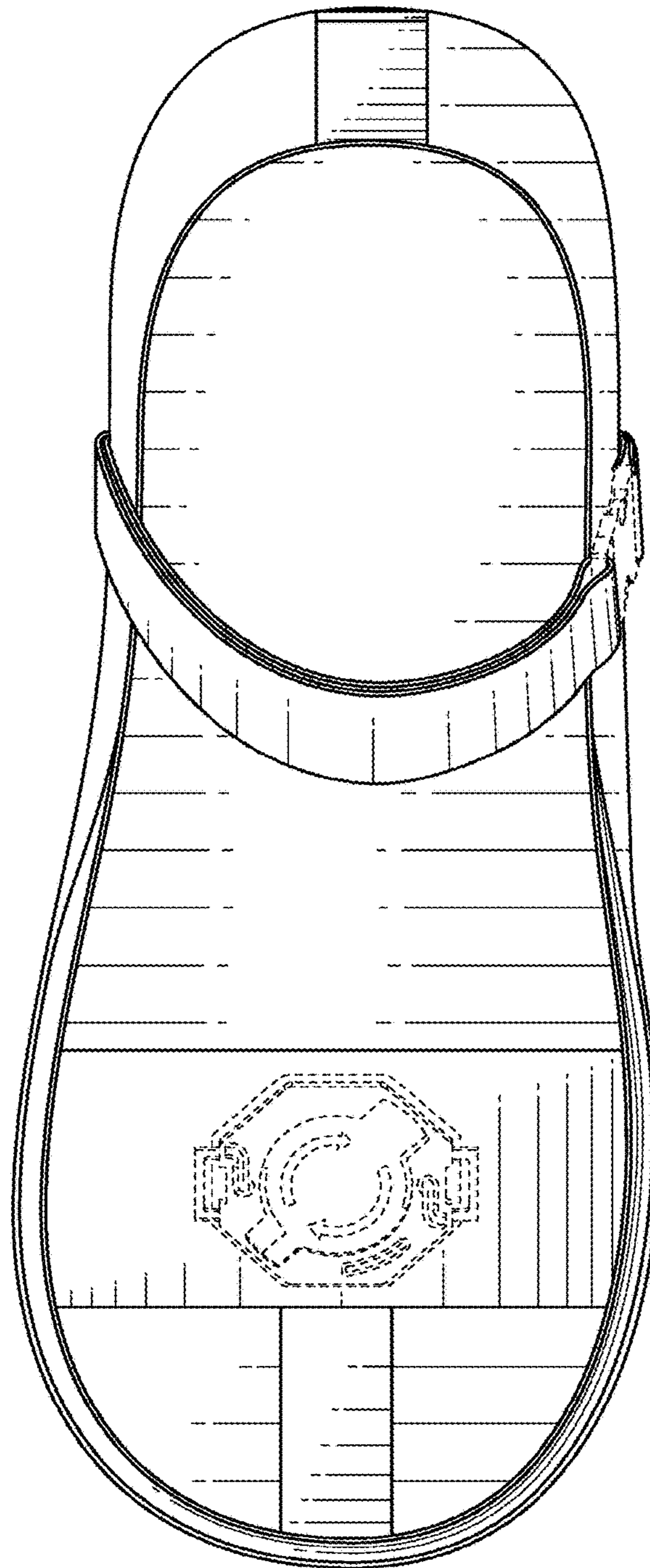


FIG. 6

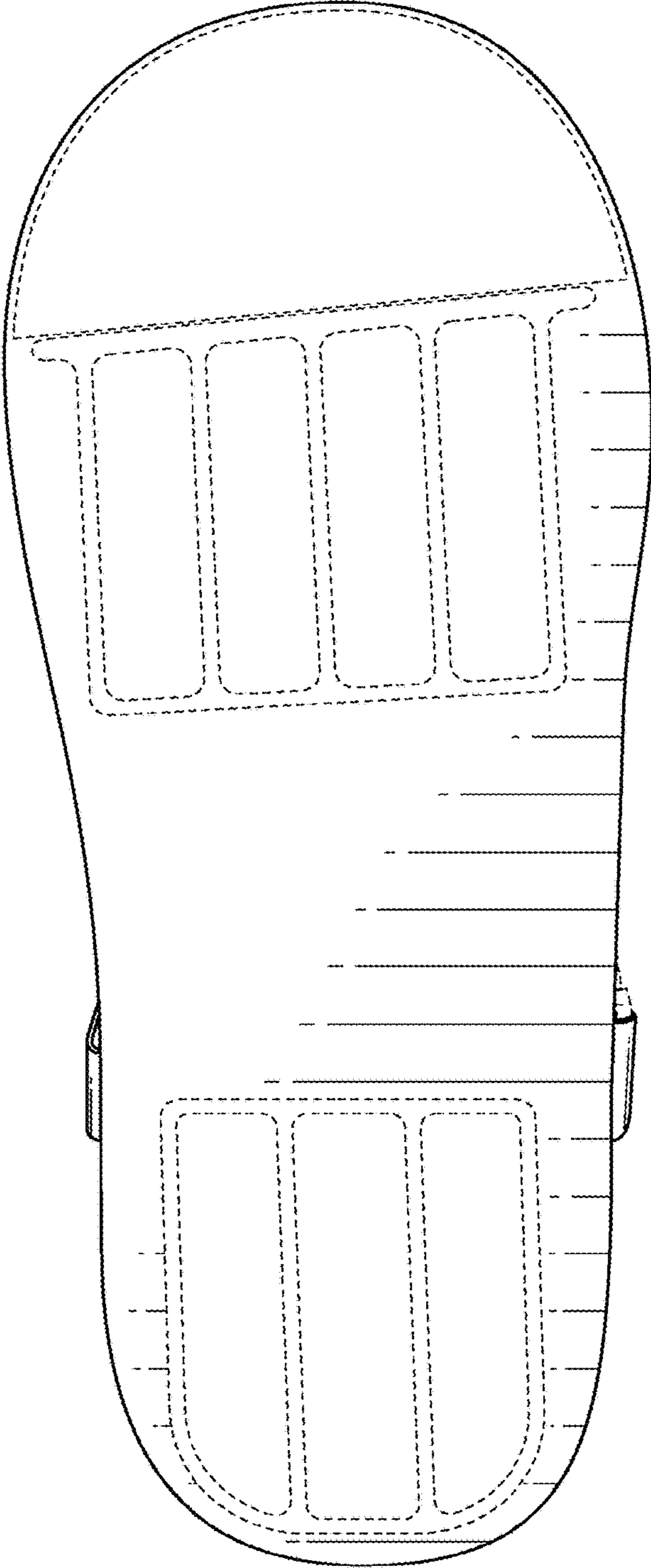


FIG. 7




FIG. 8